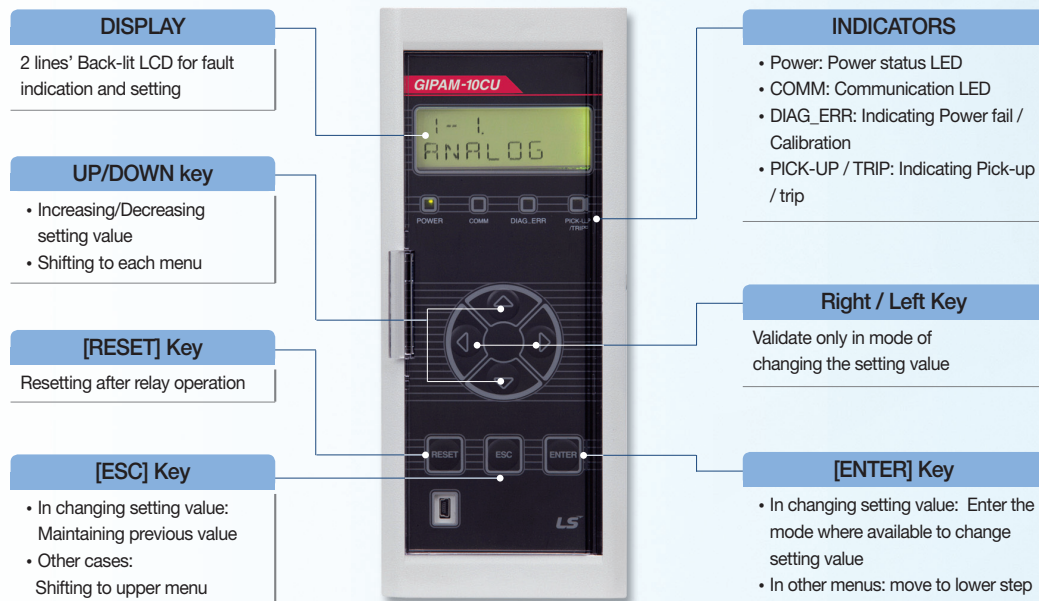


# GIPAM -10 Series Manual

Green Innovators of Innovation

## Constitution



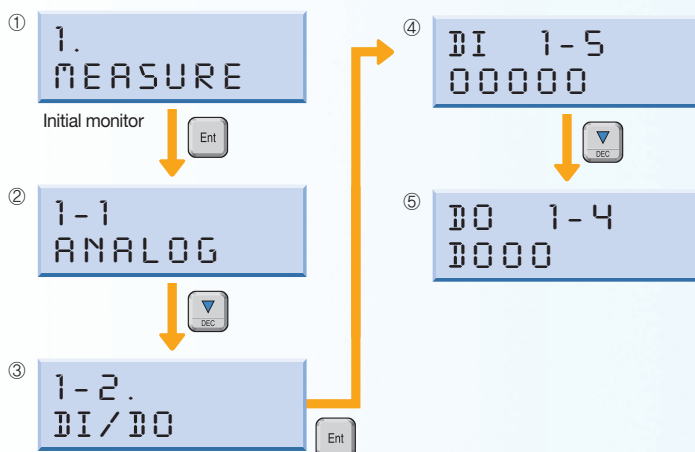
## Contact constitution

Terminal	Default	Usage	Remarks
DI01	CB_OFF	DO01~DO04, SG1~SG3 (GIPAM-10CU, 10CR), General DI	
DI02	CB ON	DO01~DO04, SG1~SG3 (GIPAM-10CU, 10CR), General DI	
DI03	GI	DO01~DO04, SG1~SG3 (GIPAM-10CU, 10CR), General DI	
DI04	GI	DO01~DO04, SG1~SG3 (GIPAM-10CU, 10CR), General DI	
DI05	GI	DO01~DO04, SG1~SG3 (GIPAM-10CU, 10CR), General DI	
DO01	TRIP	TRIP, ALARM, General DO	Latch ON/OFF
DO02	ALARM	TRIP ALARM DO, Reclosing input signal	Latch ON/OFF
DO03	-	TRIP, ALARM, General DO	Latch ON/OFF
DO04	-	TRIP, ALARM, General DO	Latch ON/OFF

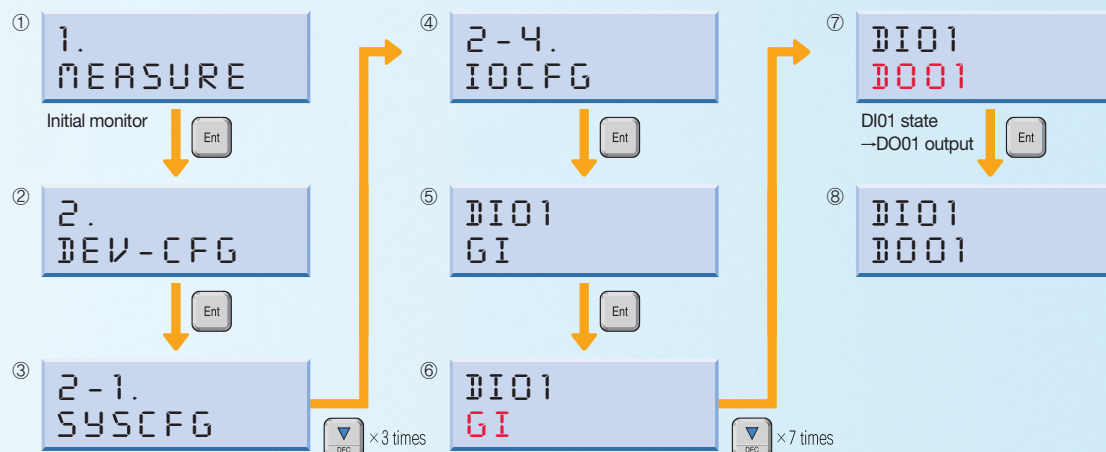
\* Setting Group → Available only to GIPAM-10CU/CR

## DI/DO Monitoring

### DI/DO contact monitoring

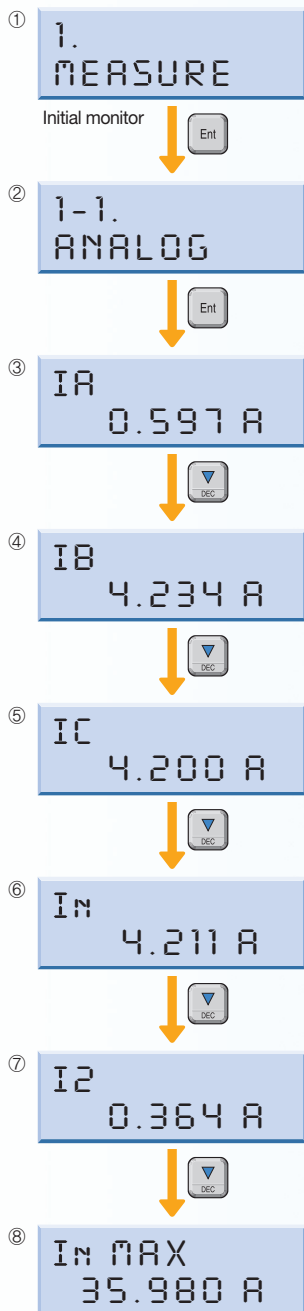


### Input/Output Contact Setting

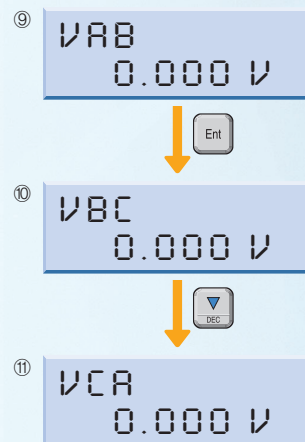
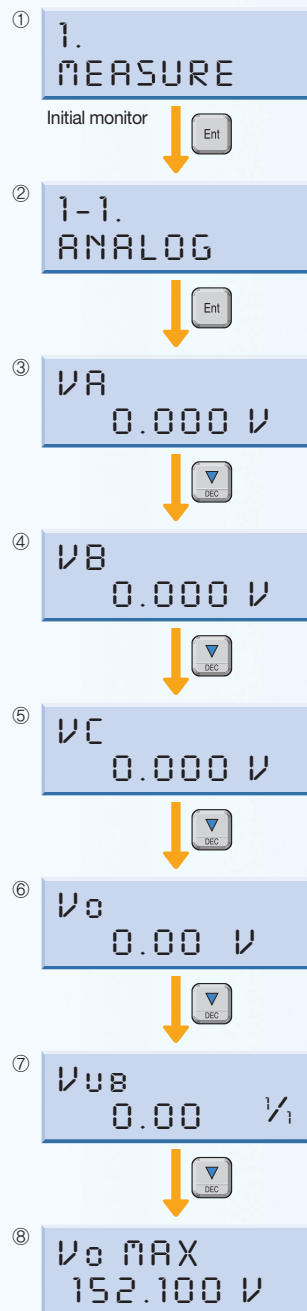


## Measurement

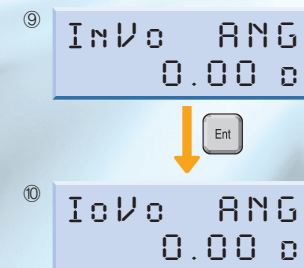
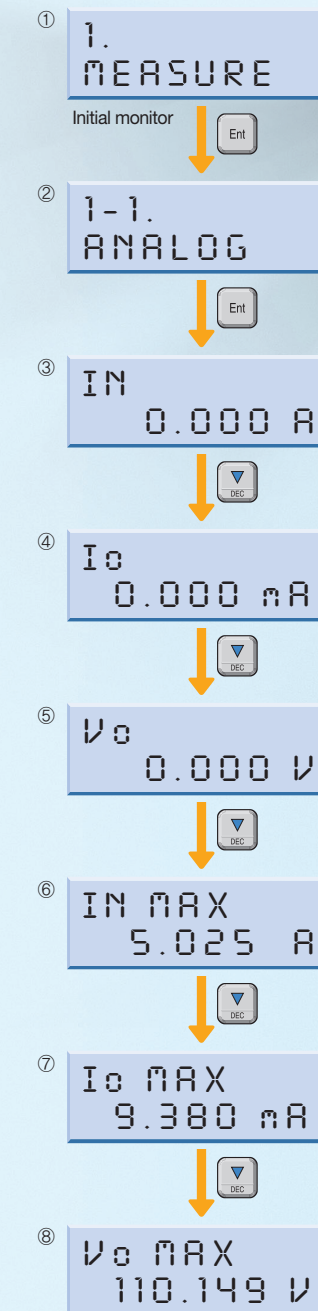
### GIPAM-10CU/CR



### GIPAM-10VO



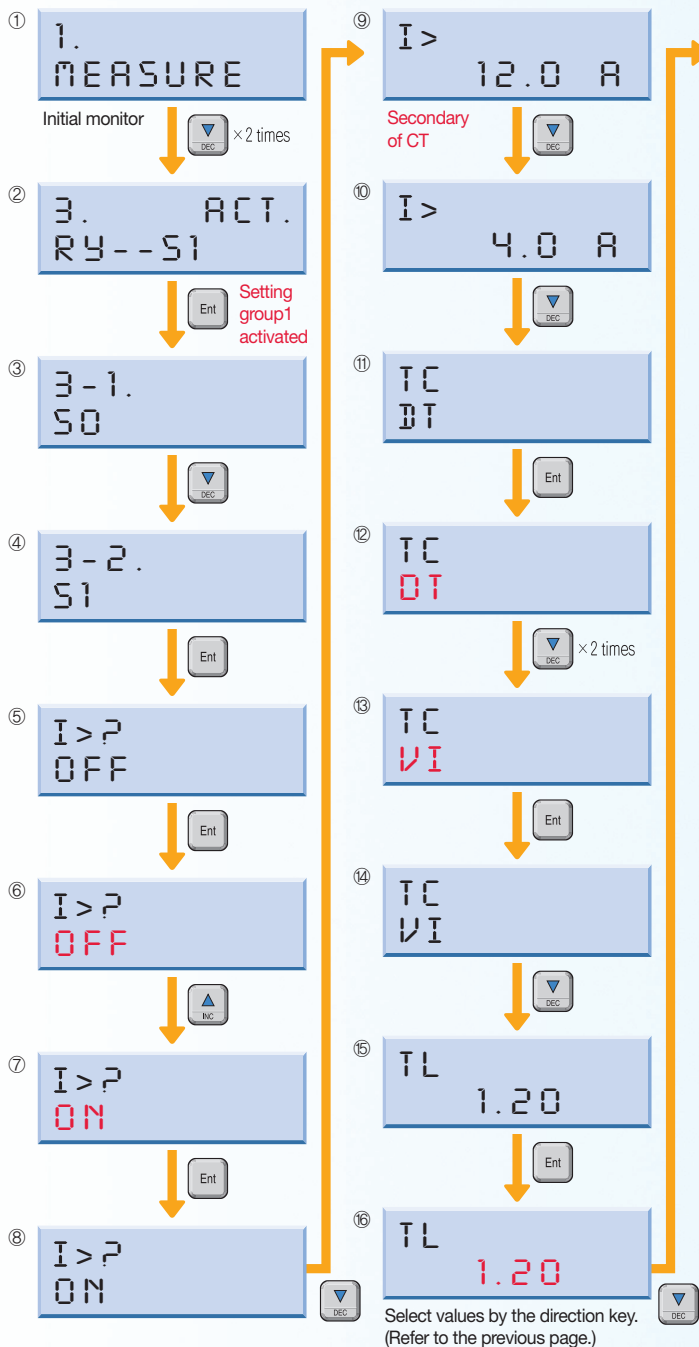
### GIPAM-10NZ



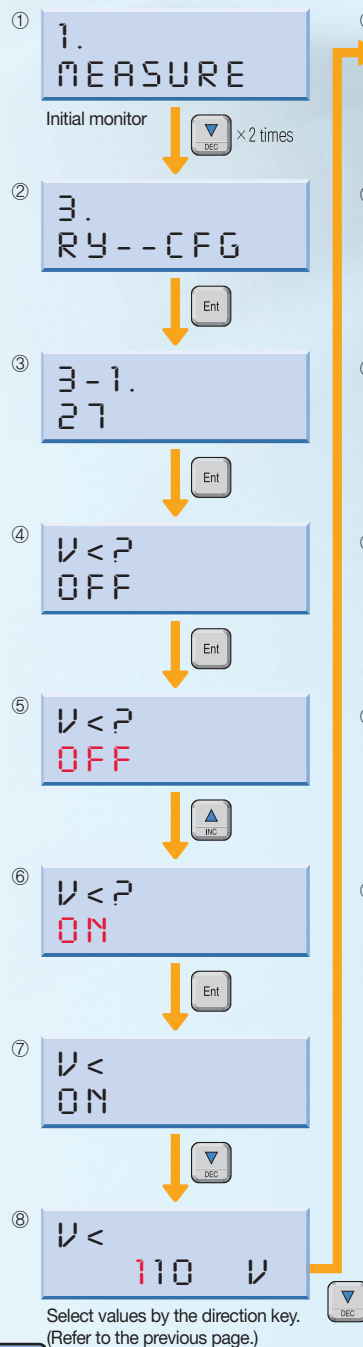


## Relay element setting

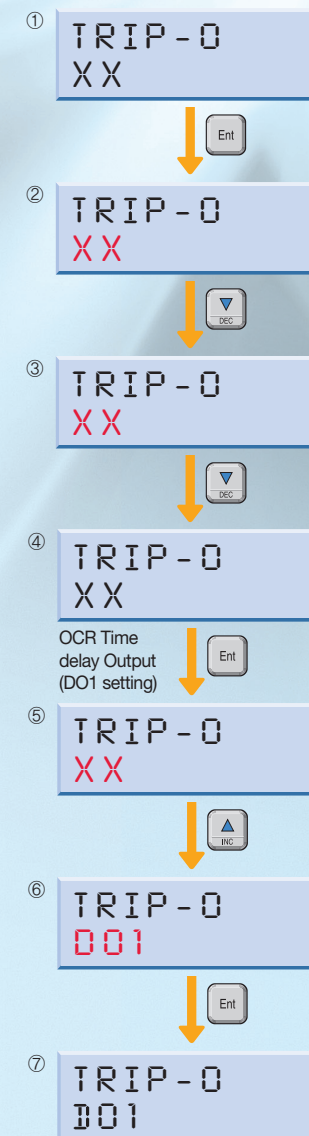
### GIPAM-10CU/CR



### GIPAM-10VO



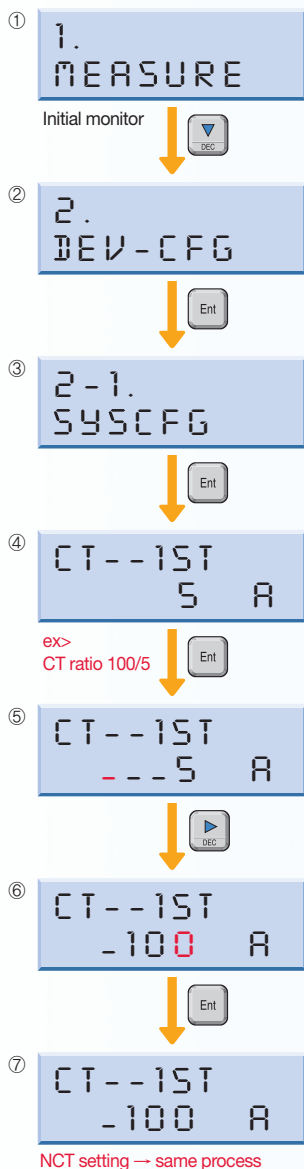
### Trip out type



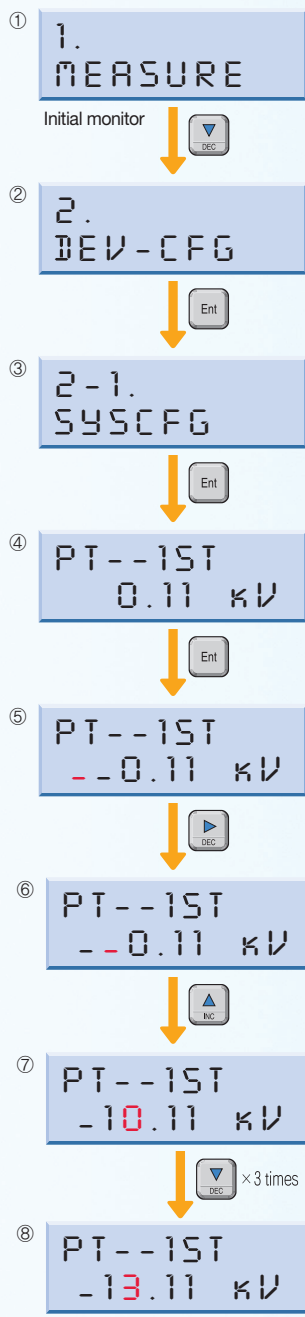
\* → Apply to all types.

## CT/PT Ratio input

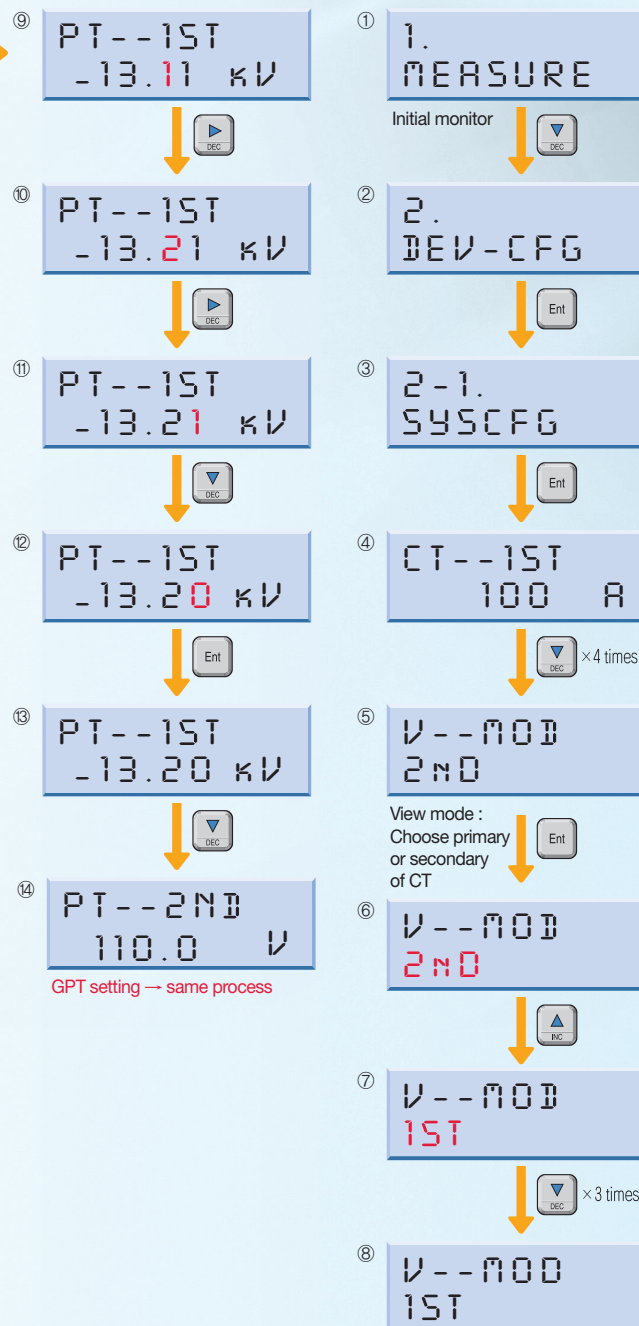
### ■ CT Ratio (GIPAM-10CU/CR)



### ■ PT Ratio (GIPAM-10VO/CR)



### ■ View Mode (for all types)



## Safety instructions

To use this product's features fully and safely, please read user's manual thoroughly before operating.

- The 'Safety instructions' are for using the product properly and safely, in order to prevent accidents or risks. Please follow the instructions.

- The instructions are divided into 'Warning' and 'Caution', and the meanings are as follows.



### Warning

There are possibilities of serious injury or death when the instructions are breached.



### Caution

There are possibilities of minor injury or damage to the product when the instructions are breached.

- The meaning of the symbols indicated on the product and the instructions are as follows.



is a symbol warns that there are risks under certain condition.



is a symbol warns that there are risks of electric shock under certain condition.

Please keep this instruction near from the product.

## LSIS Co., Ltd.

### ■ HEAD OFFICE

LS-ro 127 (Hogye-dong) dongan-gu Anyang-si  
Gyeonggi-do Korea  
Tel. (82-2)2034-4887, 4873, 4148  
Fax. (82-2)2034-4648

### ■ CHEONG-JU PLANT

Cheong-Ju Plant #1, Song Jung Dong, Hung Duk Ku,  
Cheong Ju, 361-720, Korea

2014.09 GIPAM-10 series Maunal (E) 2013. 10/(02) 2014. 09 Printed in Korea STAFF