


TC-40F General application Fujitsu connector

User's Guide



Thank you for purchasing product of SAMWON ACT.
Please check model of product that you purchase first, and read this manual prior to use it.

● Caution for Safety

⚠ Caution Case that results in serious damage in human body or equipment, and fire if user handles this equipment wrongly

⚠ Warning Case that results in slight damage in human body or equipment, and fire if user handles this equipment wrongly

⚠ Caution

1. When machining and wiring the mounting hole, do not allow foreign matter such as dust or wire covering to enter the connection terminal. Failure to do so may result in damage to the unit, heat, or ignition.
2. Be sure to shut off the power supply from the outside before mounting and wiring.

※ The connection cable for PLC of various makers is provided by us. Please refer to the catalogue or contact Head or branch office if you need more detail models and specifications.

⚠ Warning

1. Use within the specified temperature range, ($-10^{\circ}\text{C} \sim +50^{\circ}\text{C}$)
Damage to the outer case may occur.
2. Use within the specified rated voltage and rated current range.
This may result in fire or damage to the product.
3. Read this user's guide which is attached to product, and check product's nominal, characteristics, specification, wiring diagram and how to handle prior to use.
4. Please make sure to check the internal wiring diagram of the terminal block and the arrangement of the controller PIN (terminal) when making the connection cable between the controller (PLC etc.).
It may be the cause of malfunction or damage of this equipment and user's.

Model Selection

TC - 40F

① ② ③

- ① Terminal connector
- ② No. of connector Pin
- ③ FCN connector application

Applicable PLC

Maker	Series	I/O Card Model
MITSUBISHI	Q, AnS	All kinds of Connector attached Card except 64 Ports QX81, QY81P, A1SY81 (EP)
LG	GM3	G3I-D28A/B, G3Q-TR8A/B
	GM4	G4I-D28A/B, G4Q-TR8A/B
	XGT	All kinds of Connector attached Card
OMRON	C500, C200	All kinds of Card with Fujitsu 40P Connector attached
	CJ1	

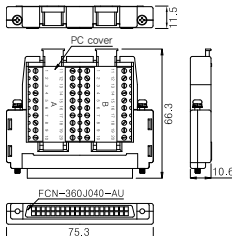
Characteristics

Rated voltage	5~24V DC
Rated current	1A
Insulation resistance	100M Ω or above (DC 500V)
Dielectric strength	AC500V 1min
Applicable wire	26~20AWG
Wire stripping length	5mm
Screw torque	0.2N · m (2Kgf · cm)
Ambient temperature	-10℃ ~ +50℃ (No condensation)


Material

Terminal	66Nylon
Bolt (Screw)	M2, Steel, Zn plated
Pin header	Phosphor bronze, Tin plated
P.C.B	Epoxy 1.6t

Dimension



Wiring Diagram



※ The above specifications are subject to change without notice.

※ Please contact HQ or branch office where you purchased product for A/S of this product or technique.



삼원ACT(주)
SAMWON ACT Co., Ltd

■ HQ : 47035, 28, Daedong-ro, Sasang-gu, Busan
TEL : (051)320-7777 FAX : (051)312-2233
■ SEOUL Office: 14353, M Cluster-707, 17, Deogan-ro
104beon-gil, Gwangmyeong-si, Gyeonggi-do
TEL : (02)837-2230 FAX : (02)837-2226

NO.201403-OM-ENG-TC-40F