

TECHNICAL FEATURES

TYPE	SQUAREPACK 5	
Can size	From 114x60mm to 160x160 mm	Other sizes on request
Height	From 115 to 360 mm	
Production speed	60 or 100 cpm , depending on the configuration	
Wire diameter	0.22 to 0.28 mm	



Touchscreen panel

VERY ADVANCED CONTROL COMMAND

- All axes are synchronized and servo-driven
- Fully automatic height adjustment
- Once centralized user-friendly touchscreen panel to control, adjust and pilot all stations of the machine
- Maintenance and diagnostic directly from the control panel
- Inching mode for an easier maintenance and trouble-shooting
- VPN remote control



SQUAREPACK 5

FULLY AUTOMATIC LINE FOR THE PRODUCTION OF SQUARE CANS FROM 1 TO 6 LITERS

In a competitive market, Sabatier offers attractive solutions to canmakers who are looking for performance and high quality square cans



Compact assembly line for the production of cans filled with:

- EDIBLE OIL
- MOTOR OIL
- BRAKE FLUID
- PAINT OR CHEMICAL PRODUCT

ACCURATE INDEXING STATION

- Centering chuck to hold bodies during seam orientation
- Safe transfer carried out with vacuum gripping jaws


Indexing station



ADJUSTABLE EXPANDING STATION


- Automatic adjustment of the expanding rate from the control panel allows to deal with the variations resulting from different material behaviour

Expanding station



PRECISE FLANGING

- Squeeze technology to guarantee a constant and accurate flange width
- Bottom and top flanging operations are performed separately just before seaming to prevent any risk of damage to the flange during body's transfer



INDEPENDENT LIFTING TABLE

- Enables the production of tight head and open end cans with automatic changeover

Lifting table



EFFICIENT TURNOVER

- Synchronized with the transfer system
- Automatic height adjustment

Turnover



HIGH-SPEED SEAMING STATION

- Seaming in two operations
- Optional pre-curling operation for ends curled on two sides only
- Frontal feeders with easy access for maintenance
- Suitable fdoor a large combination of top or bottom ends

Frontal feeder

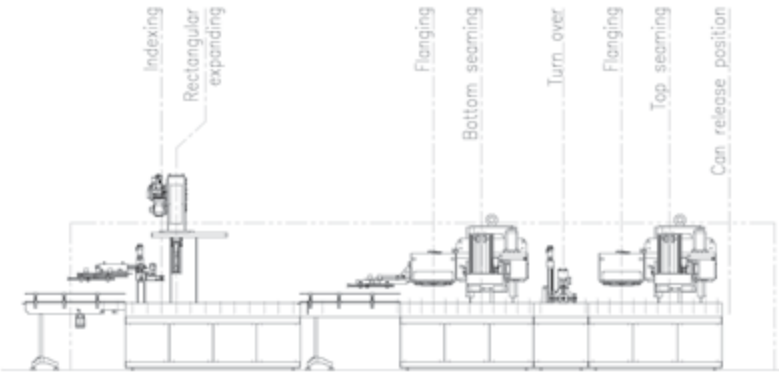


Suitable for a large combination of top or bottom ends

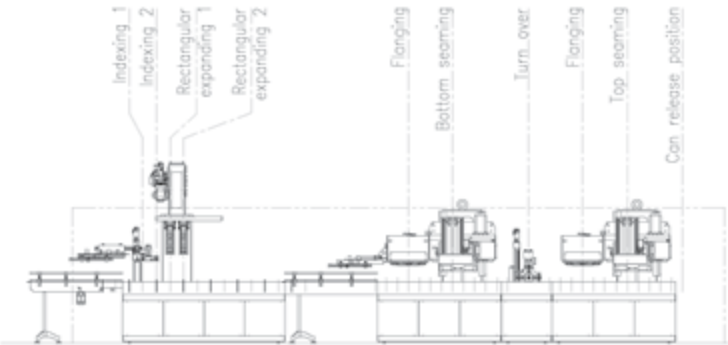
MODULAR CONSTRUCTION

- The modular construction of our equipment enables Sabatier to offer the Squarepack 5 in various configurations depending on the customer needs

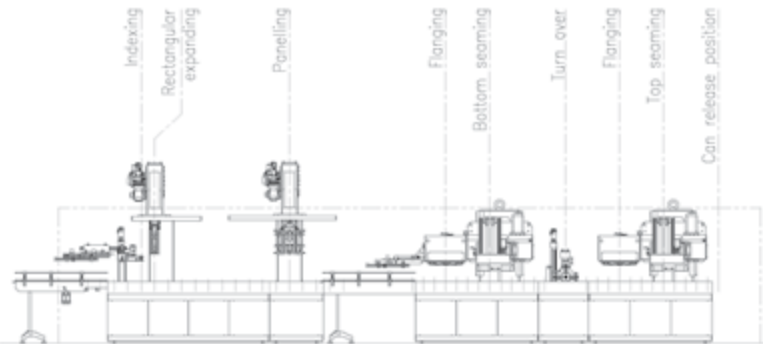
Straight wall cans / 60 cpm



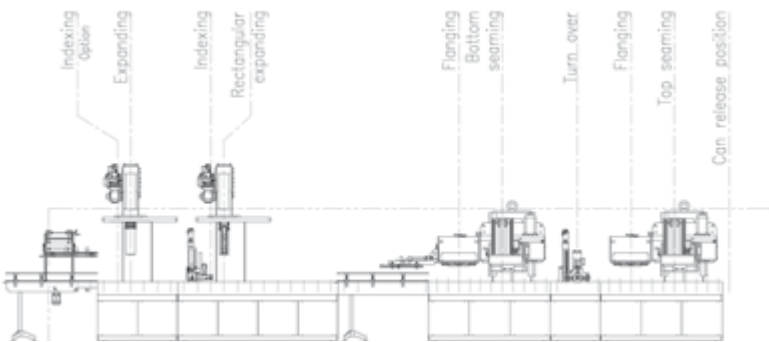
Straight wall cans / 100 cpm



Straight wall cans
With paneling / 60 cpm
Also available at 100 cpm



Pyramidal cans / 60 cpm
Also available at 100 cpm



Pyramidal cans
With paneling / 60 cpm
Also available at 100 cpm

