

Bar stock thermowell with thread connection

Model : A600 series

Spec. sheet no. AD06-01

Service intended

Temperature sensors or indicating type temperature gauges are not directly inserted into the process pipe, unless these are used to measure the outside temperature of process pipe, instead, these are used with thermowells. By using thermowells, sensors and gauges will not interfere with the process line operation, and the users are able to perform the maintenance procedure of the process line more easily. A600 series are seamless round bar type thermowell, and does not contain any welded area by processing the internal area of the round bar. It is designed to be installed onto the process line by using screw created on the thermowell, and normally used in the process line where the pressure and the current exist.

CRN



* Note. Depending on the material and U-length, the appearance of the connector may change.

Standard features

Selection of thermowell

■ Material

In general, the thermowell material chosen for the installation is governed mainly by the corrosion condition the thermowell will face. Recommended material for various services are given in the corrosion table.

Occasionally, the material consideration is one of strength rather than corrosion. For example, a stainless steel thermowell may be required for a high pressure water service where otherwise a brass thermowell would be satisfactory from a corrosion standpoint.

■ Insertion

The distance from the end of the well to the underside of the thread or other connection means (Designated as "U") is the insertion length.

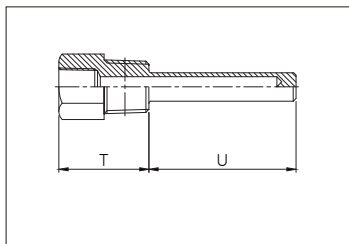
■ Bore size

Almost any installation uses several type of temperature measuring instruments.

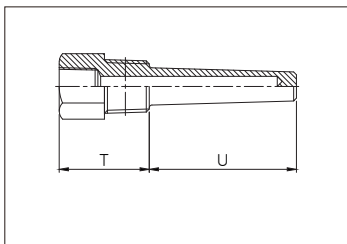
The selection of a standard bore diameter can produce extreme flexibility within the plant.

Structure

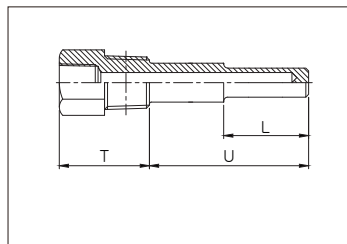
A6000



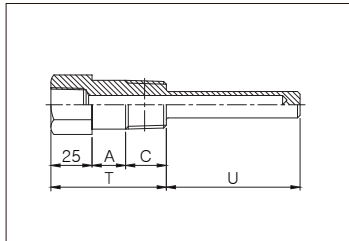
A6010



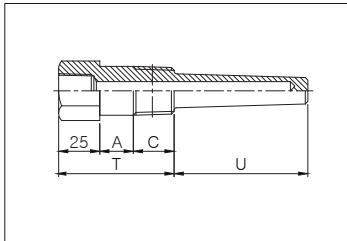
A6020



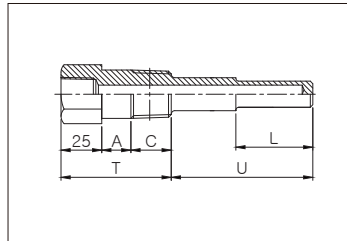
A6001



A6011



A6021



WISE®

| A600_01

Main order

Ordering information

1. Base model

A6000	Straight bar stock
A6001	Straight bar stock with extension
A6010	Tapered bar stock
A6011	Tapered bar stock with extension
A6020	Stepped bar stock
A6021	Stepped bar stock with extension

2. Material of well

AX	S25C	JX	Inconel 600
BX	304SS	KX	Hastelloy-C
CX	316SS	LX	Monel
DX	304L SS	MX	Titanium
EX	316L SS	OX	A182F316
FX	310SS	TX	Incoloy-800
GX	321SS	WX	A105
HX	446SS	YX	A182F11
IX	A182F304	ZX	Others

3. Internal connection

0	½" NPT	3	¾" NPT
1	½" PT	4	¾" PF
2	½" PF	5	¾" PT

4. Tip outer diameter / Bore size (mm)

A0	14 / 7	C2	17 / 10
A1	14 / 9	C3	17 / 12
B0	16 / 7	D0	19 / 7
B1	16 / 9	D1	19 / 9
B2	16 / 10	D2	19 / 10
C0	17 / 7	D3	19 / 12
C1	17 / 9	D4	21 / 10

5. Process connection size

A	½"
B	¾"
C	1"
D	1¼"
E	1½"

6. Process connection type

AA	NPT
AB	PT
PF	PF

7. Insertion length ("U") length (mm)

0	80	8	450
1	100	A	500
2	150	B	600
3	200	C	700
4	250	D	800
5	300	E	900
6	350	F	1,000
7	400	Z	Other

Note : Please choose a code of next higher length if applicable length is not.
Actual length shall be specified.

8. "T" length (mm)

0	45
1	50 below
2	50 above

Note : Actual length shall be specified.

9. Option

0	None
1	Plug and chain (304SS)
2	Plug and chain (316SS)

1	2	3	4	5	6	7	8	9	Sample ordering code
A6000	AXXX	0	A0	A	AA	0	1	1	



© WISE Control Inc. All rights reserved. ALL PRODUCT, PRODUCT SPECIFICATIONS AND DATA ARE SUBJECT TO CHANGE WITHOUT NOTICE TO IMPROVE RELIABILITY, FUNCTION OR DESIGN OR OTHERWISE.