


R2G-24V 2Points, OMRON G6B Relay mounted

User's Guide



Thank you for purchasing product of SAMWON ACT.

Please check model of product that you purchase first, and read this manual prior to use it.

● Caution for Safety

⚠ Caution Case that results in serious damage in human body or equipment, and fire if user handles this equipment wrongly

⚠ Warning Case that results in slight damage in human body or equipment, and fire if user handles this equipment wrongly

⚠ Caution

1. Do Not use other voltage except appointed voltage.
It may be the cause of fire or damage of equipment.
2. Use it within nominal voltage and current which are marked on load.
It may be the cause of fire or damage of equipment.
3. Check COMMON polarity of using controller (PLC, etc) first, and then select proper product.
It may be the cause of fire or damage of this equipment and user's.
4. Please make sure to check the internal wiring diagram of the relay board and the arrangement of the controller PIN (terminal) when wiring the relay board between the controller (PLC etc.). It may be the cause of fire or damage of equipment.

※ The connection cable for PLC of various makers is provided by us. Please refer to the catalogue or contact Head or branch office if you need more detail models and specifications.

⚠ Warning

1. Terminal wiring of power line and connector for signal after making sure to shut off power so as that it is prevented to be damaged or malfunctioned.
2. Read this user's guide which is attached to product, and check product's performance, specification, operation pattern, signal, and how to handle prior to use. Keep user's guide please.
3. When wiring the terminal block, please tighten it with the specified torque using the appropriate tool. If it is outside of this range torque, it may cause malfunction due to breakage or looseness of tightening surface terminal.

● Model Selection

Model	Installation Relay	IO Point(s)	Coil Rated voltage	Common		Interface		Dimensions (W×Dmm)	Mounting method
				Coil	Contact	Coil	Contact		
R2G-24V	OMRON G6B-1174P-FD-US DC24V	2Point (1a×2)	24V DC	Individual Power (Short bar built)	Individual Com. (Short bar built)	Screw Terminal 8.5mm Pitch		26.6×77.4	Screw mounting/ DIN Rail (Channel)

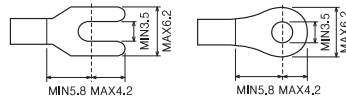
● G6B Relay Specification

Item		G6B-1174P-FD-US DC24V
Contact	Arrangement	SPST-NO (1a)
	Nominal switching capacity (resistive load)	5A 250V AC / 5A 30V DC
	Max. switching current	5A
	Max. switching voltage	380V AC / 125V DC
Coil	Nominal voltage	24V DC
	Pick-up voltage	70% max. of Rated voltage
	Drop-out voltage	10% min. of Rated voltage
	Coil resistance	2,880 Ω
	Nominal operation power	Approx. 200mW
Impulse withstand voltage, between coil and contact		6,000V
Initial breakdown voltage between contact and coil		AC 3,000V 50/60Hz 1min
Country of origin		JAPAN

● Material/Specification

Case	Modified PPO
Protective cover	Polycarbonate
P.C.B	Epoxy 1.6t / 2oz
Applicable wire	AWG22~16 (MAX / 1.5mm ²)
Terminal Screw	M3.5 X 8L
Screw torque	7~8kgf · cm (0.68~0.78 N · m)
Ambient temperature	-10℃ ~ +50℃ (No condensation)

● Applicable crimp terminal

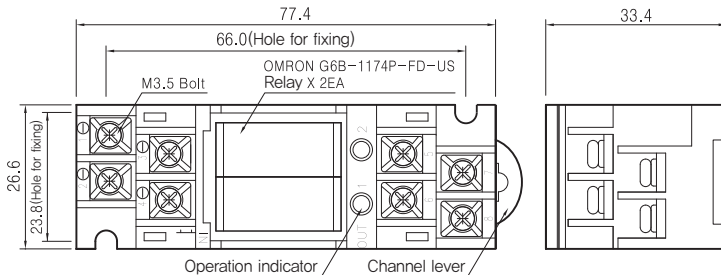


● Accessories

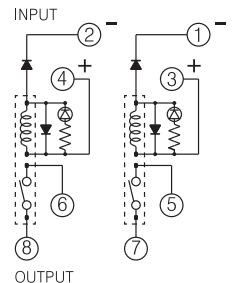
- 4Pole Short bar (2ea)



● Dimension



● Diagram



- ※ The above specifications are subject to change without notice.
- ※ Please contact HQ or branch office where you purchased product for A/S of this product or technique.