

Gearbox Size Manager

<https://www.lsis.com/gearbox>



LSIS Gearbox Size Manager
provide everything you need to use
LSIS gearboxes, that is, gearbox
selection and drawings.

LSIS

Gearbox Size Manager

Brand ▼

- LS
- MITSUBISHI
- PANASONIC

Tap Brand and scroll down and select the motor.

Model ▼

- APM-FAL015A
- APM-FAL01A
- APM-FALR5A

Choose the motor model.

Select the gearbox from the available model.

Torque check required alert means either the rated or maximum torque of the motor and gear ratio exceeds the torque values of the selected gearbox. For better selection guide or accurate calculations, please contact LSIS overseas sales.

Size-Stage ▼

- HSS045 2A (Torque check required) ⓘ
- HSS060 2A (Torque check required) ⓘ

Select Motor

Select Gearbox

Check Size

Search or select motor brand/model.

Brand

Model

Next

Select Motor

Select Gearbox

Check Size

Select gearbox series.

Selected motor

HIGEN

FMA-CJ01

Motor Specification

Motor Shaft8 mm

Rated Power0.1 kW


Rated Torque0.32 Nm

Max. Torque0.95 Nm

Rated Speed3,000 rpm

Max. Speed5,000 rpm

Inertia0.079 kgm² x 10⁻⁴



SSS

SSO

SSR

SSD

SAS

SAO

SAR

SAD

HSS

HSR

HSW

HSD

HAS

HAR

HAW

HAD

Next

Select gearbox characteristics.

Selected motor

LS

APM-FAL015A

Motor Specification

Motor Shaft8 mm

Rated Power0.15 kW


Rated Torque0.48 Nm

Max. Torque1.43 Nm

Rated Speed3,000 rpm

Max. Speed5,000 rpm

Inertia0.063 kgm² x 10⁻⁴



HSS

HSS

5

HSS045 1A

K (Key)

S (Standard)

Next


Q

Select Motor

Select Gearbox

Check Size

Final Report



HSS0451A-005KS-A3110103C08
Selected motor : LS APM-FAL015A

PDF

2D

3D

※ Please check the CAD file for exact dimensions.

※ Key type drawings are provided by default, ratio and backlash are not included in the drawing.

Contact us

If you need any help in case "check required" or any other case, please send your questions or call us.

+8220344286

plcsales@lsis.com

Motor specification

Select again

Gearbox specification


Select again

Brand	LS
Model	APM-FAL015A
Motor Shaft	8 mm
Rated Power	0.15 kW
Rated Torque	0.48 Nm
Max. Torque	1.43 Nm
Rated Speed	3,000 rpm
Max. Speed	5,000 rpm
Inertia	0.063 kgm ² x 10 ⁻⁴

Ratio	5
Shaft option	K (Key)
Backlash	S (Standard)
Adapter	A3110103C08
Rated Torque	19 Nm
Max. Torque	34 Nm
Rated Speed	5,000 rpm
Max. Speed	10,000 rpm
Weight	≤ 0.6 kg


Contact us

Send us your questions, comments or suggestions.




FAQs

It's quite likely your question has already been answered.



Catalog

Download 

The page can be downloaded or printed or URL link can be saved.

PDF 2D 3D

※ Please check the CAD file for exact dimensions.
※ Key type drawings are provided by default, ratio and backlash are not included in the drawing.

Gray button means that the document is not available for the selected gearbox.
for any support, please contact LSIS overseas sales manager.



Size manager is available in mobile.
visit www.lsis.com/gearbox or scan QR code.



Model and Type

HSS

Series
HSS: Standard
HSR: Round
HSW: Weight
HSD: Direct Flange

045

Stage/Input Shaft Hole
1A: Standard Single Stage
2B: Standard Double Stage
2A: Optional Double Stage

[Customized Order]
1M: Customized Single Stage
(expanded input hole)
2M: Customized Single Stage
(expanded input hole)

1A

Gear Ratio
Single Stage: 3~10
Double Stage: 15~100


K

Key Type
K: Key
N: No Key

S

Backlash
S: Standard
P: Premium
A: Advanced

MOTOR



Gearbox Size Manager
Size Manager recommends
the appropriate gearbox from
the selected motor!
www.lsis.com/gearbox

Series	Size						
	①	②	③	④	⑤	⑥	⑦
HSS	045	060	090	115	142	180*	220*
HSR	050	070	090	120	155	205*	235*
HSW	045	060	075	100	140	180*	220*
HSD	047	064	090	110	140	200*	

* Straight type only

Comparison Table

LSIS	A Co. (Taiwan)	L Co. (Taiwan)	S Co. (Taiwan)	S Co. (Japan)	S Co. (South Korea)	A Co. (Germany)	N Co. (Germany)
HSS	AB	KSB	PGH, PHL	VRB	SPIH	(SP)	(PLN)
HSR	AE	KSE	-	VRL	-	LP	-
HSW	AF	KSF	-	VRS	-	SP	(PLN)
HSD	AD	KSD	PHF	VRT	SPIFH	TP	(PSFN), (PLFN)

※ () products need prior varification due to different sizes.

Specification

Division			Stage	Gear Ratio*	①	②	③	④	⑤	⑥	⑦
HSS	Backlash (arcmin)	S	1	3~10	≤ 7	≤ 7	≤ 7	≤ 7	≤ 7	≤ 7	≤ 7
			2	15~100	≤ 9	≤ 9	≤ 9	≤ 9	≤ 9	≤ 9	
		P	1	3~10	≤ 5	≤ 5	≤ 5	≤ 5	≤ 5	≤ 5	≤ 5
			2	15~100	≤ 7	≤ 7	≤ 7	≤ 7	≤ 7	≤ 7	≤ 7
		A	1	3~10	*	≤ 3	≤ 3	≤ 3	≤ 3	≤ 3	≤ 3
			2	15~100	*	≤ 5	≤ 5	≤ 5	≤ 5	≤ 5	≤ 5
	Service Life (hrs)		1,2	3~100	20,000 (For continuous operation, the service life is less than 10,000 hrs.)						
	Efficiency (%)		1	3~10	≥ 97						
			2	15~100	≥ 94						
	Operating Temp. (°C)		1,2	3~100	-10 ~ 90						
	Lubrication		1,2	3~100	Grease (VIGO Grease RE #0)						
	Protection Level		1,2	3~100	IP65						
	Noise (dB)		1,2	3~100	≤ 52	≤ 54	≤ 56	≤ 59	≤ 62	≤ 64	≤ 66

* For ① size angular gearbox, the gear ratio at single stage is 3 ~ 10, and double stage is 15 ~ 100.