CARTESIAN ROBOT SERIES

직교유니트

SAS Series

특 징

장수명	최대 가반질량 탑재 시 주행수명 20,000km로 장수명을 실현하였습니다. (SAS06/08 및 일부 사양에서는 주행거리가 10,000km가 됩니다.) 또한 사용조건에 맞춰 LM GUIDE & BALL SCREW 의 주행수명이 산출이 가능합니다.
다양한 LINE UP	100mm – 1500mm까지 50mm마다 스트로크를 설정하였고, 볼나사리드도 다수 라인업 함에 따라 고객 용도에 맞춰 선택이 가능합니다.
고강성	FEM(Finite Elements Method)을 통한 FRAME의 최적설계로 고강성을 실현하였습니다.
고정도	볼나사와 서보모터 구동으로 정밀한 위치 제어가 가능하며 고강성 HSR TYPE LM GUIDE를 적용하여 장시간 사용에도 높은 정밀도를 유지합니다.
고객사에서의 조립 용이화	슬롯 핀홀을 각각 표준화하여 가공해 설치시 조립기준이 되고, 고객사에서 용이하게 작업이 가능합니다.
저가격	SR타입의 LM GUIDE를 선택적으로 적용하고, 부품수를 줄이고 공용화하여 원가를 절감하며, 소비자에게 최대한의 이익을 제공해 설계에서의 손실을 줄여들입니다.
빠른 납기	전국에 분포된 14개의 영업소와 30여곳의 대리점을 통해 빠른 대응 및 납품이 가능합니다.

SAS SERIES

형태별 종류

AL COVER 직렬형

AL COVER 병렬형

형번	볼나사 리드 [mm]	스트로크 [mm]	정격속도 [mm/s] #1	정격출력 [w]	가반하중 [kgf]#2		STROKE 별 최고 속도 [mm/s] #3									
							STROKE [mm]									
					수평	수직	100	150	200	250	300	350	400	450	500	550
SAS06	05	~700	250	100	50	10	250									
	10		500		20	7	500									
	20		1000		7	3	1000									
SAS08	05	~1100	250	200	90	30	250									
	10		500		40	15	500									
	20		1000		20	8	1000									
SAS10	05	~1100	250	200	90	30	250									
	10		500		40	15	500									
	20		1000		30	8	1000									
SAS12	05	~1100	250	200	90	30	250									
	10		500		70	20	500									
	20		1000		40	8	1000									
SAS15	05	~1500	250	400	150	60	250									
	10		500		100	35	500									
	20		1000		60	15	1000									
SAS18	05	~1500	250	750	200	100	250									
	10		500		125	35	500									
	20		1000		80	20	1000									

#1 정격속도는 모터 정격 회전수(3000rpm)일때의 이송 속도입니다.
#2 가반하중은 가감속 0.3G 정격속도일때 허용가반하중입니다.
#3 볼나사의 허용 회전수에 따라 제한되는 속도입니다. 사용하는 컨트롤러에 따라 모터 회전수가 제한되는 경우도 있습니다.
#4 수직으로 STROKE 1100mm이상 사용 시 삼익THK에 문의 바랍니다.

상세도



PC COVER 직렬형 [그리스 배관]



PC COVER 병렬형 [그리스 배관]

600	650	700	750	800	850	900	950	1000	1050	1100	1150	1200	1250	1300	1350	1400	1450	1500
	225	195																
	460	405																
	925	810																
			220	195	175	160	140	130	120	110								
			455	405	360	325	295	265	245	225								
			910	810	725	650	590	535	490	450								
			220	200	175	160	145	130	120	110								
			460	405	365	330	295	270	245	225								
			920	815	730	655	595	540	490	450								
			225	200	175	160	145	130	120	110								
			460	410	365	330	295	270	245	225								
			920	820	730	660	595	540	495	450								
					245	220	200	180	165	150	140	130	120	110	105	95	90	85
					470	425	385	350	320	290	270	250	230	215	200	185	175	160
						905	820	745	680	625	575	530	490	454	425	395	370	350
					245	220	200	180	165	150	140	130	120	110	105	95	90	85
					470	425	385	350	320	290	270	250	230	215	200	185	175	160
						905	820	745	680	625	575	530	490	455	425	395	370	350

형번 구성 : 단축

형번	볼나사 리드	스트로크	상면커버 종류 & 그리스 배관
SAS12RL	10	0150	AL
①	②	③	④
시리즈명 + MOTOR 연결 방식	볼나사 리드	STROKE	상면 커버 종류 & 그리스 배관

시리즈명		모터 연결 방식	
SAS06		無기호	직렬
SAS08	+	RR	우병렬
SAS10		**RL**	좌병렬
SAS12		RU	하병렬
SAS15			
SAS18			

* 모터직렬사양 : 커플링을 창작
* 모터병렬사양 : 타이밍풀리, 타이밍벨트 첨부

05 : 5mm
10 : 10mm
20 : 20mm
30 : 30mm
40 : 40mm

* SAS06,SAS08,SAS10,SAS12 형번은 리드 40 불가

0100 : 100mm
0150 : 150mm
~
1450 : 1450mm
1500 : 1500mm

AL : 알루미늄 커버
PC : PC 커버
AG : 알루미늄 커버 + 그리스 배관 (SAS06 제외)
PG : PC 커버 + 그리스 배관

형번별 최대스트로크

SAS06 : 0100 – 0700
SAS08 : 0100 – 1100
SAS10 : 0100 – 1100
SAS12 : 0100 – 1100
SAS15 : 0100 – 1500
SAS18 : 0100 – 1500

SAS06/08 그리스 배관 형태

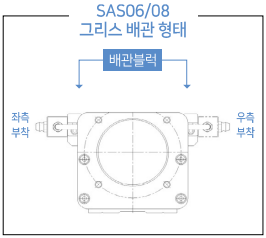

* 그리스 배관 타입에서 센서는 배관블럭 반대편 베이스 옆면에 장착됩니다. (센서와 배관블럭은 동일 방향 장착 불가)

병렬사용시 모터 취부 방향

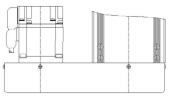

옵션기호 RL : 좌병렬

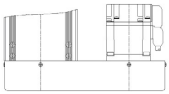

옵션기호 RR : 우병렬

센서 취부시 스트로크 개념도

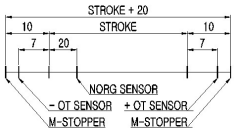

STROKE 개념도
(표준센서 : EE-SX674 사용시)

* 상기 그림은 센서(OMRON,PANASONIC) 취부 시 스트로크 개념도입니다. 센서 종류에 따라 스트로크가 달라질 수 있으니 상세한 사항은 삼익 THK로 문의 바랍니다

센서 옵션	모터 옵션	LM GUIDE	레이던트 옵션
E22R	MA20B	H	R1
④	⑤	⑥	⑦
센서 유/무(케이블 길이 옵션) + 센서 장착 위치	모터 플렌지 타입 + 모터 용량 및 취부	LM GUIDE	레이던트 사양

제조사	옵션 기호	NORG (1EA)	±OT (2EA)
센서 無	N	없음	
OMRON	E1	EE-SX674	
	E2	EE-SX674	EE-SX674
	E3	EE-SX674A	
	E4	EE-SX674A	EE-SX674
	E5	EE-SX671	
	E6	EE-SX671	EE-SX671
	E7	EE-SX671A	
	E8	EE-SX671A	EE-SX671
PANASONIC	P1	PM-Y65	
	P2	PM-Y65	PM-Y65
	P3	PM-Y65-D	
	P4	PM-Y65-D	PM-Y65
	P5	PM-L65	
	P6	PM-L65	PM-L65
	P7	PM-L65-D	
	P8	PM-L65-D	PM-L65

* 제조사별 표준센서 케이블 길이 -. 2m : OMRON , PANASONIC

+

케이블길이 옵션	
無기호	없음
1	1M
2	2M
3	3M
4	4M
5	5M

+

SENSOR 창착위치	
R	우측
L	좌측

센서취부 옵션 기호

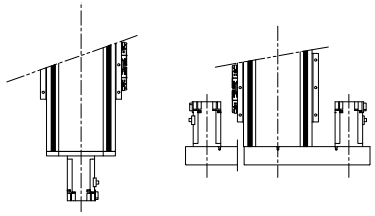

직렬타입 좌 병렬타입 우 병렬타입

* 센서 옵션 선정시 주의 사항
- 모터연결방식[RL]을 선택한 경우는 센서취부 옵션[L]을 선택할수 없습니다.
- 모터연결방식[RR]을 선택한 경우는 센서취부 옵션[R]을 선택할수 없습니다.
- 그리스 주입용 배관블럭은 센서 반대편에 부착 사용이 가능 합니다. (SAS06/08)

모터 플렌지 타입	
MA	A 타입
MB	B 타입

* 모터플렌지 타입은 모터 취부 일람표 (표.1)참조하여 주십시요. [Page 144]

+

MOTOR 용량	
10	100W
20	200W
40	400W
75	750W
10B	100W BRAKE
20B	200W BRAKE
40B	400W BRAKE
75B	750W BRAKE

+

모델별 표준모터 용량

SAS06 : 100W
SAS08 : 200W
SAS10 : 200W
SAS12 : 200W
SAS15 : 400W
SAS18 : 750W

LM GUIDE	
H	HSR 적용
S	SR 적용

형번별 적용 LM GUIDE

SAS06 : SR15W
SAS08 : HSR20R
SAS10 : SRS12M
SAS12 : HSR15R, SR15W
SAS15 : HSR15R, SR15W
SAS18 : HSR20R, SR20W

*상기 LM GUIDE 형번 중 SRS TYPE 은 LM RAIL이 SUS재질로 생산 됩니다.
*SAS12, SAS15, SAS18 형번만 SR타입선택 적용

레이던트	
無기호	없음
R1	LM RAIL ONLY
R2	LM RAIL + LM BLOCK
R3	SCREW SHAFT ONLY
R4	SCREW SHAFT + NUT
R5	LM RAIL + SCREW SHAFT
R6	LM RAIL+ BLOCK + SCREW SHAFT + NUT

SAS06

AL COVER 직렬형 (100W)

외형도

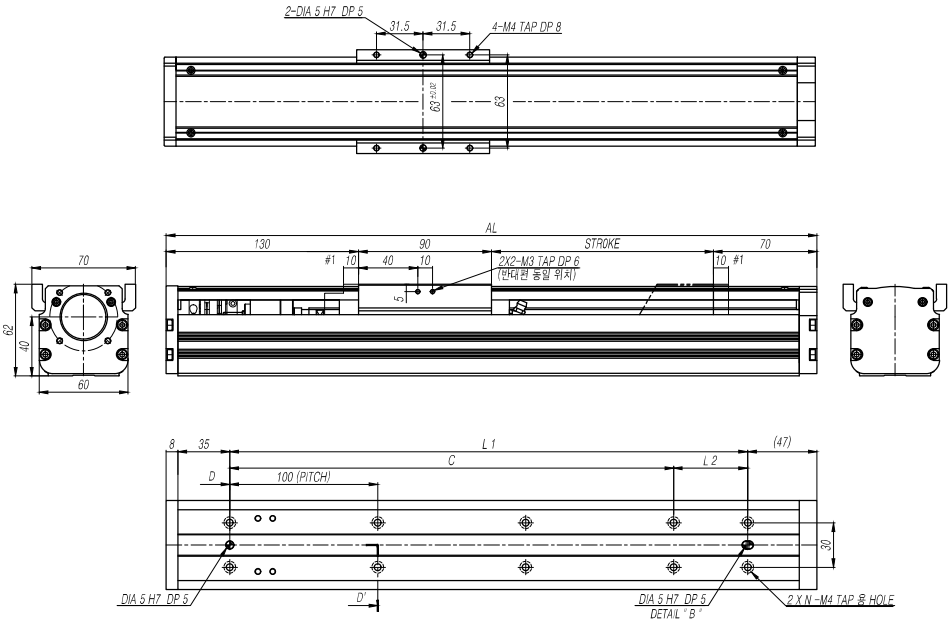

스트로크[mm] (최대스트로크)			0100 (0120)	0150 (0170)	0200 (0220)	0250 (0270)	0300 (0320)	0350 (0370)	0400 (0420)	0450 (0470)	0500 (0520)	0550 (0570)	0600 (0620)	0650 (0670)
최고속도 [mm/s]	볼나사리드	05mm	250											225
		10mm	500											460
		20mm	1000											925
치수 [mm]	AL		390	440	490	540	590	640	690	740	790	840	890	940
	L1		300	350	400	450	500	550	600	650	700	750	800	850
	C		300	300	400	400	500	500	600	600	700	700	800	800
	L2		0	50	0	50	0	50	0	50	0	50	0	50
취부홀 개수	N		4	5	5	6	6	7	7	8	8	9	9	10
본체 중량 [kgf]			2.6	2.9	3.1	3.4	3.6	3.9	4.1	4.4	4.7	4.9	5.2	5.4

#1 기계 여유 스트로크이며 최대기계 스트로크입니다.

상세도

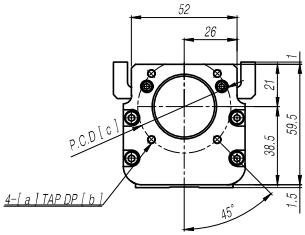

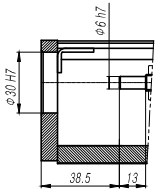

옵션	a	b	c
A	M4	8	46
B	M3	6	45

모터 취부 치수표

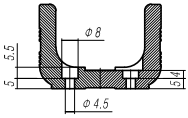

단면 D-D'
베이스 취부 HOLE 상세도

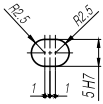

DETAIL "B"
베이스 PIN HOLE 상세도

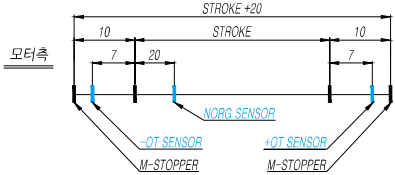

* 스트로크 개념도 *
(표준센서 : EE-SX674 사용시)

0700 (0720)	0750 (0770)	0800 (0820)	0850 (0870)	0900 (0920)	0950 (0970)	1000 (1020)	1050 (1070)	1100 (1120)	1150 (1170)	1200 (1220)	1250 (1270)	1300 (1320)	1350 (1370)	1400 (1420)	1450 (1470)	1500 (1520)
195																
405																
810																
990																
900																
900																
0																
10																
5.7																

SAS06

AL COVER [좌,우] 병렬형 (100W)

외형도

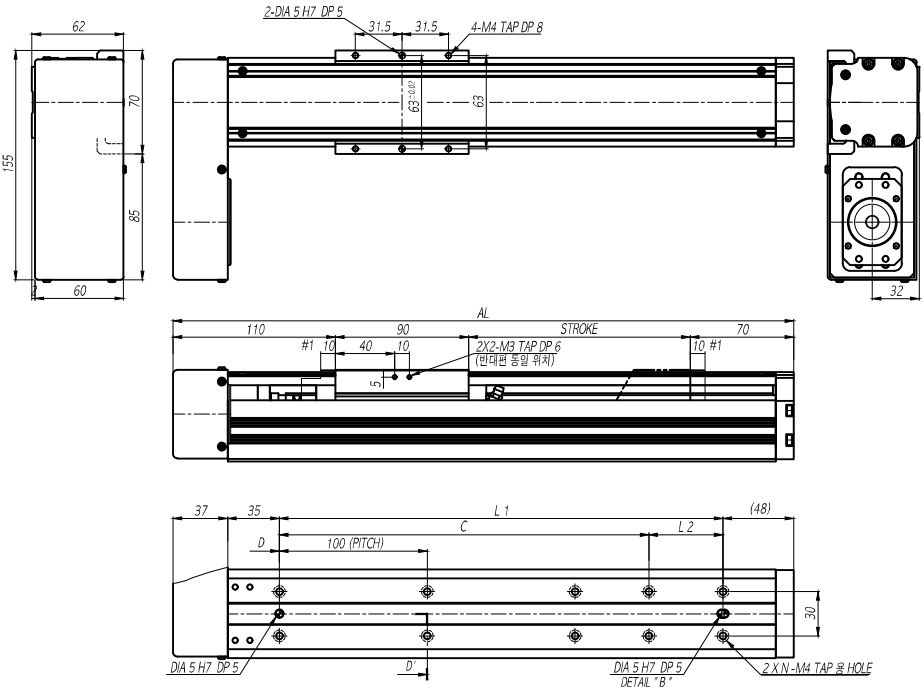

스트로크[mm] (최대스트로크)			0100 (0120)	0150 (0170)	0200 (0220)	0250 (0270)	0300 (0320)	0350 (0370)	0400 (0420)	0450 (0470)	0500 (0520)	0550 (0570)	0600 (0620)	0650 (0670)
최고속도 [mm/s]	볼나사리드	05mm	250											225
		10mm	500											460
		20mm	1000											925
치수 [mm]	AL		370	420	470	520	570	620	670	720	770	820	870	920
	L1		250	300	350	400	450	500	550	600	650	700	750	800
	C		200	300	300	400	400	500	500	600	600	700	700	800
	L2		50	0	50	0	50	0	50	0	50	0	50	0
취부홀 개수	N		4	4	5	5	6	6	7	7	8	8	9	9
본체 중량 [kgf]			3.5	3.7	4.0	4.3	4.5	4.8	5.0	5.3	5.6	5.8	6.1	6.4

#1 기계 여유 스트로크이며 최대기계 스트로크입니다.

상세도

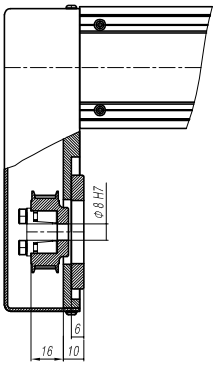

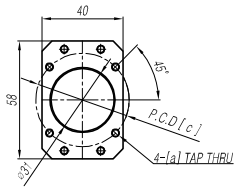

* MOTOR FLANGE 부 상세도

옵션	a	b
A	M4	46
B	M3	45

모터 취부 치수표

모터 취부 치수표

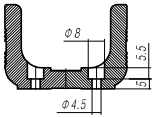

단면 D-D'
베이스 취부 HOLE 상세도

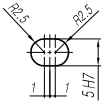

DETAIL 'B'
베이스 PIN HOLE 상세도

모터측

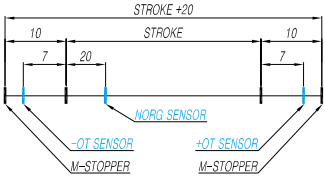

* 스트로크 개념도 *
(표준센서 : EE-SX674 사용시)

0700 (0720)	0750 (0770)	0800 (0820)	0850 (0870)	0900 (0920)	0950 (0970)	1000 (1020)	1050 (1070)	1100 (1120)	1150 (1170)	1200 (1220)	1250 (1270)	1300 (1320)	1350 (1370)	1400 (1420)	1450 (1470)	1500 (1520)
195																
405																
810																
970																
850																
800																
50																
10																
6.6																

SAS06

AL COVER [하] 병렬형 (100W)

외형도

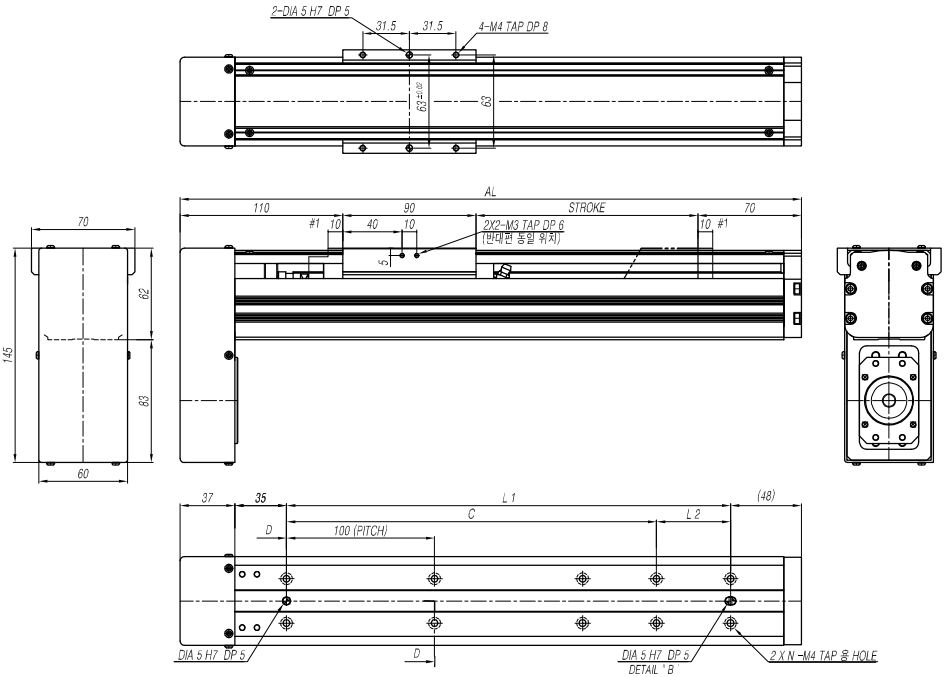

스트로크[mm] (최대스트로크)			0100 (0120)	0150 (0170)	0200 (0220)	0250 (0270)	0300 (0320)	0350 (0370)	0400 (0420)	0450 (0470)	0500 (0520)	0550 (0570)	0600 (0620)	0650 (0670)
최고속도 [mm/s]	볼나사리드	05mm	250											225
		10mm	500											460
		20mm	1000											925
치수 [mm]	AL		370	420	470	520	570	620	670	720	770	820	870	920
	L1		250	300	350	400	450	500	550	600	650	700	750	800
	C		200	300	300	400	400	500	500	600	600	700	700	800
	L2		50	0	50	0	50	0	50	0	50	0	50	0
취부홀 개수	N		4	4	5	5	6	6	7	7	8	8	9	9
본체 중량 [kgf]			3.5	3.7	4.0	4.3	4.5	4.8	5.0	5.3	5.6	5.8	6.1	6.4

#1 기계 여유 스트로크이며 최대기계 스트로크입니다.

상세도

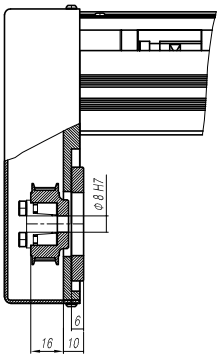

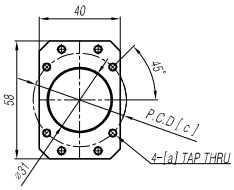

* MOTOR FLANGE 부 상세도

옵션	a	b
A	M4	46
B	M3	45

모터 취부 치수표

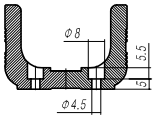

단면 D-D'
베이스 취부 HOLE 상세도

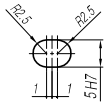

DETAIL "B"
베이스 PIN HOLE 상세도

모터측

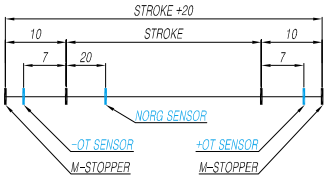

* 스트로크 개념도 *
(표준센서 : EE-SX674 사용시)

0700 (0720)	0750 (0770)	0800 (0820)	0850 (0870)	0900 (0920)	0950 (0970)	1000 (1020)	1050 (1070)	1100 (1120)	1150 (1170)	1200 (1220)	1250 (1270)	1300 (1320)	1350 (1370)	1400 (1420)	1450 (1470)	1500 (1520)
195																
405																
810																
970																
850																
800																
50																
10																
6.6																

SAS06

PC COVER & 그리스 배관 직렬형 (100W)

외형도

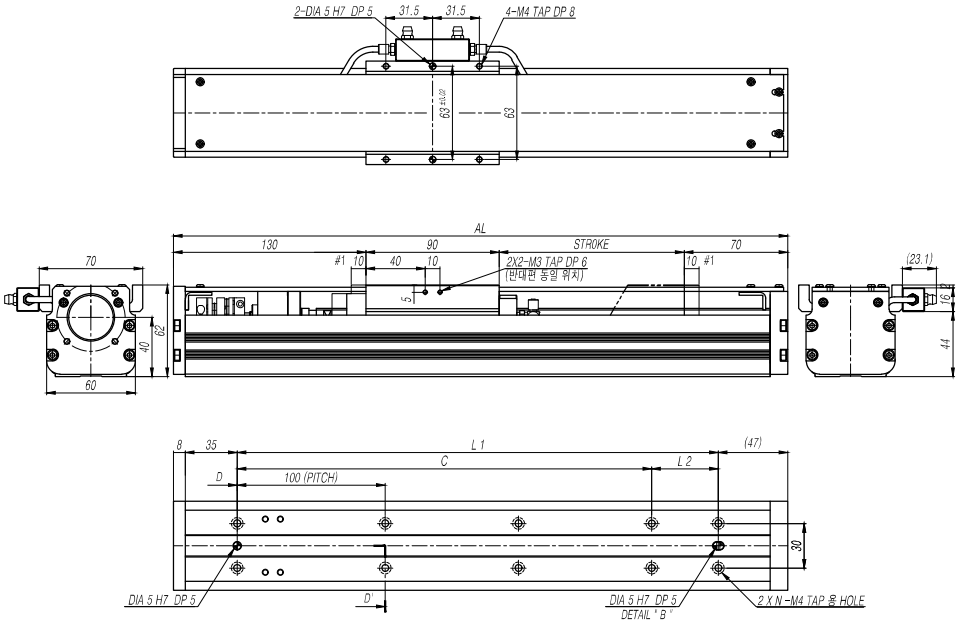

스트로크[mm] (최대스트로크)			0100 (0120)	0150 (0170)	0200 (0220)	0250 (0270)	0300 (0320)	0350 (0370)	0400 (0420)	0450 (0470)	0500 (0520)	0550 (0570)	0600 (0620)	0650 (0670)
최고속도 [mm/s]	볼나사리드	05mm	250											225
		10mm	500											460
		20mm	1000											925
치수 [mm]	AL		390	440	490	540	590	640	690	740	790	840	890	940
	L1		300	350	400	450	500	550	600	650	700	750	800	850
	C		300	300	400	400	500	500	600	600	700	700	800	800
	L2		0	50	0	50	0	50	0	50	0	50	0	50
취부홀 개수	N		4	5	5	6	6	7	7	8	8	9	9	10
본체 중량 [kgf]			2.6	2.8	3.1	3.3	3.6	3.8	4.1	4.3	4.6	4.8	5.1	5.3

#1 기계 여유 스트로크이며 최대기계 스트로크입니다.

상세도

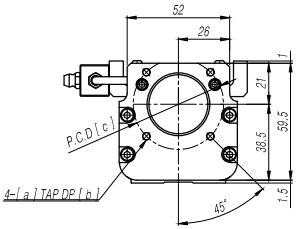

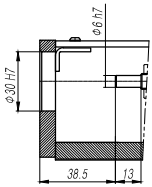

옵션	a	b	c
A	M4	8	46
B	M3	6	45

모터 취부 치수표

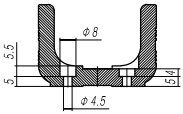

단면 D-D'
베이스 취부 HOLE 상세도

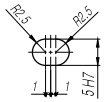

DETAIL "B"
베이스 PIN HOLE 상세도

모터측

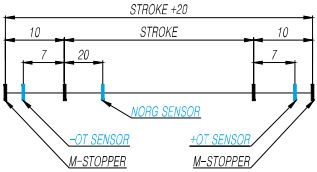

* 스트로크 개념도 *
(표준센서 : EE-SX674 사용시)

0700 (0720)	0750 (0770)	0800 (0820)	0850 (0870)	0900 (0920)	0950 (0970)	1000 (1020)	1050 (1070)	1100 (1120)	1150 (1170)	1200 (1220)	1250 (1270)	1300 (1320)	1350 (1370)	1400 (1420)	1450 (1470)	1500 (1520)
195																
405																
810																
990																
900																
900																
0																
10																
5.6																

SAS06

PC COVER & 그리스 배관 [좌,우] 병렬형 (100W)

외형도

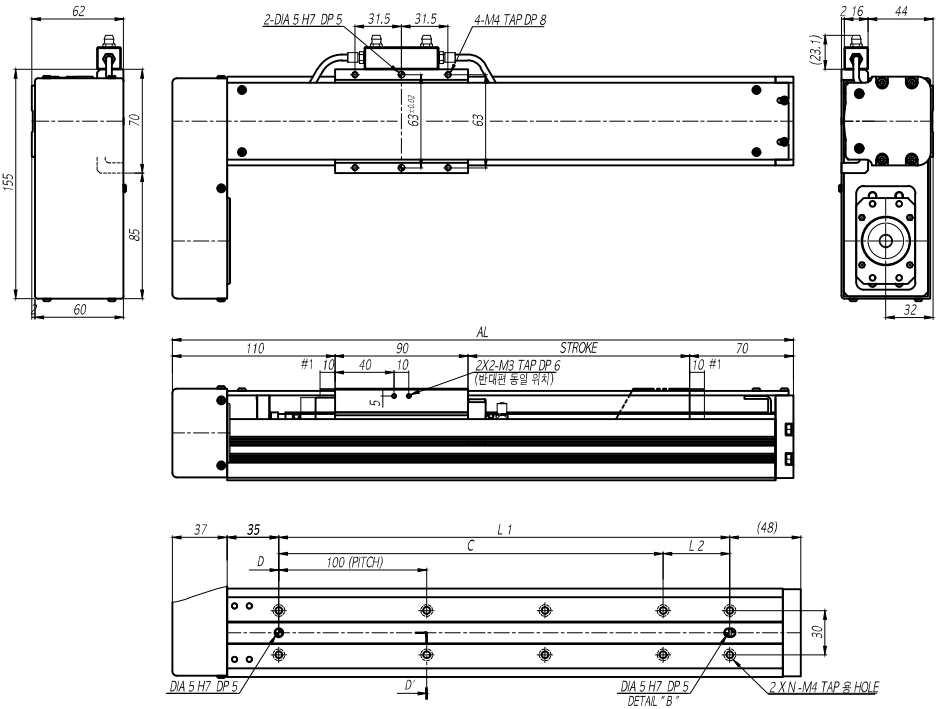

스트로크[mm] (최대스트로크)			0100 (0120)	0150 (0170)	0200 (0220)	0250 (0270)	0300 (0320)	0350 (0370)	0400 (0420)	0450 (0470)	0500 (0520)	0550 (0570)	0600 (0620)	0650 (0670)
최고속도 [mm/s]	볼나사리드	05mm	250											225
		10mm	500											460
		20mm	1000											925
치수 [mm]	AL		370	420	470	520	570	620	670	720	770	820	870	920
	L1		250	300	350	400	450	500	550	600	650	700	750	800
	C		200	300	300	400	400	500	500	600	600	700	700	800
	L2		50	0	50	0	50	0	50	0	50	0	50	0
취부홀 개수	N		4	4	5	5	6	6	7	7	8	8	9	9
본체 중량 [kgf]			3.2	3.4	3.7	4.0	4.2	4.5	4.7	5.0	5.2	5.5	5.7	6.0

#1 기계 여유 스트로크이며 최대기계 스트로크입니다.

상세도

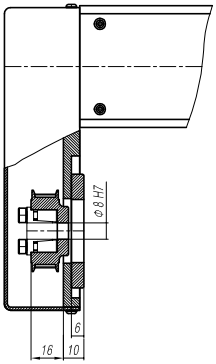

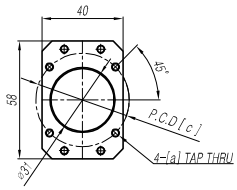

* MOTOR FLANGE 부 상세도

옵션	a	b
A	M4	46
B	M3	45

모터 취부 치수표

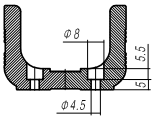

단면 D-D'
베이스 취부 HOLE 상세도

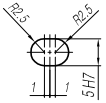

DETAIL "B"
베이스 PIN HOLE 상세도

모터측

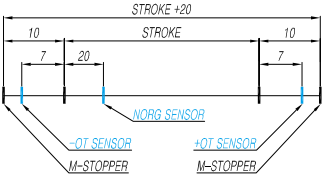

* 스트로크 개념도 *
(표준센서 : EE-SX674 사용시)

0700 (0720)	0750 (0770)	0800 (0820)	0850 (0870)	0900 (0920)	0950 (0970)	1000 (1020)	1050 (1070)	1100 (1120)	1150 (1170)	1200 (1220)	1250 (1270)	1300 (1320)	1350 (1370)	1400 (1420)	1450 (1470)	1500 (1520)
195																
405																
810																
970																
850																
800																
50																
10																
6.3																

SAS06

PC COVER & 그리스 배관 직렬형 [하] 병렬형 (100W)

외형도

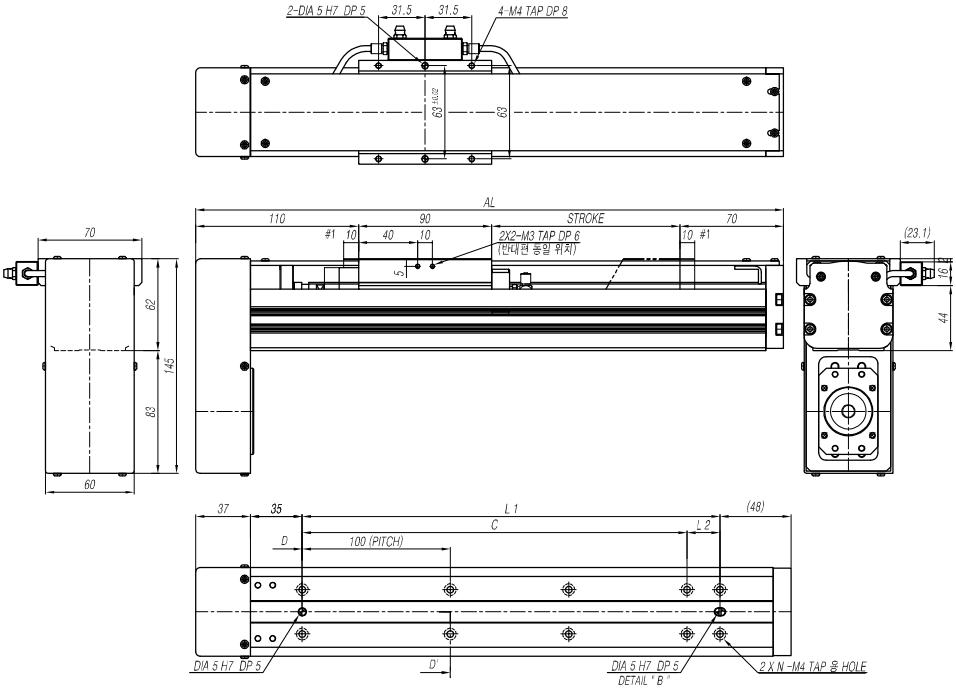

스트로크[mm] (최대스트로크)			0100 (0120)	0150 (0170)	0200 (0220)	0250 (0270)	0300 (0320)	0350 (0370)	0400 (0420)	0450 (0470)	0500 (0520)	0550 (0570)	0600 (0620)	0650 (0670)
최고속도 [mm/s]	볼나사리드	05mm	250											225
		10mm	500											460
		20mm	1000											925
치수 [mm]	AL		370	420	470	520	570	620	670	720	770	820	870	920
	L1		250	300	350	400	450	500	550	600	650	700	750	800
	C		200	300	300	400	400	500	500	600	600	700	700	800
	L2		50	0	50	0	50	0	50	0	50	0	50	0
취부홀 개수	N		4	4	5	5	6	6	7	7	8	8	9	9
본체 중량 [kgf]			3.2	3.4	3.7	4.0	4.2	4.5	4.7	5.0	5.2	5.5	5.7	6.0

#1 기계 여유 스트로크이며 최대기계 스트로크입니다.

상세도

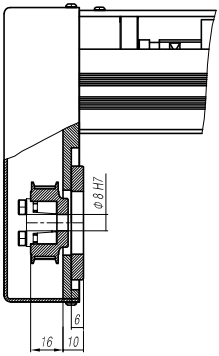

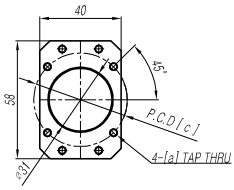

* MOTOR FLANGE 부 상세도

옵션	a	b
A	M4	46
B	M3	45

모터 취부 치수표

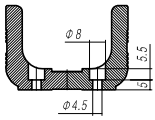

단면 D-D'
베이스 취부 HOLE 상세도

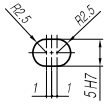

DETAIL "B"
베이스 PIN HOLE 상세도

모터측

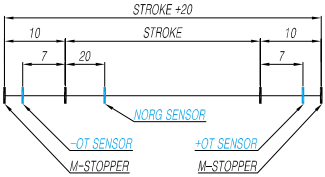

* 스트로크 개념도 *
(표준센서 : EE-SX674 사용시)

0700 (0720)	0750 (0770)	0800 (0820)	0850 (0870)	0900 (0920)	0950 (0970)	1000 (1020)	1050 (1070)	1100 (1120)	1150 (1170)	1200 (1220)	1250 (1270)	1300 (1320)	1350 (1370)	1400 (1420)	1450 (1470)	1500 (1520)
195																
405																
810																
970																
850																
800																
50																
10																
6.3																

SAS08

AL COVER 직렬형 (200W)

외형도

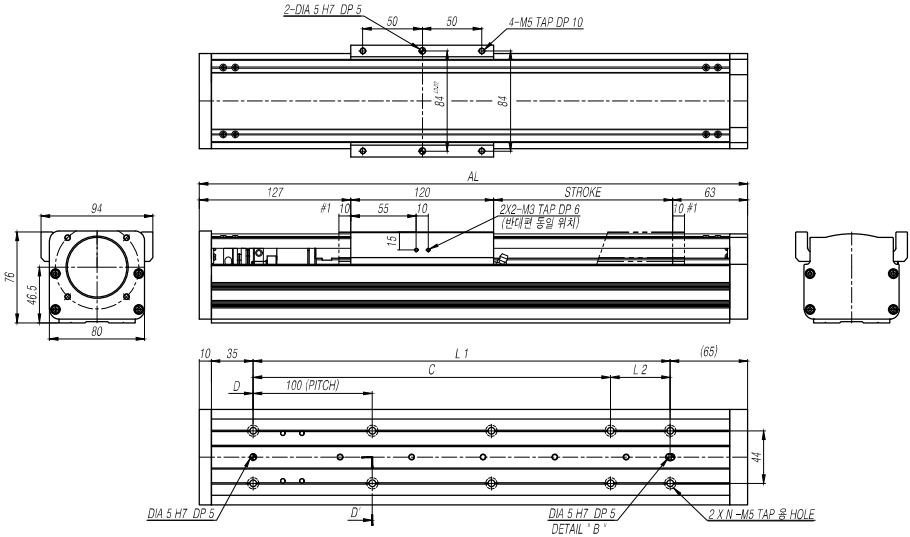

스트로크[mm] (최대스트로크)			0100 (0120)	0150 (0170)	0200 (0220)	0250 (0270)	0300 (0320)	0350 (0370)	0400 (0420)	0450 (0470)	0500 (0520)	0550 (0570)	0600 (0620)	0650 (0670)
최고속도 [mm/s]	볼나사리드	05mm	250											
		10mm	500											
		20mm	1000											
치수 [mm]	AL		410	460	510	560	610	660	710	760	810	860	910	960
	L1		300	350	400	450	500	550	600	650	700	750	800	850
	C		300	300	400	400	500	500	600	600	700	700	800	800
	L2		0	50	0	50	0	50	0	50	0	50	0	50
취부홀 개수	N		4	5	5	6	6	7	7	8	8	9	9	10
본체 중량 [kgf]			4.6	5.0	5.4	5.8	6.2	6.6	7.0	7.4	7.8	8.2	8.6	9.0

#1 기계 여유 스트로크이며 최대기계 스트로크입니다.

상세도

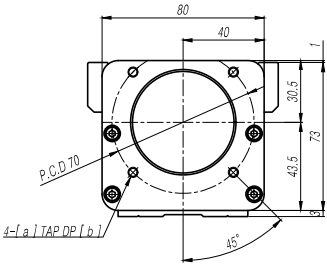

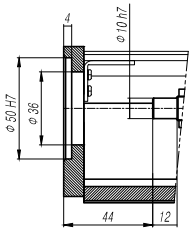

옵션	a	b
A	M5	10
B	M4	8

모터 취부 치수표

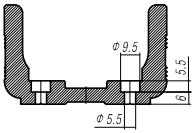

단면 D-D'
베이스 취부 HOLE 상세도

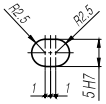

DETAIL "B"
베이스 PIN HOLE 상세도

모터측

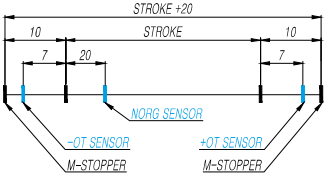

* 스트로크 개념도 *
(표준센서 : EE-SX674 사용시)

0700 (0720)	0750 (0770)	0800 (0820)	0850 (0870)	0900 (0920)	0950 (0970)	1000 (1020)	1050 (1070)	1100 (1120)	1150 (1170)	1200 (1220)	1250 (1270)	1300 (1320)	1350 (1370)	1400 (1420)	1450 (1470)	1500 (1520)
	220	195	175	160	140	130	120	110								
	455	405	360	325	295	265	245	225								
	910	810	725	650	590	535	490	450								
1010	1060	1110	1160	1210	1260	1310	1360	1410								
900	950	1000	1050	1100	1150	1200	1250	1300								
900	900	1000	1000	1100	1100	1200	1200	1300								
0	50	0	50	0	50	0	50	0								
10	11	11	12	12	13	13	14	14								
9.4	9.8	10.3	10.7	11.1	11.5	11.9	12.3	12.7								

SAS08

AL COVER [좌,우] 병렬형 (200W)

외형도

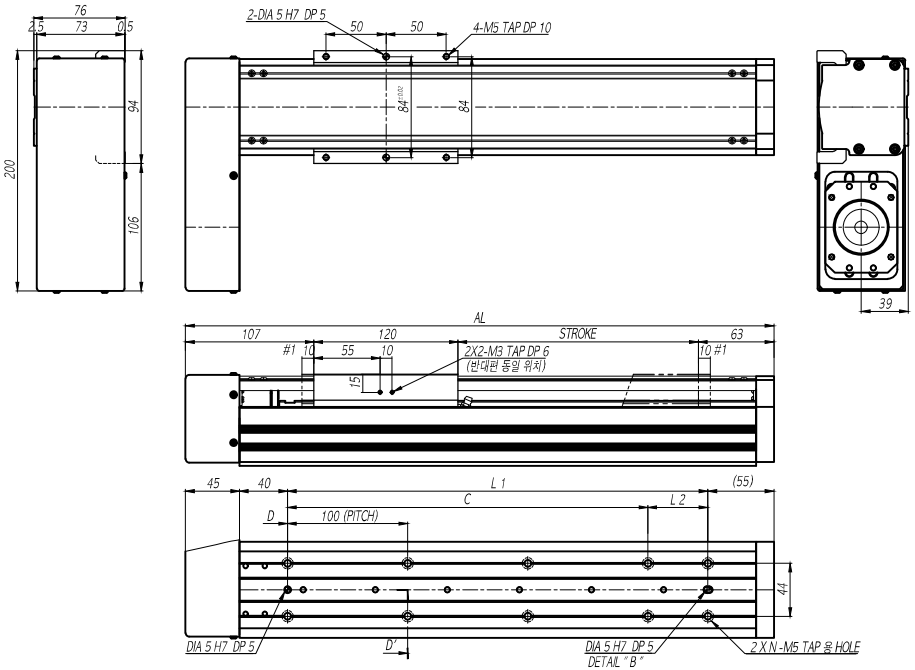

스트로크[mm] (최대스트로크)			0100 (0120)	0150 (0170)	0200 (0220)	0250 (0270)	0300 (0320)	0350 (0370)	0400 (0420)	0450 (0470)	0500 (0520)	0550 (0570)	0600 (0620)	0650 (0670)
최고속도 [mm/s]	볼나사리드	05mm	250											
		10mm	500											
		20mm	1000											
치수 [mm]	AL		390	440	490	540	590	640	690	740	790	840	890	940
	L1		250	300	350	400	450	500	550	600	650	700	750	800
	C		200	300	300	400	400	500	500	600	600	700	700	800
	L2		50	0	50	0	50	0	50	0	50	0	50	0
취부홀 개수	N		4	4	5	5	6	6	7	7	8	8	9	9
본체 중량 [kgf]			5.3	5.6	6.0	6.3	6.6	7.0	7.3	7.6	7.9	8.3	8.6	8.9

#1 기계 여유 스트로크이며 최대기계 스트로크입니다.

상세도

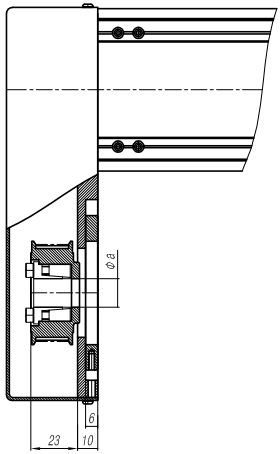

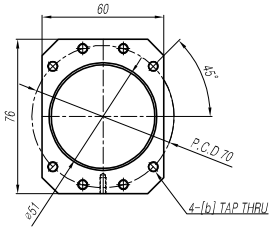

* MOTOR FLANGE 부 상세도

옵션	a	b
A	14H7	M5
B	14H7	M4

모터 취부 치수표

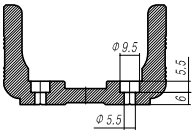

단면 D-D'
베이스 취부 HOLE 상세도

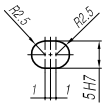

DETAIL "B"
베이스 PIN HOLE 상세도

모터측

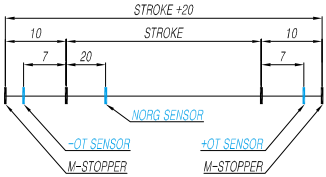

* 스트로크 개념도 *
(표준센서 : EE-SX674 사용시)

0700 (0720)	0750 (0770)	0800 (0820)	0850 (0870)	0900 (0920)	0950 (0970)	1000 (1020)	1050 (1070)	1100 (1120)	1150 (1170)	1200 (1220)	1250 (1270)	1300 (1320)	1350 (1370)	1400 (1420)	1450 (1470)	1500 (1520)
	220	195	175	160	140	130	120	110								
	455	405	360	325	295	265	245	225								
	910	810	725	650	590	535	490	450								
990	1040	1090	1140	1190	1240	1290	1340	1390								
850	900	950	1000	1050	1100	1150	1200	1250								
800	900	900	1000	1000	1100	1100	1200	1200								
50	0	50	0	50	0	50	0	50								
10	10	11	11	12	12	13	13	14								
9.3	9.6	9.9	10.3	10.6	10.9	11.2	11.6	11.9								

SAS08

AL COVER [하] 병렬형 (200W)

외형도

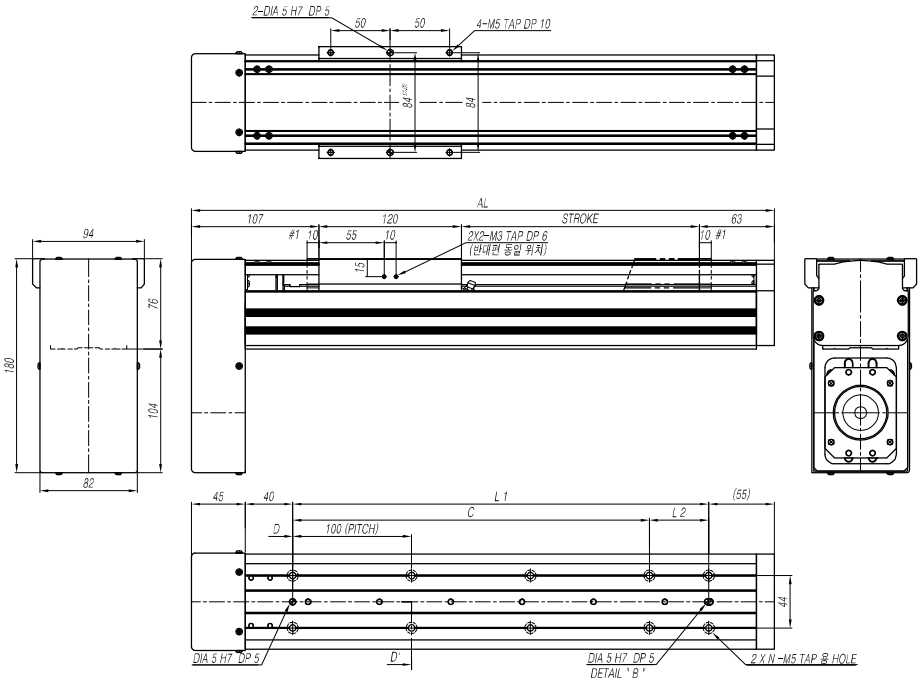

스트로크[mm] (최대스트로크)			0100 (0120)	0150 (0170)	0200 (0220)	0250 (0270)	0300 (0320)	0350 (0370)	0400 (0420)	0450 (0470)	0500 (0520)	0550 (0570)	0600 (0620)	0650 (0670)
최고속도 [mm/s]	볼나사리드	05mm	250											
		10mm	500											
		20mm	1000											
치수 [mm]	AL		390	440	490	540	590	640	690	740	790	840	890	940
	L1		250	300	350	400	450	500	550	600	650	700	750	800
	C		200	300	300	400	400	500	500	600	600	700	700	800
	L2		50	0	50	0	50	0	50	0	50	0	50	0
취부홀 개수	N		4	4	5	5	6	6	7	7	8	8	9	9
본체 중량 [kgf]			5.3	5.6	6.0	6.3	6.6	7.0	7.3	7.6	7.9	8.3	8.6	8.9

#1 기계 여유 스트로크이며 최대기계 스트로크입니다.

상세도

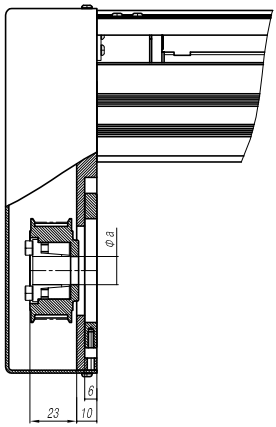

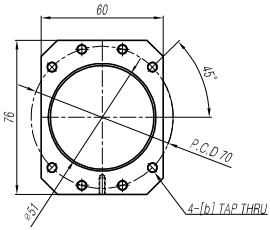

* MOTOR FLANGE 부 상세도

옵션	a	b
A	14H7	M5
B	14H7	M4

모터 취부 치수표

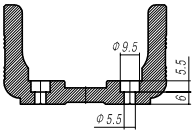

단면 D-D'
베이스 취부 HOLE 상세도

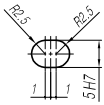

DETAIL "B"
베이스 PIN HOLE 상세도

모터측

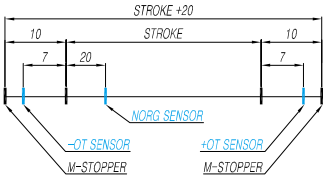

* 스트로크 개념도 *
(표준센서 : EE-SX674 사용시)

0700 (0720)	0750 (0770)	0800 (0820)	0850 (0870)	0900 (0920)	0950 (0970)	1000 (1020)	1050 (1070)	1100 (1120)	1150 (1170)	1200 (1220)	1250 (1270)	1300 (1320)	1350 (1370)	1400 (1420)	1450 (1470)	1500 (1520)
	220	195	175	160	140	130	120	110								
	455	405	360	325	295	265	245	225								
	910	810	725	650	590	535	490	450								
990	1040	1090	1140	1190	1240	1290	1340	1390								
850	900	950	1000	1050	1100	1150	1200	1250								
800	900	900	1000	1000	1100	1100	1200	1200								
50	0	50	0	50	0	50	0	50								
10	10	11	11	12	12	13	13	14								
9.3	9.6	9.9	10.3	10.6	10.9	11.2	11.6	11.9								

SAS08

PC COVER & 그리스 배관 직렬형 (200W)

외형도

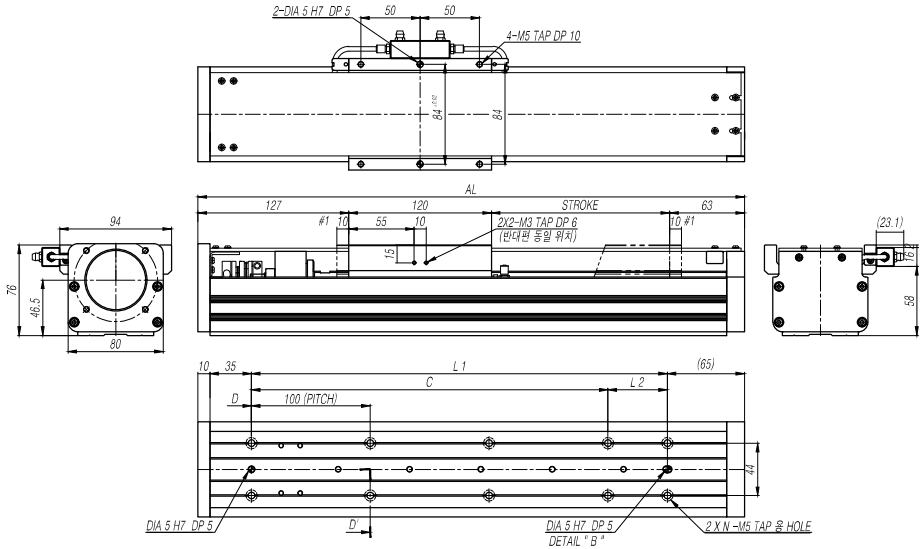

스트로크[mm] (최대스트로크)			0100 (0120)	0150 (0170)	0200 (0220)	0250 (0270)	0300 (0320)	0350 (0370)	0400 (0420)	0450 (0470)	0500 (0520)	0550 (0570)	0600 (0620)	0650 (0670)
최고속도 [mm/s]	볼나사리드	05mm	250											
		10mm	500											
		20mm	1000											
치수 [mm]	AL		410	460	510	560	610	660	710	760	810	860	910	960
	L1		300	350	400	450	500	550	600	650	700	750	800	850
	C		300	300	400	400	500	500	600	600	700	700	800	800
	L2		0	50	0	50	0	50	0	50	0	50	0	50
취부홀 개수	N		4	5	5	6	6	7	7	8	8	9	9	10
본체 중량 [kgf]			4.5	4.9	5.3	5.7	6.1	6.4	6.8	7.2	7.6	8.0	8.4	8.8

#1 기계 여유 스트로크이며 최대기계 스트로크입니다.

상세도

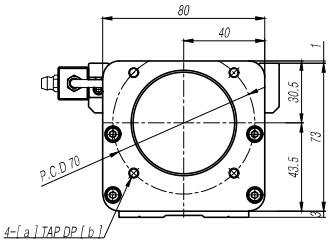

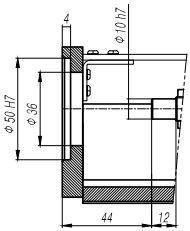

옵션	a	b
A	M5	10
B	M4	8

모터 취부 치수표

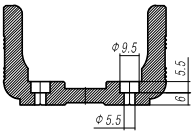

단면 D-D'
베이스 취부 HOLE 상세도

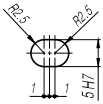

DETAIL 'B'
베이스 PIN HOLE 상세도

모터측

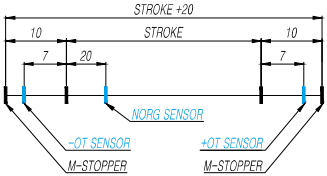

* 스트로크 개념도 *
(표준센서 : EE-SX674 사용시)

0700 (0720)	0750 (0770)	0800 (0820)	0850 (0870)	0900 (0920)	0950 (0970)	1000 (1020)	1050 (1070)	1100 (1120)	1150 (1170)	1200 (1220)	1250 (1270)	1300 (1320)	1350 (1370)	1400 (1420)	1450 (1470)	1500 (1520)
	220	195	175	160	140	130	120	110								
	455	405	360	325	295	265	245	225								
	910	810	725	650	590	535	490	450								
1010	1060	1110	1160	1210	1260	1310	1360	1410								
900	950	1000	1050	1100	1150	1200	1250	1300								
900	900	1000	1000	1100	1100	1200	1200	1300								
0	50	0	50	0	50	0	50	0								
10	11	11	12	12	13	13	14	14								
9.2	9.6	10.0	10.4	10.8	11.2	11.6	12.0	12.3								

SAS08

PC COVER & 그리스 배관 [좌,우] 병렬형 (200W)

외형도

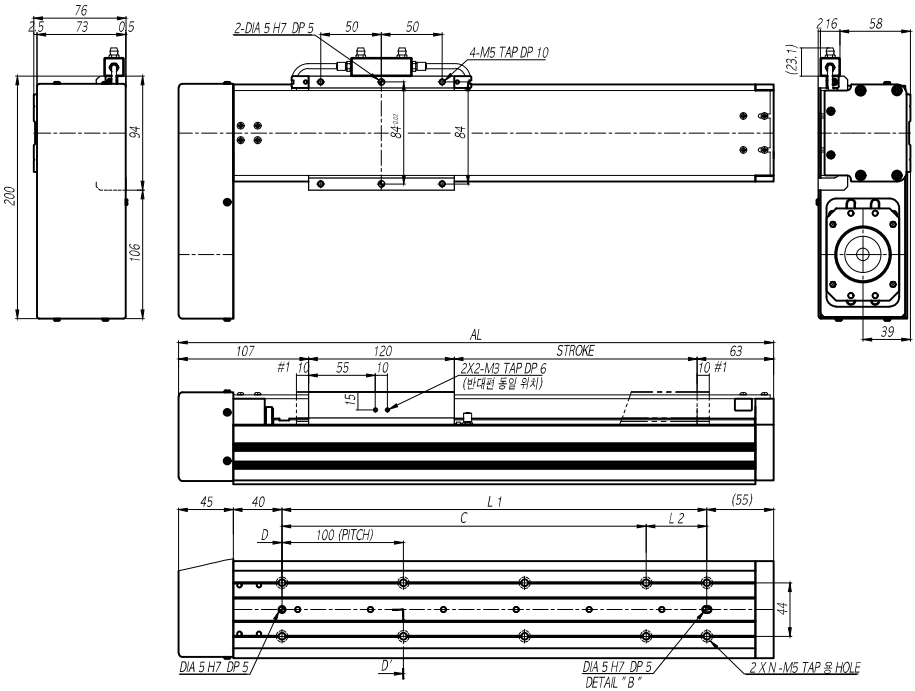

스트로크[mm] (최대스트로크)			0100 (0120)	0150 (0170)	0200 (0220)	0250 (0270)	0300 (0320)	0350 (0370)	0400 (0420)	0450 (0470)	0500 (0520)	0550 (0570)	0600 (0620)	0650 (0670)
최고속도 [mm/s]	볼나사리드	05mm	250											
		10mm	500											
		20mm	1000											
치수 [mm]	AL		390	440	490	540	590	640	690	740	790	840	890	940
	L1		250	300	350	400	450	500	550	600	650	700	750	800
	C		200	300	300	400	400	500	500	600	600	700	700	800
	L2		50	0	50	0	50	0	50	0	50	0	50	0
취부홀 개수	N		4	4	5	5	6	6	7	7	8	8	9	9
본체 중량 [kgf]			5.2	5.5	5.8	6.2	6.5	6.8	7.2	7.5	7.8	8.1	8.5	8.8

#1 기계 여유 스트로크이며 최대기계 스트로크입니다.

상세도

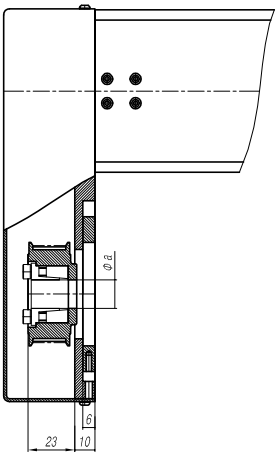

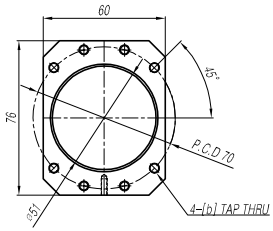

* MOTOR FLANGE 부 상세도

옵션	a	b
A	14H7	M5
B	14H7	M4

모터 취부 치수표

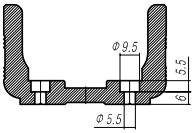

단면 D-D'
베이스 취부 HOLE 상세도

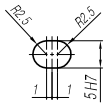

DETAIL "B"
베이스 PIN HOLE 상세도

모터측

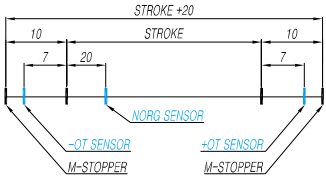

* 스트로크 개념도 *
(표준센서 : EE-SX674 사용시)

0700 (0720)	0750 (0770)	0800 (0820)	0850 (0870)	0900 (0920)	0950 (0970)	1000 (1020)	1050 (1070)	1100 (1120)	1150 (1170)	1200 (1220)	1250 (1270)	1300 (1320)	1350 (1370)	1400 (1420)	1450 (1470)	1500 (1520)
	220	195	175	160	140	130	120	110								
	455	405	360	325	295	265	245	225								
	910	810	725	650	590	535	490	450								
990	1040	1090	1140	1190	1240	1290	1340	1390								
850	900	950	1000	1050	1100	1150	1200	1250								
800	900	900	1000	1000	1100	1100	1200	1200								
50	0	50	0	50	0	50	0	50								
10	10	11	11	12	12	13	13	14								
9.1	9.5	9.8	10.1	10.5	10.8	11.1	11.4	11.8								

SAS08

PC COVER & 그리스 배관 [하] 병렬형 (200W)

외형도

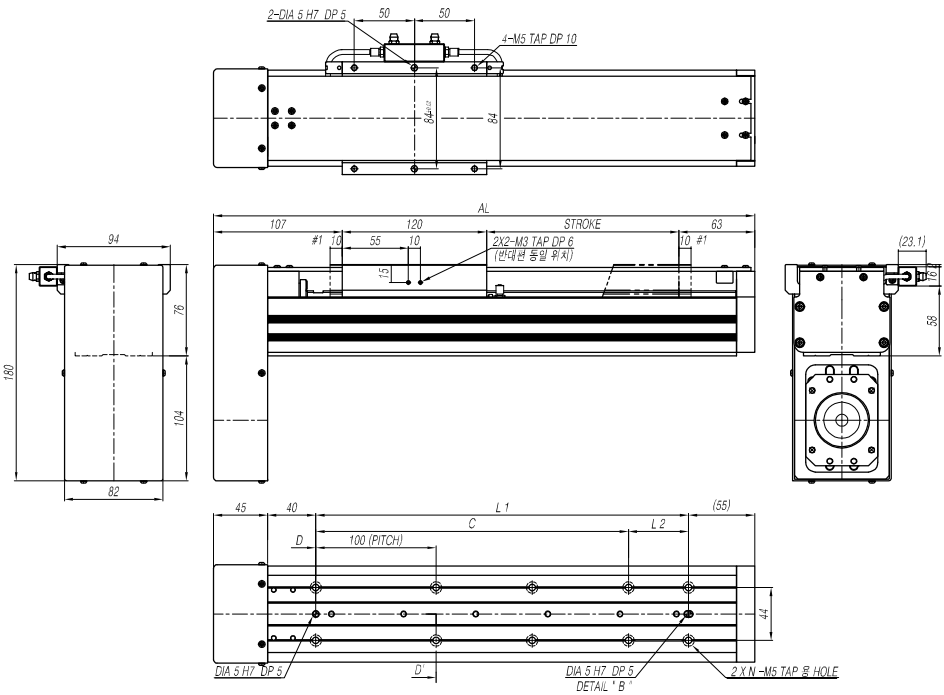

스트로크[mm] (최대스트로크)			0100 (0120)	0150 (0170)	0200 (0220)	0250 (0270)	0300 (0320)	0350 (0370)	0400 (0420)	0450 (0470)	0500 (0520)	0550 (0570)	0600 (0620)	0650 (0670)
최고속도 [mm/s]	볼나사리드	05mm	250											
		10mm	500											
		20mm	1000											
치수 [mm]	AL		390	440	490	540	590	640	690	740	790	840	890	940
	L1		250	300	350	400	450	500	550	600	650	700	750	800
	C		200	300	300	400	400	500	500	600	600	700	700	800
	L2		50	0	50	0	50	0	50	0	50	0	50	0
취부홀 개수	N		4	4	5	5	6	6	7	7	8	8	9	9
본체 중량 [kgf]			5.2	5.5	5.8	6.2	6.5	6.8	7.2	7.5	7.8	8.1	8.5	8.8

#1 기계 여유 스트로크이며 최대기계 스트로크입니다.

상세도

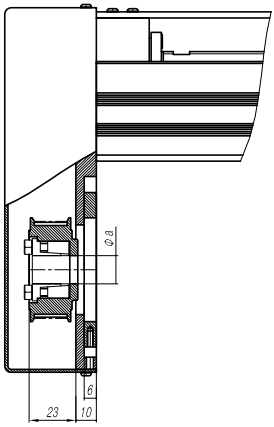

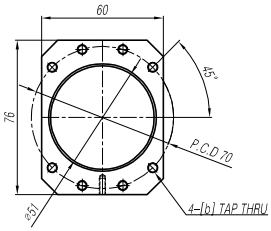

* MOTOR FLANGE 부 상세도

옵션	a	b
A	14H7	M5
B	14H7	M4

모터 취부 치수표

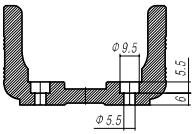

단면 D-D'
베이스 취부 HOLE 상세도

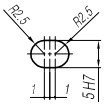

DETAIL "B"
베이스 PIN HOLE 상세도

모터측

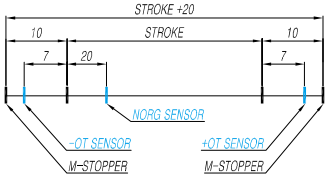

* 스트로크 개념도 *
(표준센서 : EE-SX674 사용시)

0700 (0720)	0750 (0770)	0800 (0820)	0850 (0870)	0900 (0920)	0950 (0970)	1000 (1020)	1050 (1070)	1100 (1120)	1150 (1170)	1200 (1220)	1250 (1270)	1300 (1320)	1350 (1370)	1400 (1420)	1450 (1470)	1500 (1520)
	220	195	175	160	140	130	120	110								
	455	405	360	325	295	265	245	225								
	910	810	725	650	590	535	490	450								
990	1040	1090	1140	1190	1240	1290	1340	1390								
850	900	950	1000	1050	1100	1150	1200	1250								
800	900	900	1000	1000	1100	1100	1200	1200								
50	0	50	0	50	0	50	0	50								
10	10	11	11	12	12	13	13	14								
9.1	9.5	9.8	10.1	10.5	10.8	11.1	11.4	11.8								

SAS10

AL COVER 직렬형 (200W)

외형도

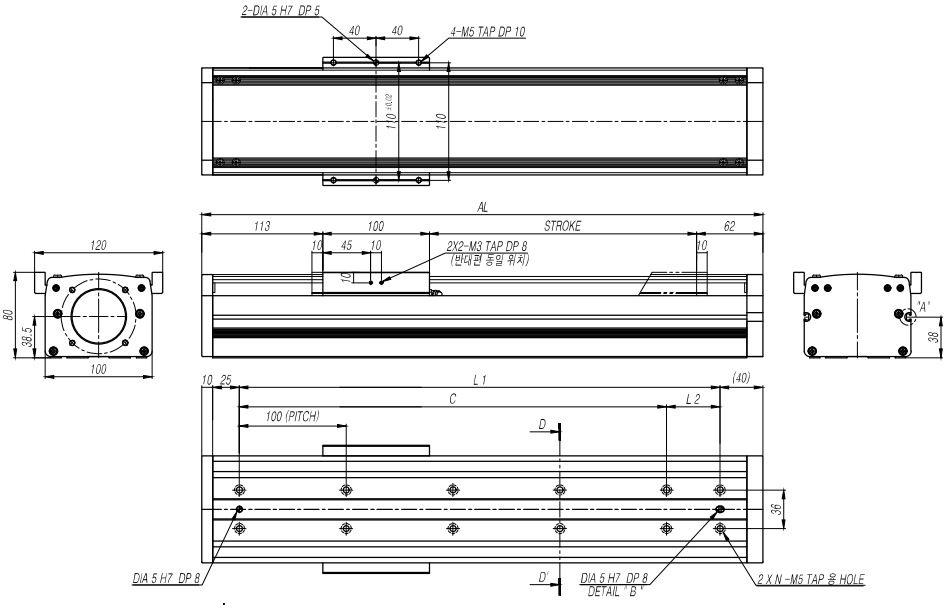

스트로크[mm] (최대스트로크)			0100 (0120)	0150 (0170)	0200 (0220)	0250 (0270)	0300 (0320)	0350 (0370)	0400 (0420)	0450 (0470)	0500 (0520)	0550 (0570)	0600 (0620)	0650 (0670)
최고속도 [mm/s]	볼나사리드	05mm	250											
		10mm	500											
		20mm	1000											
치수 [mm]	AL		375	425	475	525	575	625	675	725	775	825	875	925
	L1		300	350	400	450	500	550	600	650	700	750	800	850
	C		300	300	400	400	500	500	600	600	700	700	800	800
	L2		0	50	0	50	0	50	0	50	0	50	0	50
취부홀 개수	N		4	5	5	6	6	7	7	8	8	9	9	10
본체 중량 [kgf]			4.4	4.8	5.2	5.6	6.1	6.5	6.9	7.3	7.7	8.1	8.5	8.9

#1 기계 여유 스트로크이며 최대기계 스트로크입니다.

상세도

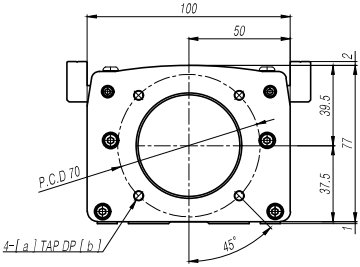

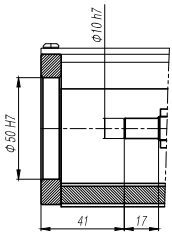

옵션	a	b
A	M5	10
B	M4	8

모터 취부 치수표

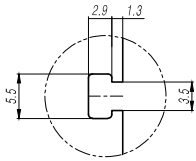

DETAIL "A" (SC : 1/4)
베이스 T-SLOT 상세도

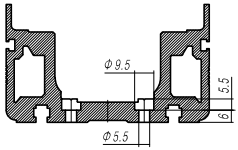

단면 D-D'
베이스 취부 HOLE 상세도

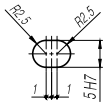

DETAIL "B"
베이스 PIN HOLE 상세도

모터측

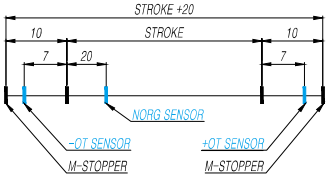

* 스트로크 개념도 *
(표준센서 : EE-SX674 사용시)

0700 (0720)	0750 (0770)	0800 (0820)	0850 (0870)	0900 (0920)	0950 (0970)	1000 (1020)	1050 (1070)	1100 (1120)	1150 (1170)	1200 (1220)	1250 (1270)	1300 (1320)	1350 (1370)	1400 (1420)	1450 (1470)	1500 (1520)
	220	200	175	160	145	130	120	110								
	460	405	365	330	295	270	245	225								
	920	815	730	655	595	540	490	450								
975	1025	1075	1125	1175	1225	1275	1325	1375								
900	950	1000	1050	1100	1150	1200	1250	1300								
900	900	1000	1000	1100	1100	1200	1200	1300								
0	50	0	50	0	50	0	50	0								
10	11	11	12	12	13	13	14	14								
9.3	9.7	10.1	10.5	11.0	11.4	11.8	12.2	12.6								

SAS10

AL COVER [좌,우] 병렬형 (200W)

외형도

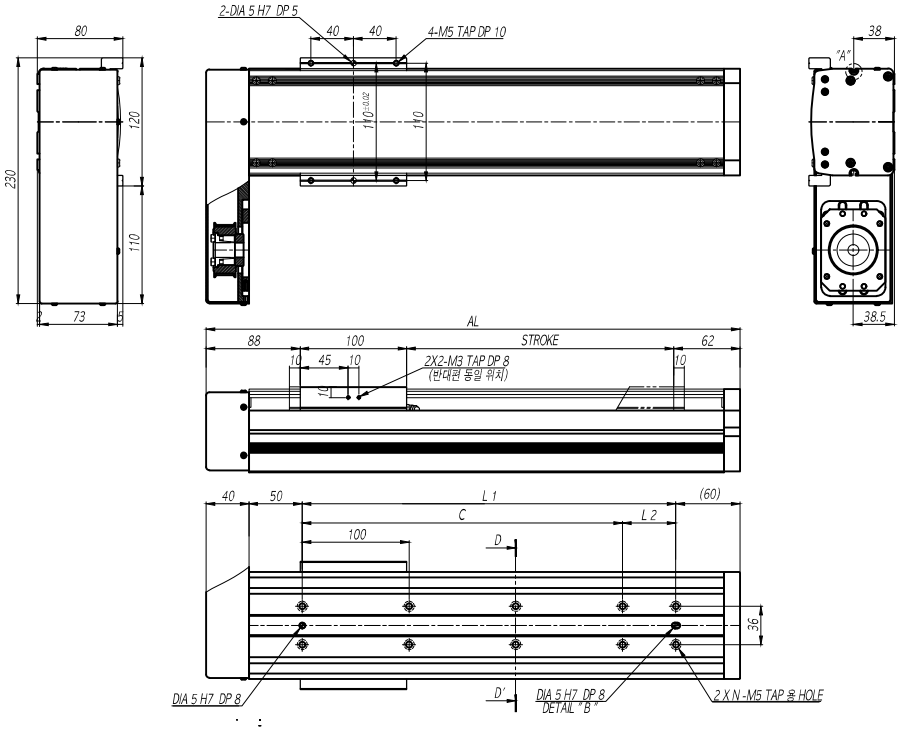

스트로크[mm] (최대스트로크)			0100 (0120)	0150 (0170)	0200 (0220)	0250 (0270)	0300 (0320)	0350 (0370)	0400 (0420)	0450 (0470)	0500 (0520)	0550 (0570)	0600 (0620)	0650 (0670)
최고속도 [mm/s]	볼나사리드	05mm	250											
		10mm	500											
		20mm	1000											
치수 [mm]	AL		350	400	450	500	550	600	650	700	750	800	850	900
	L1		200	250	300	350	400	450	500	550	600	650	700	750
	C		200	200	300	300	400	400	500	500	600	600	700	700
	L2		0	50	0	50	0	50	0	50	0	50	0	50
취부홀 개수	N		3	4	4	5	5	6	6	7	7	8	8	9
본체 중량 [kgf]			5.6	6.0	6.4	6.9	7.3	7.7	8.1	8.6	9.0	9.4	9.8	10.3

#1 기계 여유 스트로크이며 최대기계 스트로크입니다.

상세도

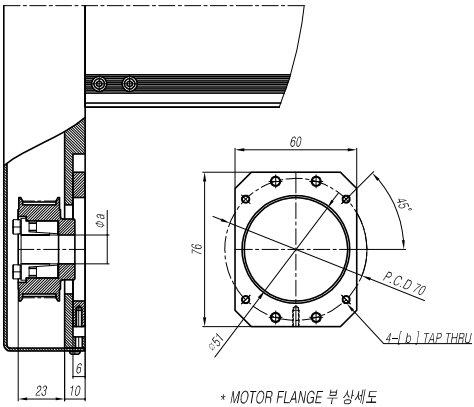

* MOTOR FLANGE 부 상세도

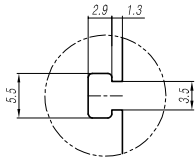

DETAIL "A" (SC : 1/4)
베이스 T-SLOT 상세도

옵션	a	b
A	14H7	M5
B	11H7	M4

모터 취부 치수표

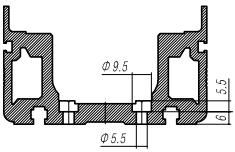

단면 D-D'
베이스 취부 HOLE 상세도

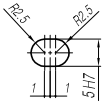

DETAIL "B"
베이스 PIN HOLE 상세도

모터측

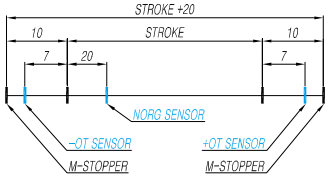

* 스트로크 개념도 *
(표준센서 : EE-SX674 사용시)

0700 (0720)	0750 (0770)	0800 (0820)	0850 (0870)	0900 (0920)	0950 (0970)	1000 (1020)	1050 (1070)	1100 (1120)	1150 (1170)	1200 (1220)	1250 (1270)	1300 (1320)	1350 (1370)	1400 (1420)	1450 (1470)	1500 (1520)
	220	200	175	160	145	130	120	110								
	460	405	365	330	295	270	245	225								
	920	815	730	655	595	540	490	450								
950	1000	1050	1100	1150	1200	1250	1300	1350								
800	850	900	950	1000	1050	1100	1150	1200								
800	800	900	900	1000	1000	1100	1100	1200								
0	50	0	50	0	50	0	50	0								
9	10	10	11	11	12	12	13	13								
10.7	11.1	11.5	12.0	12.4	12.8	13.2	13.7	14.1								

SAS10

AL COVER [하] 병렬형

외형도

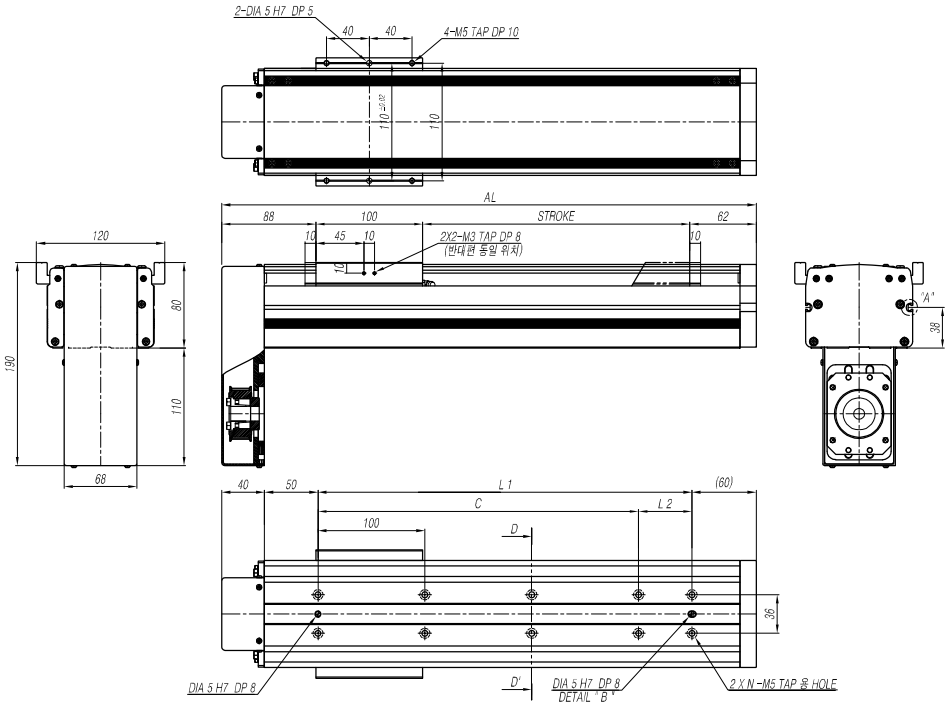

스트로크[mm] (최대스트로크)			0100 (0120)	0150 (0170)	0200 (0220)	0250 (0270)	0300 (0320)	0350 (0370)	0400 (0420)	0450 (0470)	0500 (0520)	0550 (0570)	0600 (0620)	0650 (0670)
최고속도 [mm/s]	볼나사리드	05mm	250											
		10mm	500											
		20mm	1000											
치수 [mm]	AL		350	400	450	500	550	600	650	700	750	800	850	900
	L1		200	250	300	350	400	450	500	550	600	650	700	750
	C		200	200	300	300	400	400	500	500	600	600	700	700
	L2		0	50	0	50	0	50	0	50	0	50	0	50
취부홀 개수	N		3	4	4	5	5	6	6	7	7	8	8	9
본체 중량 [kgf]			5.6	6.0	6.4	6.9	7.3	7.7	8.1	8.6	9.0	9.4	9.8	10.3

#1 기계 여유 스트로크이며 최대기계 스트로크입니다.

상세도

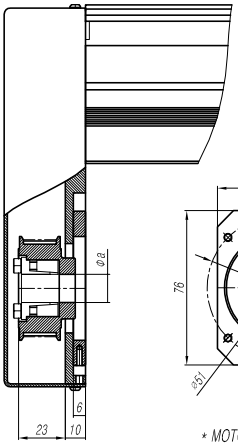

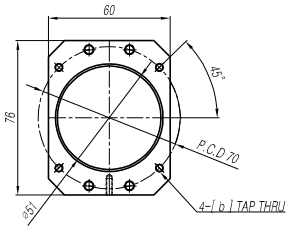

* MOTOR FLANGE 부 상세도

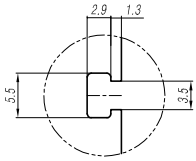

DETAIL "A" (SC : 1/4)
베이스 T-SLOT 상세도

옵션	a	b
A	14H7	M5
B	11H7	M4

모터 취부 치수표

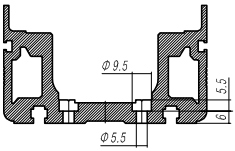

단면 D-D'
베이스 취부 HOLE 상세도

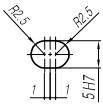

DETAIL "B"
베이스 PIN HOLE 상세도

모터측

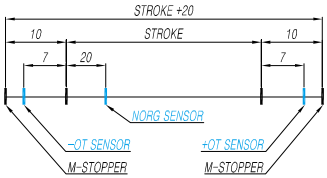

* 스트로크 개념도 *
(표준센서 : EE-SX674 사용시)

0700 (0720)	0750 (0770)	0800 (0820)	0850 (0870)	0900 (0920)	0950 (0970)	1000 (1020)	1050 (1070)	1100 (1120)	1150 (1170)	1200 (1220)	1250 (1270)	1300 (1320)	1350 (1370)	1400 (1420)	1450 (1470)	1500 (1520)
	220	200	175	160	145	130	120	110								
	460	405	365	330	295	270	245	225								
	920	815	730	655	595	540	490	450								
950	1000	1050	1100	1150	1200	1250	1300	1350								
800	850	900	950	1000	1050	1100	1150	1200								
800	800	900	900	1000	1000	1100	1100	1200								
0	50	0	50	0	50	0	50	0								
9	10	10	11	11	12	12	13	13								
10.7	11.1	11.5	12.0	12.4	12.8	13.2	13.7	14.1								

SAS10

PC COVER & 그리스 배관 직렬형 (200W)

외형도

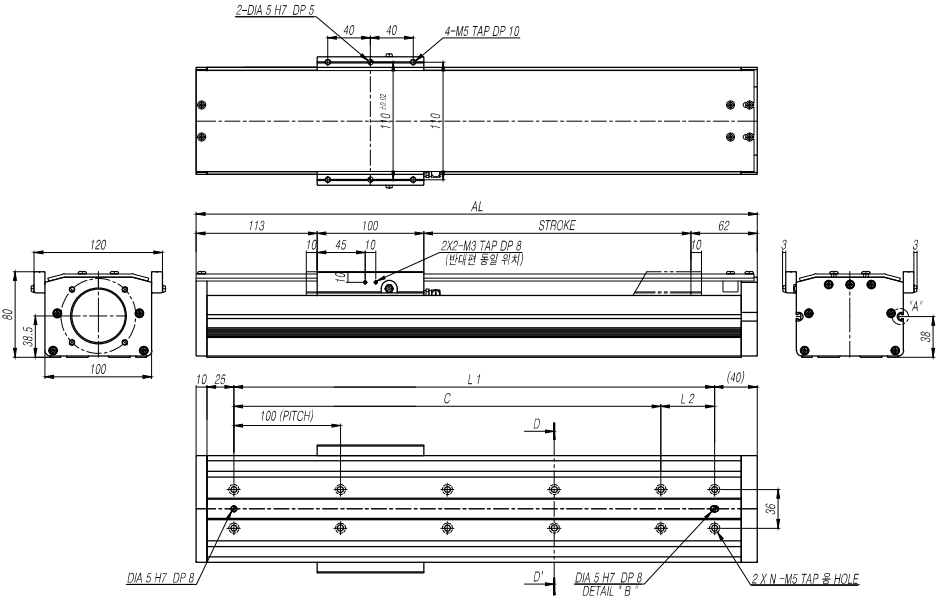

스트로크[mm] (최대스트로크)			0100 (0120)	0150 (0170)	0200 (0220)	0250 (0270)	0300 (0320)	0350 (0370)	0400 (0420)	0450 (0470)	0500 (0520)	0550 (0570)	0600 (0620)	0650 (0670)
최고속도 [mm/s]	볼나사리드	05mm	250											
		10mm	500											
		20mm	1000											
치수 [mm]	AL		375	425	475	525	575	625	675	725	775	825	875	925
	L1		300	350	400	450	500	550	600	650	700	750	800	850
	C		300	300	400	400	500	500	600	600	700	700	800	800
	L2		0	50	0	50	0	50	0	50	0	50	0	50
취부홀 개수	N		4	5	5	6	6	7	7	8	8	9	9	10
본체 중량 [kgf]			4.1	4.5	4.9	5.3	5.7	6.1	6.5	6.9	7.3	7.7	8.1	8.5

#1 기계 여유 스트로크이며 최대기계 스트로크입니다.

상세도

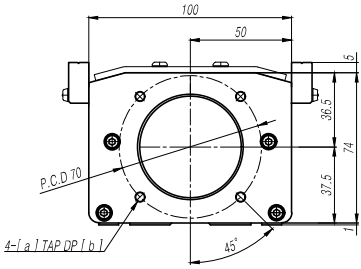

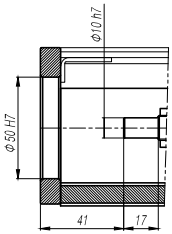

옵션	a	b
A	M5	10
B	M4	8

모터 취부 치수표

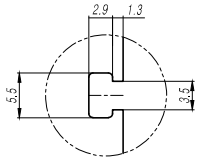

DETAIL "A" (SC : 1/4)
베이스 T-SLOT 상세도

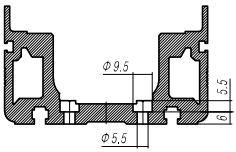

단면 D-D'
베이스 취부 HOLE 상세도

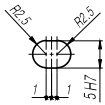

DETAIL "B"
베이스 PIN HOLE 상세도

모터측

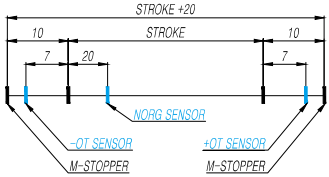

* 스트로크 개념도 *
(표준센서 : EE-SX674 사용시)

0700 (0720)	0750 (0770)	0800 (0820)	0850 (0870)	0900 (0920)	0950 (0970)	1000 (1020)	1050 (1070)	1100 (1120)	1150 (1170)	1200 (1220)	1250 (1270)	1300 (1320)	1350 (1370)	1400 (1420)	1450 (1470)	1500 (1520)
	220	200	175	160	145	130	120	110								
	460	405	365	330	295	270	245	225								
	920	815	730	655	595	540	490	450								
975	1025	1075	1125	1175	1225	1275	1325	1375								
900	950	1000	1050	1100	1150	1200	1250	1300								
900	900	1000	1000	1100	1100	1200	1200	1300								
0	50	0	50	0	50	0	50	0								
10	11	11	12	12	13	13	14	14								
8.9	9.3	9.7	10.1	10.5	10.9	11.3	11.7	12.1								

SAS10

PC COVER & 그리스 배관 [좌,우] 병렬형 (200W)

외형도

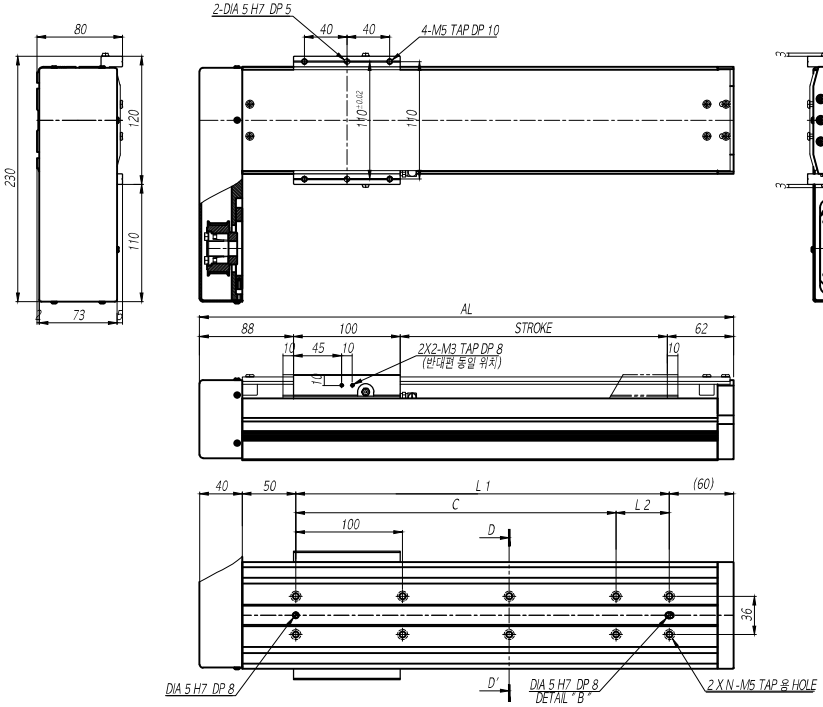

스트로크[mm] (최대스트로크)			0100 (0120)	0150 (0170)	0200 (0220)	0250 (0270)	0300 (0320)	0350 (0370)	0400 (0420)	0450 (0470)	0500 (0520)	0550 (0570)	0600 (0620)	0650 (0670)
최고속도 [mm/s]	볼나사리드	05mm	250											
		10mm	500											
		20mm	1000											
치수 [mm]	AL		350	400	450	500	550	600	650	700	750	800	850	900
	L1		200	250	300	350	400	450	500	550	600	650	700	750
	C		200	200	300	300	400	400	500	500	600	600	700	700
	L2		0	50	0	50	0	50	0	50	0	50	0	50
취부홀 개수	N		3	4	4	5	5	6	6	7	7	8	8	9
본체 중량 [kgf]			5.5	5.9	6.3	6.7	7.1	7.5	7.9	8.3	8.7	9.1	9.5	9.9

#1 기계 여유 스트로크이며 최대기계 스트로크입니다.

상세도

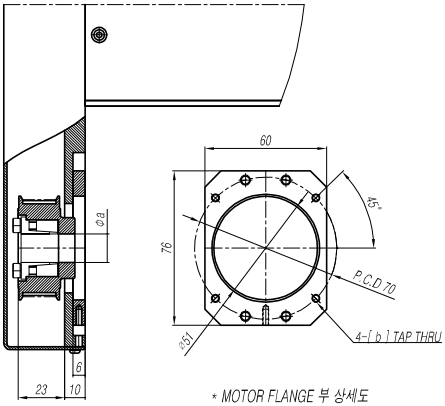

* MOTOR FLANGE 부 상세도

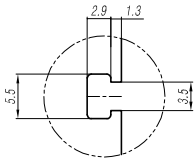

DETAIL "A" (SC : 1/4)
베이스 T-SLOT 상세도

옵션	a	b
A	14H7	M5
B	11H7	M4

모터 취부 치수표

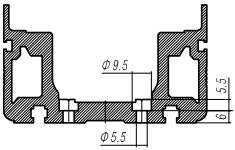

단면 D-D'
베이스 취부 HOLE 상세도

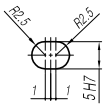

DETAIL "B"
베이스 PIN HOLE 상세도

모터측

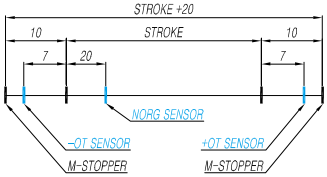

* 스트로크 개념도 *
(표준센서 : EE-SX674 사용시)

0700 (0720)	0750 (0770)	0800 (0820)	0850 (0870)	0900 (0920)	0950 (0970)	1000 (1020)	1050 (1070)	1100 (1120)	1150 (1170)	1200 (1220)	1250 (1270)	1300 (1320)	1350 (1370)	1400 (1420)	1450 (1470)	1500 (1520)
	220	200	175	160	145	130	120	110								
	460	405	365	330	295	270	245	225								
	920	815	730	655	595	540	490	450								
950	1000	1050	1100	1150	1200	1250	1300	1350								
800	850	900	950	1000	1050	1100	1150	1200								
800	800	900	900	1000	1000	1100	1100	1200								
0	50	0	50	0	50	0	50	0								
9	10	10	11	11	12	12	13	13								
10.3	10.7	11.1	11.5	11.9	12.3	12.7	13.1	13.5								

SAS10

PC COVER & 그리스 배관 [하] 병렬형 (200W)

외형도

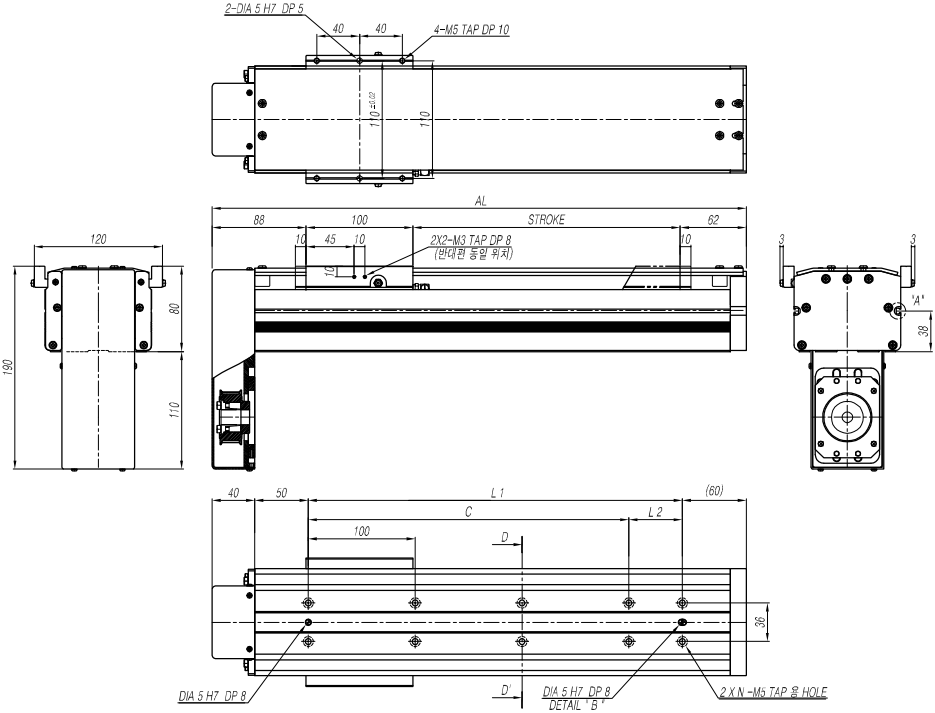

스트로크[mm] (최대스트로크)			0100 (0120)	0150 (0170)	0200 (0220)	0250 (0270)	0300 (0320)	0350 (0370)	0400 (0420)	0450 (0470)	0500 (0520)	0550 (0570)	0600 (0620)	0650 (0670)
최고속도 [mm/s]	볼나사리드	05mm	250											
		10mm	500											
		20mm	1000											
치수 [mm]	AL		350	400	450	500	550	600	650	700	750	800	850	900
	L1		200	250	300	350	400	450	500	550	600	650	700	750
	C		200	200	300	300	400	400	500	500	600	600	700	700
	L2		0	50	0	50	0	50	0	50	0	50	0	50
취부홀 개수	N		3	4	4	5	5	6	6	7	7	8	8	9
본체 중량 [kgf]			5.5	5.9	6.3	6.7	7.1	7.5	7.9	8.3	8.7	9.1	9.5	9.9

#1 기계 여유 스트로크이며 최대기계 스트로크입니다.

상세도

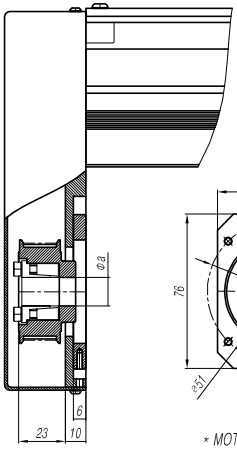

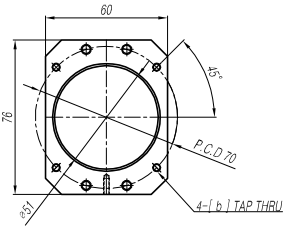

* MOTOR FLANGE 부 상세도

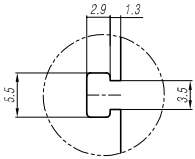

DETAIL "A" (SC : 1/4)
베이스 T-SLOT 상세도

옵션	a	b
A	14H7	M5
B	11H7	M4

모터 취부 치수표

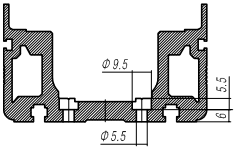

단면 D-D'
베이스 취부 HOLE 상세도

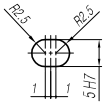

DETAIL "B"
베이스 PIN HOLE 상세도

모터측

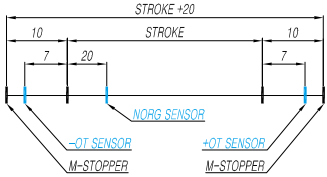

* 스트로크 개념도 *
(표준센서 : EE-SX674 사용시)

0700 (0720)	0750 (0770)	0800 (0820)	0850 (0870)	0900 (0920)	0950 (0970)	1000 (1020)	1050 (1070)	1100 (1120)	1150 (1170)	1200 (1220)	1250 (1270)	1300 (1320)	1350 (1370)	1400 (1420)	1450 (1470)	1500 (1520)
	220	200	175	160	145	130	120	110								
	460	405	365	330	295	270	245	225								
	920	815	730	655	595	540	490	450								
950	1000	1050	1100	1150	1200	1250	1300	1350								
800	850	900	950	1000	1050	1100	1150	1200								
800	800	900	900	1000	1000	1100	1100	1200								
0	50	0	50	0	50	0	50	0								
9	10	10	11	11	12	12	13	13								
10.3	10.7	11.1	11.5	11.9	12.3	12.7	13.1	13.5								

SAS12

AL COVER 직렬형 (200W)

외형도

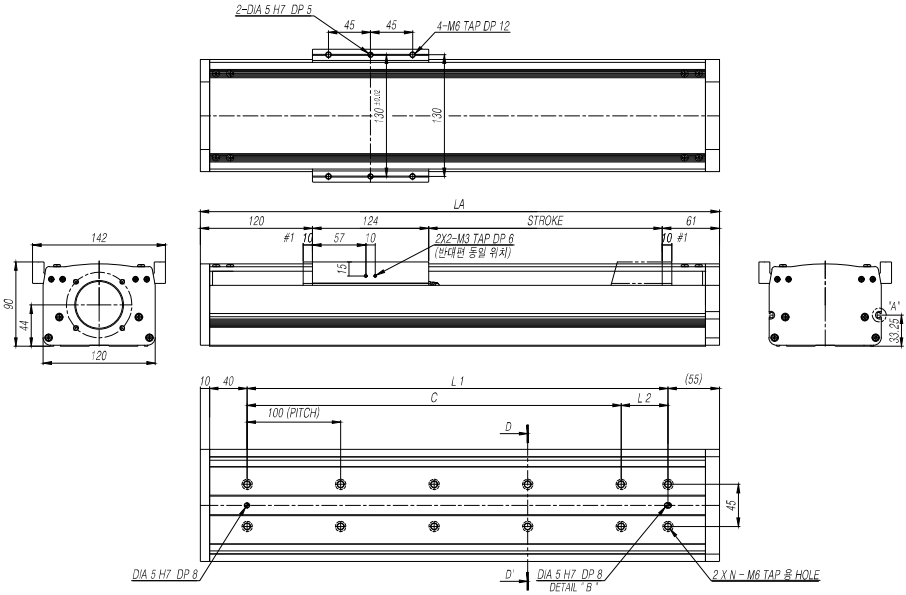

스트로크[mm] (최대스트로크)			0100 (0120)	0150 (0170)	0200 (0220)	0250 (0270)	0300 (0320)	0350 (0370)	0400 (0420)	0450 (0470)	0500 (0520)	0550 (0570)	0600 (0620)	0650 (0670)
최고속도 [mm/s]	볼나사리드	05mm	250											
		10mm	500											
		20mm	1000											
치수 [mm]	AL		405	455	505	555	605	655	705	755	805	855	905	955
	L1		300	350	400	450	500	550	600	650	700	750	800	850
	C		300	300	400	400	500	500	600	600	700	700	800	800
	L2		0	50	0	50	0	50	0	50	0	50	0	50
취부홀 개수	N		4	5	5	6	6	7	7	8	8	9	9	10
본체 중량 [kgf]			5.8	6.4	6.9	7.5	8.0	8.6	9.1	9.7	10.2	10.8	11.3	11.8

#1 기계 여유 스트로크이며 최대기계 스트로크입니다.

상세도

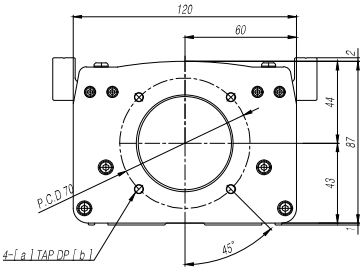

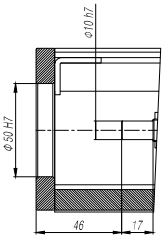

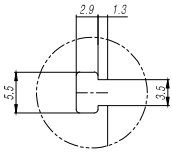

DETAIL "A"
베이스 T-SLOT 상세도

모터 취부 치수표

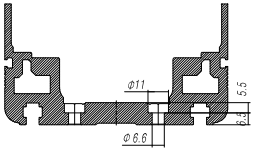

단면 D-D'
베이스 취부 HOLE 상세도

DETAIL "B"
베이스 PIN HOLE 상세도

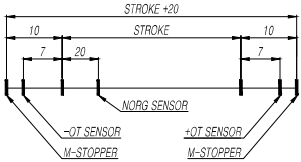

* 스트로크 개념도 *
(표준센서 : EE-SX674 사용시)

0700 (0720)	0750 (0770)	0800 (0820)	0850 (0870)	0900 (0920)	0950 (0970)	1000 (1020)	1050 (1070)	1100 (1120)	1150 (1170)	1200 (1220)	1250 (1270)	1300 (1320)	1350 (1370)	1400 (1420)	1450 (1470)	1500 (1520)
	225	200	175	160	145	130	120	110								
	460	410	365	330	295	270	245	225								
	920	820	730	660	595	540	495	450								
1005	1055	1105	1155	1205	1255	1305	1355	1405								
900	950	1000	1050	1100	1150	1200	1250	1300								
900	900	1000	1000	1100	1100	1200	1200	1300								
0	50	0	50	0	50	0	50	0								
10	11	11	12	12	13	13	14	14								
12.4	12.9	13.5	14.0	14.6	15.1	15.7	16.2	16.7								

SAS12

AL COVER [좌,우] 병렬형 (200W)

외형도

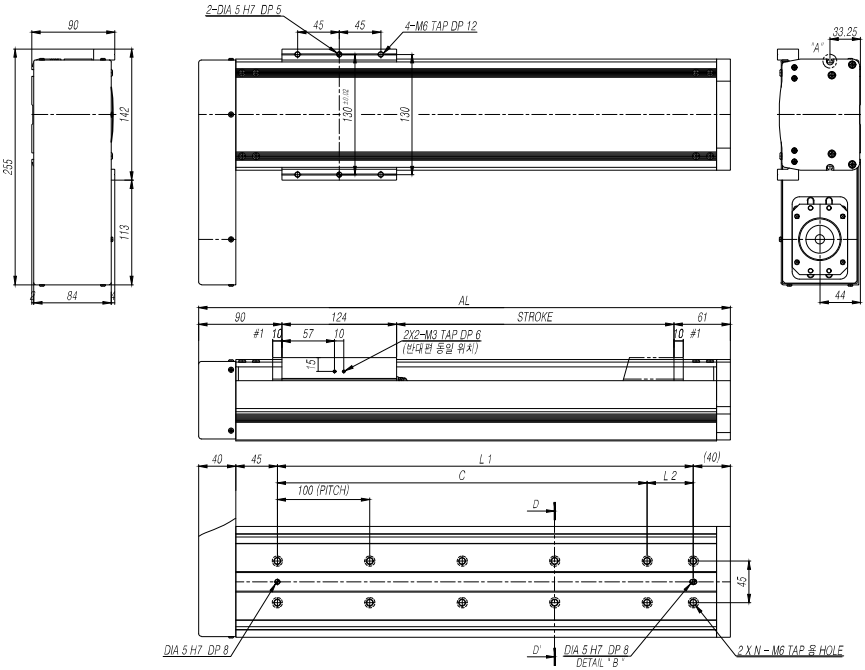

스트로크[mm] (최대스트로크)			0100 (0120)	0150 (0170)	0200 (0220)	0250 (0270)	0300 (0320)	0350 (0370)	0400 (0420)	0450 (0470)	0500 (0520)	0550 (0570)	0600 (0620)	0650 (0670)
최고속도 [mm/s]	볼나사리드	05mm	250											
		10mm	500											
		20mm	1000											
치수 [mm]	AL		375	425	475	525	575	625	675	725	775	825	875	925
	L1		250	300	350	400	450	500	550	600	650	700	750	800
	C		200	300	300	400	400	500	500	600	600	700	700	800
	L2		50	0	50	0	50	0	50	0	50	0	50	0
취부홀 개수	N		4	4	5	5	6	6	7	7	8	8	9	9
본체 중량 [kgf]			7.1	7.6	8.2	8.7	9.3	9.8	10.3	10.9	11.4	12.0	12.5	13.1

#1 기계 여유 스트로크이며 최대기계 스트로크입니다.

상세도

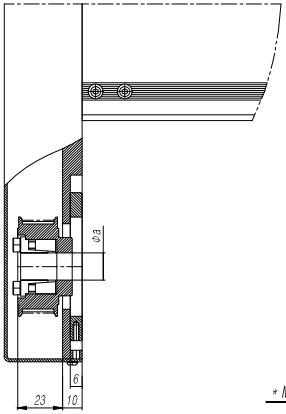

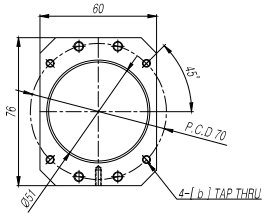

* MOTOR FLANGE 부 상세도 (기호 : A,B,C)

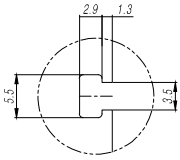

DETAIL "A"
베이스 T-SLOT 상세도

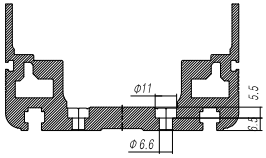

단면 D-D'
베이스 취부 HOLE 상세도

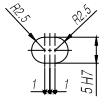

DETAIL "B"
베이스 PIN HOLE 상세도

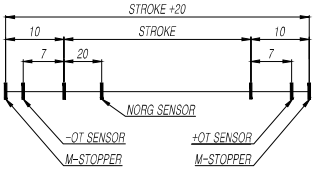

* 스트로크 개념도 *
(표준센서 : EE-SX674 사용시)

0700 (0720)	0750 (0770)	0800 (0820)	0850 (0870)	0900 (0920)	0950 (0970)	1000 (1020)	1050 (1070)	1100 (1120)	1150 (1170)	1200 (1220)	1250 (1270)	1300 (1320)	1350 (1370)	1400 (1420)	1450 (1470)	1500 (1520)
	225	200	175	160	145	130	120	110								
	460	410	365	330	295	270	245	225								
	920	820	730	660	595	540	495	450								
975	1025	1075	1125	1175	1225	1275	1325	1375								
850	900	950	1000	1050	1100	1150	1200	1250								
800	900	900	1000	1000	1100	1100	1200	1200								
50	0	50	0	50	0	50	0	50								
10	10	11	11	12	12	13	13	14								
13.6	14.2	14.7	15.2	15.8	16.3	16.9	17.4	18.0								

SAS12

AL COVER [하] 병렬형 (200W)

외형도

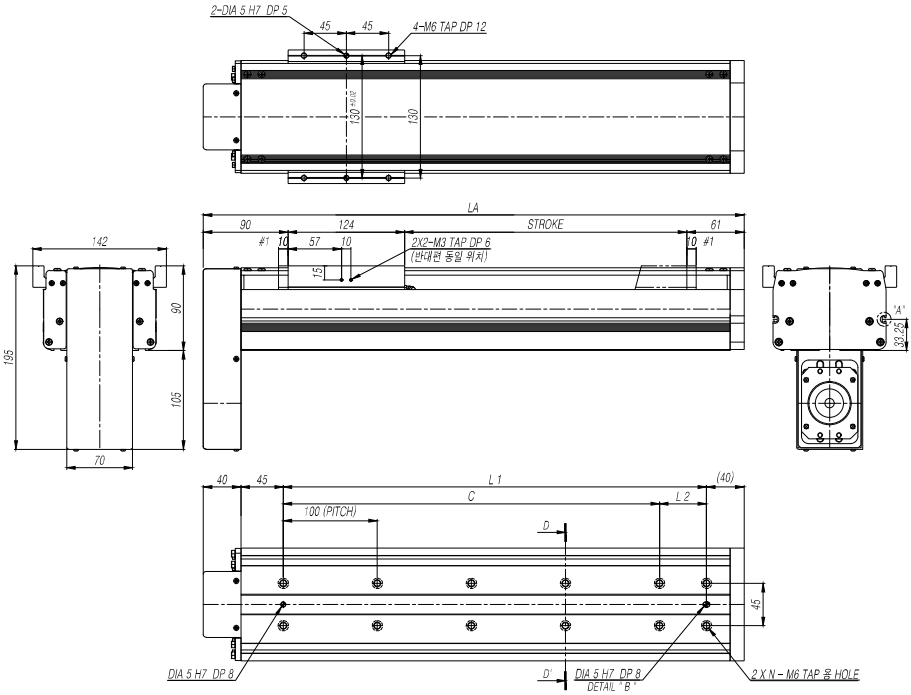

스트로크[mm] (최대스트로크)			0100 (0120)	0150 (0170)	0200 (0220)	0250 (0270)	0300 (0320)	0350 (0370)	0400 (0420)	0450 (0470)	0500 (0520)	0550 (0570)	0600 (0620)	0650 (0670)
최고속도 [mm/s]	볼나사리드	05mm	250											
		10mm	500											
		20mm	1000											
치수 [mm]	AL		375	425	475	525	575	625	675	725	775	825	875	925
	L1		250	300	350	400	450	500	550	600	650	700	750	800
	C		200	300	300	400	400	500	500	600	600	700	700	800
	L2		50	0	50	0	50	0	50	0	50	0	50	0
취부홀 개수	N		4	4	5	5	6	6	7	7	8	8	9	9
본체 중량 [kgf]			7.1	7.6	8.2	8.7	9.3	9.8	10.3	10.9	11.4	12.0	12.5	13.1

#1 기계 여유 스트로크이며 최대기계 스트로크입니다.

상세도

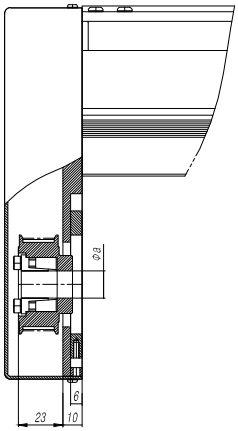

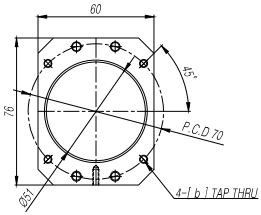

* MOTOR FLANGE 부 상세도 (기호 : A,B,C)

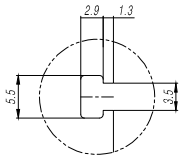

DETAIL "A"
베이스 T-SLOT 상세도

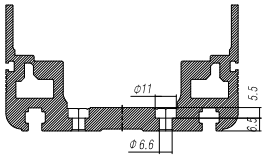

단면 D-D'
베이스 취부 HOLE 상세도

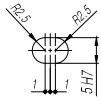

DETAIL "B"
베이스 PIN HOLE 상세도

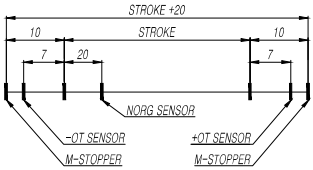

* 스트로크 개념도 *
(표준센서 : EE-SX674 사용시)

0700 (0720)	0750 (0770)	0800 (0820)	0850 (0870)	0900 (0920)	0950 (0970)	1000 (1020)	1050 (1070)	1100 (1120)	1150 (1170)	1200 (1220)	1250 (1270)	1300 (1320)	1350 (1370)	1400 (1420)	1450 (1470)	1500 (1520)
	225	200	175	160	145	130	120	110								
	460	410	365	330	295	270	245	225								
	920	820	730	660	595	540	495	450								
975	1025	1075	1125	1175	1225	1275	1325	1375								
850	900	950	1000	1050	1100	1150	1200	1250								
800	900	900	1000	1000	1100	1100	1200	1200								
50	0	50	0	50	0	50	0	50								
10	10	11	11	12	12	13	13	14								
13.6	14.2	14.7	15.2	15.8	16.3	16.9	17.4	18.0								

SAS12

PC COVER & 그리스 배관 직렬형 (200W)

외형도

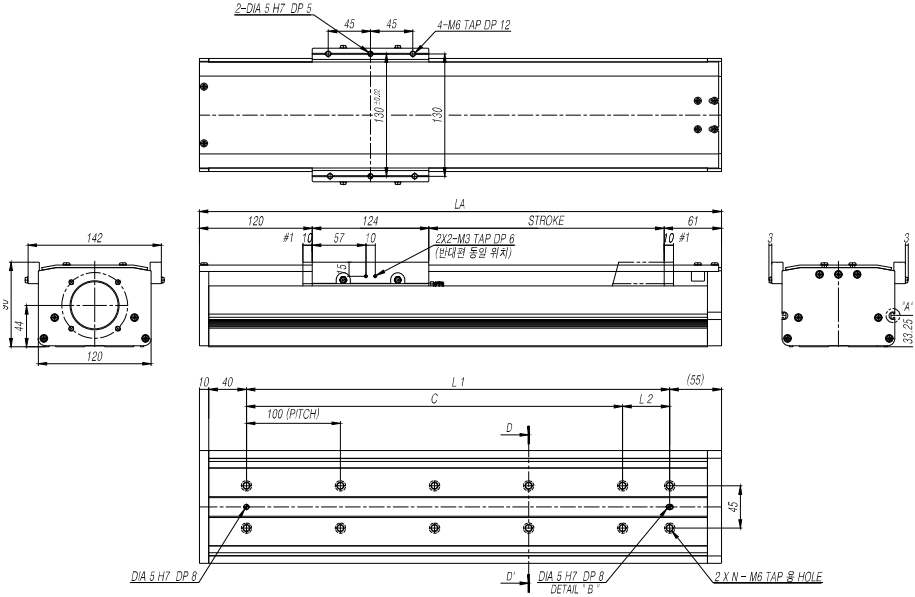

스트로크[mm] (최대스트로크)			0100 (0120)	0150 (0170)	0200 (0220)	0250 (0270)	0300 (0320)	0350 (0370)	0400 (0420)	0450 (0470)	0500 (0520)	0550 (0570)	0600 (0620)	0650 (0670)
최고속도 [mm/s]	볼나사리드	05mm	250											
		10mm	500											
		20mm	1000											
치수 [mm]	AL		405	455	505	555	605	655	705	755	805	855	905	955
	L1		300	350	400	450	500	550	600	650	700	750	800	850
	C		300	300	400	400	500	500	600	600	700	700	800	800
	L2		0	50	0	50	0	50	0	50	0	50	0	50
취부홀 개수	N		4	5	5	6	6	7	7	8	8	9	9	10
본체 중량 [kgf]			5.6	6.1	6.6	7.1	7.6	8.2	8.7	9.2	9.7	10.2	10.8	11.3

#1 기계 여유 스트로크이며 최대기계 스트로크입니다.

상세도

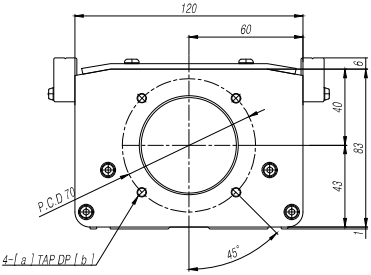

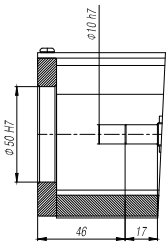

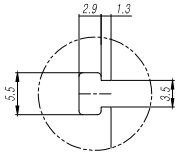

DETAIL "A"
베이스 T-SLOT 상세도

모터 취부 치수표

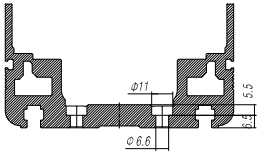

단면 D-D'
베이스 취부 HOLE 상세도

DETAIL "B"
베이스 PIN HOLE 상세도

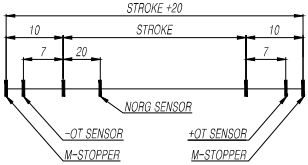

* 스트로크 개념도 *
(표준센서 : EE-SX674 사용시)

0700 (0720)	0750 (0770)	0800 (0820)	0850 (0870)	0900 (0920)	0950 (0970)	1000 (1020)	1050 (1070)	1100 (1120)	1150 (1170)	1200 (1220)	1250 (1270)	1300 (1320)	1350 (1370)	1400 (1420)	1450 (1470)	1500 (1520)
	225	200	175	160	145	130	120	110								
	460	410	365	330	295	270	245	225								
	920	820	730	660	595	540	495	450								
1005	1055	1105	1155	1205	1255	1305	1355	1405								
900	950	1000	1050	1100	1150	1200	1250	1300								
900	900	1000	1000	1100	1100	1200	1200	1300								
0	50	0	50	0	50	0	50	0								
10	11	11	12	12	13	13	14	14								
11.8	12.3	12.8	13.3	13.9	14.4	14.9	15.4	15.9								

SAS12

PC COVER & 그리스 배관 [좌, 우] 병렬형 (200W)

외형도

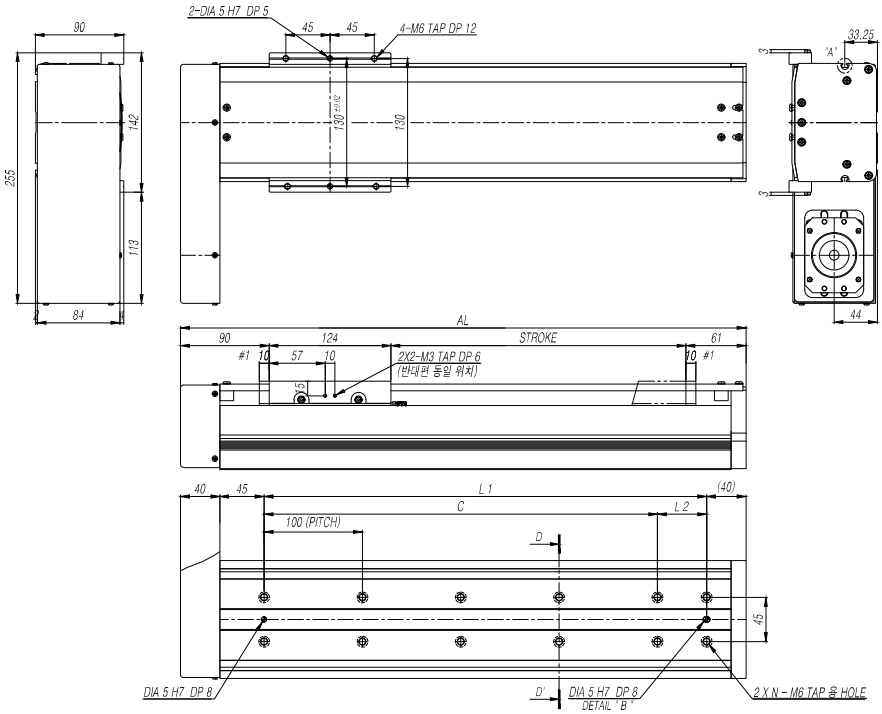

스트로크[mm] (최대스트로크)			0100 (0120)	0150 (0170)	0200 (0220)	0250 (0270)	0300 (0320)	0350 (0370)	0400 (0420)	0450 (0470)	0500 (0520)	0550 (0570)	0600 (0620)	0650 (0670)
최고속도 [mm/s]	볼나사리드	05mm	250											
		10mm	500											
		20mm	1000											
치수 [mm]	AL		375	425	475	525	575	625	675	725	775	825	875	925
	L1		250	300	350	400	450	500	550	600	650	700	750	800
	C		200	300	300	400	400	500	500	600	600	700	700	800
	L2		50	0	50	0	50	0	50	0	50	0	50	0
취부홀 개수	N		4	4	5	5	6	6	7	7	8	8	9	9
본체 중량 [kgf]			6.9	7.4	7.9	8.4	8.9	9.5	10.0	10.5	11.0	11.5	12.0	12.6

#1 기계 여유 스트로크이며 최대기계 스트로크입니다.

상세도

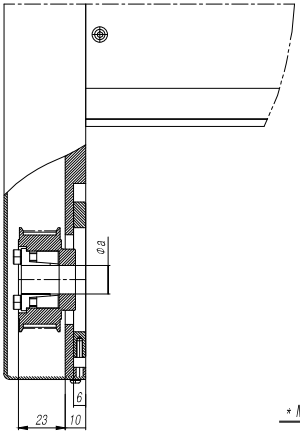

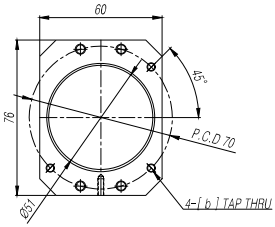

* MOTOR FLANGE 부 상세도 (기호 : A,B,C)

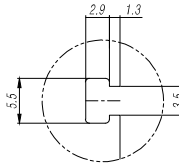

DETAIL "A"
베이스 T-SLOT 상세도

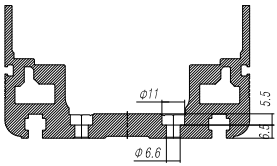

단면 D-D'
베이스 취부 HOLE 상세도

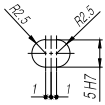

DETAIL "B"
베이스 PIN HOLE 상세도

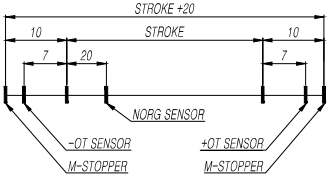

* 스트로크 개념도 *
(표준센서 : EE-SX674 사용시)

0700 (0720)	0750 (0770)	0800 (0820)	0850 (0870)	0900 (0920)	0950 (0970)	1000 (1020)	1050 (1070)	1100 (1120)	1150 (1170)	1200 (1220)	1250 (1270)	1300 (1320)	1350 (1370)	1400 (1420)	1450 (1470)	1500 (1520)
	225	200	175	160	145	130	120	110								
	460	410	365	330	295	270	245	225								
	920	820	730	660	595	540	495	450								
975	1025	1075	1125	1175	1225	1275	1325	1375								
850	900	950	1000	1050	1100	1150	1200	1250								
800	900	900	1000	1000	1100	1100	1200	1200								
50	0	50	0	50	0	50	0	50								
10	10	11	11	12	12	13	13	14								
13.1	13.6	14.1	14.6	15.1	15.7	16.2	16.7	17.2								

SAS12

PC COVER & 그리스 배관[하] 병렬형 (200W)

외형도

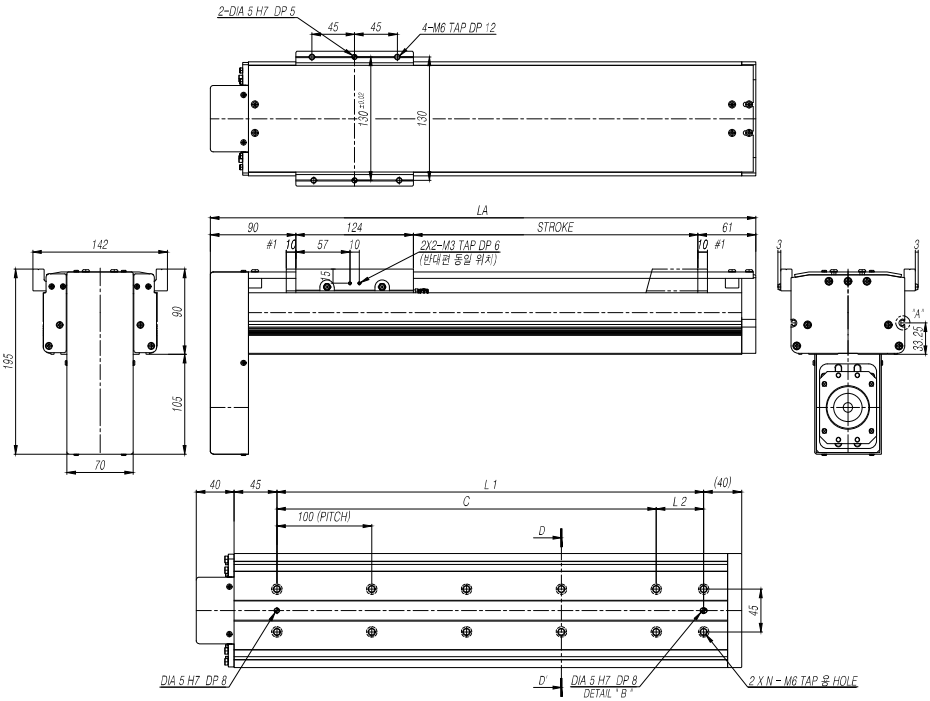

스트로크[mm] (최대스트로크)			0100 (0120)	0150 (0170)	0200 (0220)	0250 (0270)	0300 (0320)	0350 (0370)	0400 (0420)	0450 (0470)	0500 (0520)	0550 (0570)	0600 (0620)	0650 (0670)
최고속도 [mm/s]	볼나사리드	05mm	250											
		10mm	500											
		20mm	1000											
치수 [mm]	AL		375	425	475	525	575	625	675	725	775	825	875	925
	L1		250	300	350	400	450	500	550	600	650	700	750	800
	C		200	300	300	400	400	500	500	600	600	700	700	800
	L2		50	0	50	0	50	0	50	0	50	0	50	0
취부홀 개수	N		4	4	5	5	6	6	7	7	8	8	9	9
본체 중량 [kgf]			6.9	7.4	7.9	8.4	8.9	9.5	10.0	10.5	11.0	11.5	12.0	12.6

#1 기계 여유 스트로크이며 최대기계 스트로크입니다.

상세도

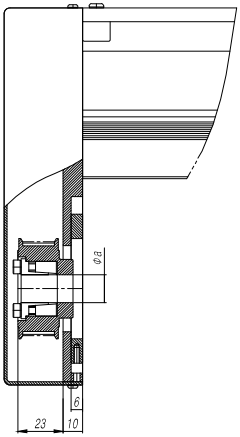

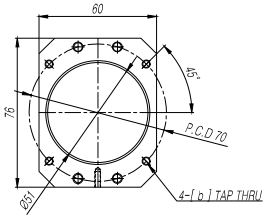

* MOTOR FLANGE 부 상세도 (기호 : A,B,C)

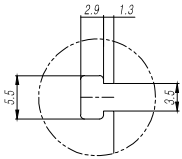

DETAIL "A"
베이스 T-SLOT 상세도

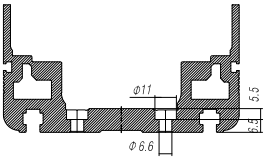

단면 D-D'
베이스 취부 HOLE 상세도

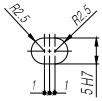

DETAIL "B"
베이스 PIN HOLE 상세도

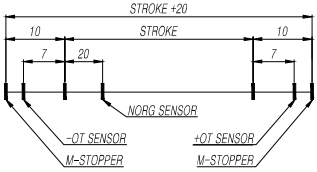

* 스트로크 개념도 *
(표준센서 : EE-SX674 사용시)

0700 (0720)	0750 (0770)	0800 (0820)	0850 (0870)	0900 (0920)	0950 (0970)	1000 (1020)	1050 (1070)	1100 (1120)	1150 (1170)	1200 (1220)	1250 (1270)	1300 (1320)	1350 (1370)	1400 (1420)	1450 (1470)	1500 (1520)
	225	200	175	160	145	130	120	110								
	460	410	365	330	295	270	245	225								
	920	820	730	660	595	540	495	450								
975	1025	1075	1125	1175	1225	1275	1325	1375								
850	900	950	1000	1050	1100	1150	1200	1250								
800	900	900	1000	1000	1100	1100	1200	1200								
50	0	50	0	50	0	50	0	50								
10	10	11	11	12	12	13	13	14								
13.1	13.6	14.1	14.6	15.1	15.7	16.2	16.7	17.2								

SAS15

AL COVER 직렬형 (400W)

외형도

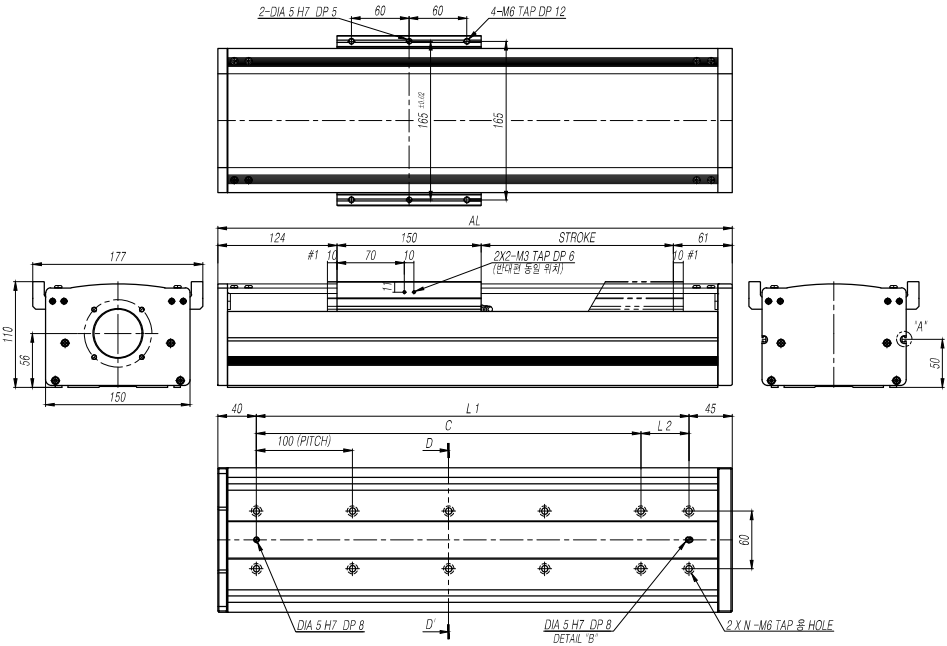

스트로크[mm] (최대스트로크)			0100 (0120)	0150 (0170)	0200 (0220)	0250 (0270)	0300 (0320)	0350 (0370)	0400 (0420)	0450 (0470)	0500 (0520)	0550 (0570)	0600 (0620)	0650 (0670)
최고속도 [mm/s]	볼나사리드	05mm	250											
		10mm	500											
		20mm	1000											
치수 [mm]	AL		435	485	535	585	635	685	735	785	835	885	935	985
	L1		350	400	450	500	550	600	650	700	750	800	850	900
	C		300	400	400	500	500	600	600	700	700	800	800	900
	L2		50	0	50	0	50	0	50	0	50	0	50	0
취부홀 개수	N		5	5	6	6	7	7	8	8	9	9	10	10
본체 중량 [kgf]			9.5	10.3	11.1	11.9	12.7	13.5	14.3	15.1	15.9	16.7	17.5	18.4

#1 기계 여유 스트로크이며 최대기계 스트로크입니다.

상세도

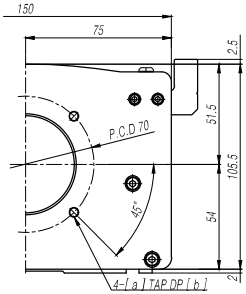

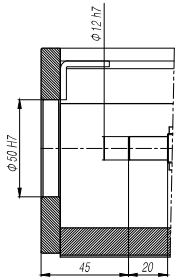

모터 취부 치수표

옵션	a	b
A	M5	10
B	M4	8

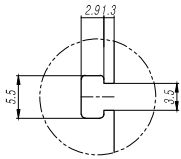

DETAIL "A" (SC : 1/4)
베이스 T-SLOT 상세도

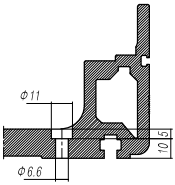

단면 D-D'
베이스 취부 HOLE 상세도

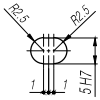

DETAIL "B" (SC : 1/4)
베이스 PIN HOLE 상세도

모터측

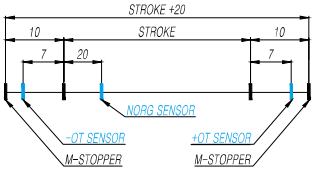

* 스트로크 개념도 *
(표준센서 : EE-SX674 사용시)

0700 (0720)	0750 (0770)	0800 (0820)	0850 (0870)	0900 (0920)	0950 (0970)	1000 (1020)	1050 (1070)	1100 (1120)	1150 (1170)	1200 (1220)	1250 (1270)	1300 (1320)	1350 (1370)	1400 (1420)	1450 (1470)	1500 (1520)
			245	220	200	180	165	150	140	130	120	110	105	95	90	85
			470	425	385	350	320	290	270	250	230	215	200	185	175	160
				905	820	745	680	625	575	530	490	454	425	395	370	350
1035	1085	1135	1185	1235	1285	1335	1385	1435	1485	1535	1585	1635	1685	1735	1785	1835
950	1000	1050	1100	1150	1200	1250	1300	1350	1400	1450	1500	1550	1600	1650	1700	1750
900	1000	1000	1100	1100	1200	1200	1300	1300	1400	1400	1500	1500	1600	1600	1700	1700
50	0	50	0	50	0	50	0	50	0	50	0	50	0	50	0	50
11	11	12	12	13	13	14	14	15	15	16	16	17	17	18	18	19
19.2	20.0	20.8	21.6	22.4	23.2	24.0	24.8	25.6	26.4	27.2	28.0	28.8	29.6	30.4	31.3	32.1

SAS15

AL COVER [좌,우] 병렬형 (400W)

외형도

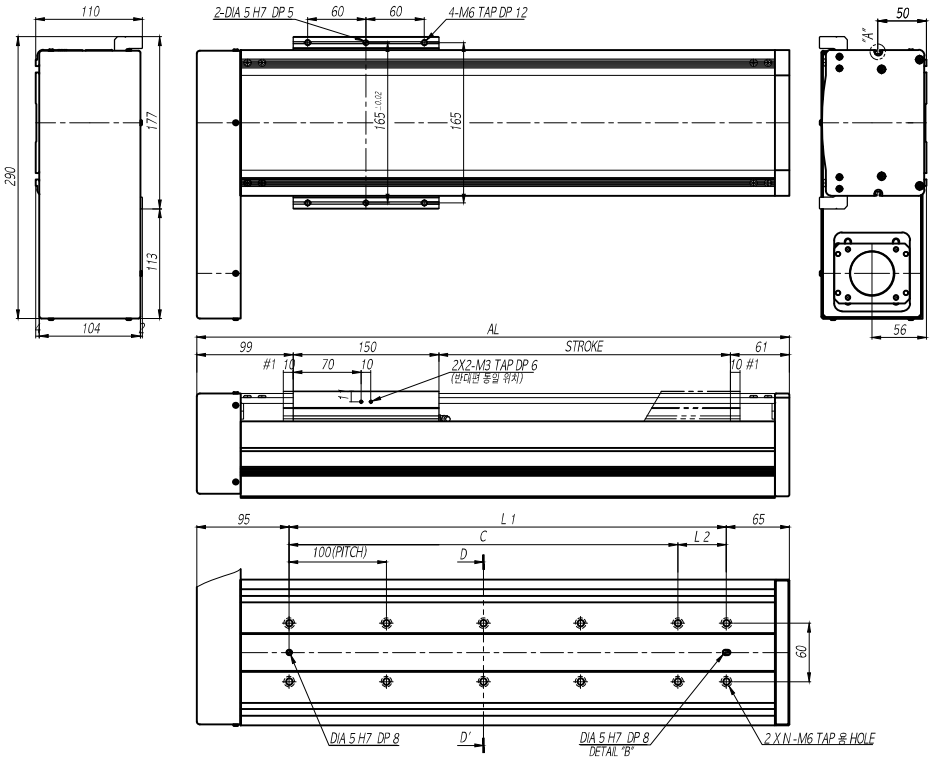

스트로크[mm] (최대스트로크)			0100 (0120)	0150 (0170)	0200 (0220)	0250 (0270)	0300 (0320)	0350 (0370)	0400 (0420)	0450 (0470)	0500 (0520)	0550 (0570)	0600 (0620)	0650 (0670)
최고속도 [mm/s]	볼나사리드	05mm	250											
		10mm	500											
		20mm	1000											
치수 [mm]	AL		410	460	510	560	610	660	710	760	810	860	910	960
	L1		250	300	350	400	450	500	550	600	650	700	750	800
	C		200	300	300	400	400	500	500	600	600	700	700	800
	L2		50	0	50	0	50	0	50	0	50	0	50	0
취부홀 개수	N		4	4	5	5	6	6	7	7	8	8	9	9
본체 중량 [kgf]			11.4	12.2	13.0	13.8	14.6	15.4	16.2	17.0	17.8	18.6	19.4	20.3

#1 기계 여유 스트로크이며 최대기계 스트로크입니다.

상세도

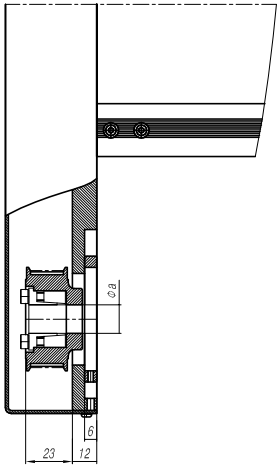

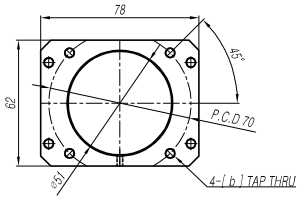

* MOTOR FLANGE 부 상세도

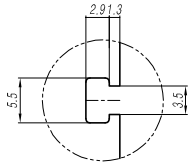

DETAIL "A" (SC : 1/4)
베이스 T-SLOT 상세도

옵션	a	b
A	14H7	M5
B	11H7	M4

모터 취부 치수표

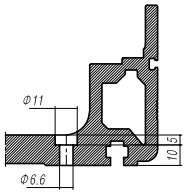

단면 D-D'
베이스 취부 HOLE 상세도

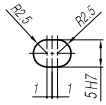

DETAIL "B" (SC : 1/4)
베이스 PIN HOLE 상세도

모터측

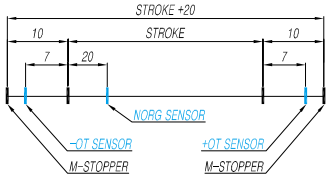

* 스트로크 개념도 *
(표준센서 : EE-SX674 사용시)

0700 (0720)	0750 (0770)	0800 (0820)	0850 (0870)	0900 (0920)	0950 (0970)	1000 (1020)	1050 (1070)	1100 (1120)	1150 (1170)	1200 (1220)	1250 (1270)	1300 (1320)	1350 (1370)	1400 (1420)	1450 (1470)	1500 (1520)
			245	220	200	180	165	150	140	130	120	110	105	95	90	85
			470	425	385	350	320	290	270	250	230	215	200	185	175	160
				905	820	745	680	625	575	530	490	454	425	395	370	350
1010	1060	1110	1160	1210	1260	1310	1360	1410	1460	1510	1560	1610	1660	1710	1760	1810
850	900	950	1000	1050	1100	1150	1200	1250	1300	1350	1400	1450	1500	1550	1600	1650
800	900	900	1000	1000	1100	1100	1200	1200	1300	1300	1400	1400	1500	1500	1600	1600
50	0	50	0	50	0	50	0	50	0	50	0	50	0	50	0	50
10	10	11	11	12	12	13	13	14	14	15	15	16	16	17	17	18
21.1	21.9	22.7	23.5	24.3	25.1	25.9	26.7	27.5	28.3	29.1	29.9	30.7	31.6	32.4	33.2	34.0

SAS15

AL COVER [하] 병렬형 (400W)

외형도

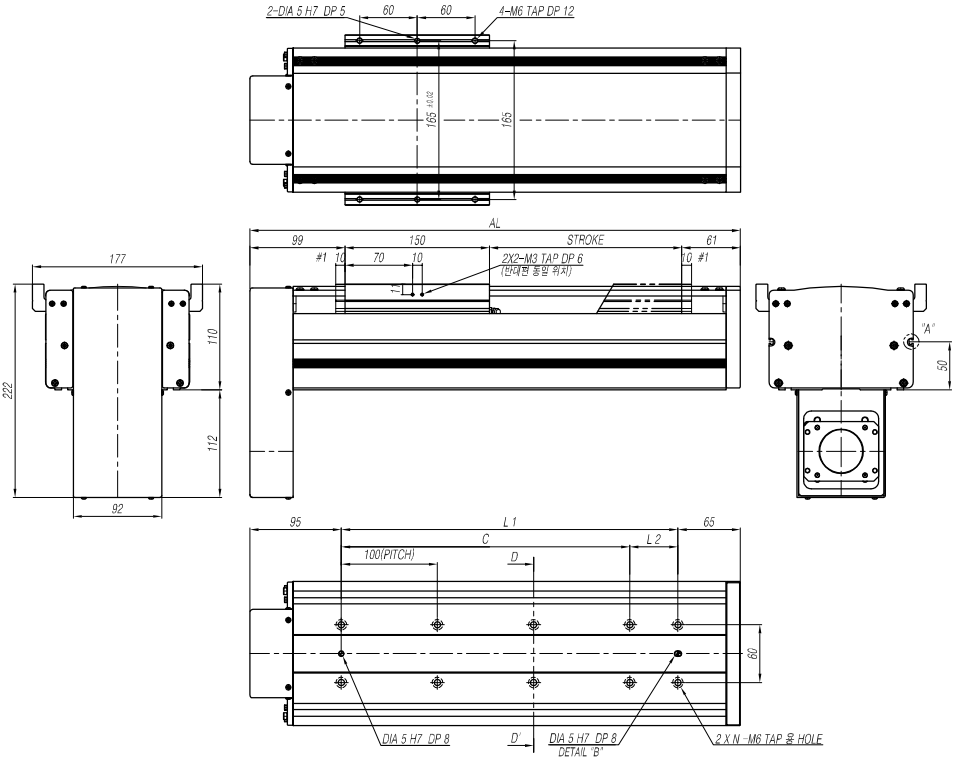

스트로크[mm] (최대스트로크)			0100 (0120)	0150 (0170)	0200 (0220)	0250 (0270)	0300 (0320)	0350 (0370)	0400 (0420)	0450 (0470)	0500 (0520)	0550 (0570)	0600 (0620)	0650 (0670)
최고속도 [mm/s]	볼나사리드	05mm	250											
		10mm	500											
		20mm	1000											
치수 [mm]	AL		410	460	510	560	610	660	710	760	810	860	910	960
	L1		250	300	350	400	450	500	550	600	650	700	750	800
	C		200	300	300	400	400	500	500	600	600	700	700	800
	L2		50	0	50	0	50	0	50	0	50	0	50	0
취부홀 개수	N		4	4	5	5	6	6	7	7	8	8	9	9
본체 중량 [kgf]			11.4	12.2	13.0	13.8	14.6	15.4	16.2	17.0	17.8	18.6	19.4	20.3

#1 기계 여유 스트로크이며 최대기계 스트로크입니다.

상세도

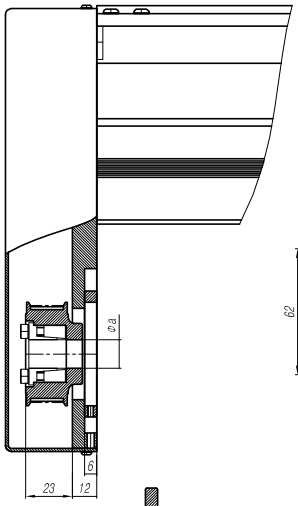

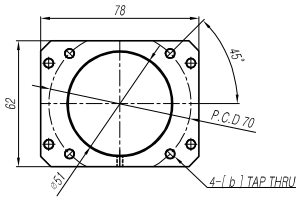

* MOTOR FLANGE 부 상세도

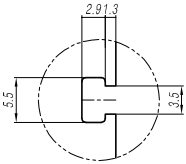

DETAIL "A" (SC : 1/4)
베이스 T-SLOT 상세도

옵션	a	b
A	14H7	M5
B	11H7	M4

모터 취부 치수표

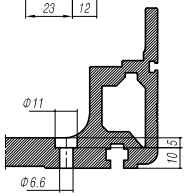

단면 D-D'
베이스 취부 HOLE 상세도

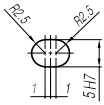

DETAIL "B" (SC : 1/4)
베이스 PIN HOLE 상세도

모터측

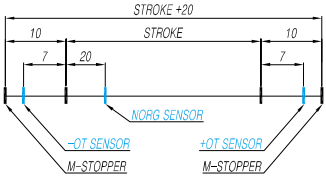

* 스트로크 개념도 *
(표준센서 : EE-SX674 사용시)

0700 (0720)	0750 (0770)	0800 (0820)	0850 (0870)	0900 (0920)	0950 (0970)	1000 (1020)	1050 (1070)	1100 (1120)	1150 (1170)	1200 (1220)	1250 (1270)	1300 (1320)	1350 (1370)	1400 (1420)	1450 (1470)	1500 (1520)
			245	220	200	180	165	150	140	130	120	110	105	95	90	85
			470	425	385	350	320	290	270	250	230	215	200	185	175	160
				905	820	745	680	625	575	530	490	454	425	395	370	350
1010	1060	1110	1160	1210	1260	1310	1360	1410	1460	1510	1560	1610	1660	1710	1760	1810
850	900	950	1000	1050	1100	1150	1200	1250	1300	1350	1400	1450	1500	1550	1600	1650
800	900	900	1000	1000	1100	1100	1200	1200	1300	1300	1400	1400	1500	1500	1600	1600
50	0	50	0	50	0	50	0	50	0	50	0	50	0	50	0	50
10	10	11	11	12	12	13	13	14	14	15	15	16	16	17	17	18
21.1	21.9	22.7	23.5	24.3	25.1	25.9	26.7	27.5	28.3	29.1	29.9	30.7	31.6	32.4	33.2	34.0

SAS15

PC COVER & 그리스 배관 직렬형 (400W)

외형도

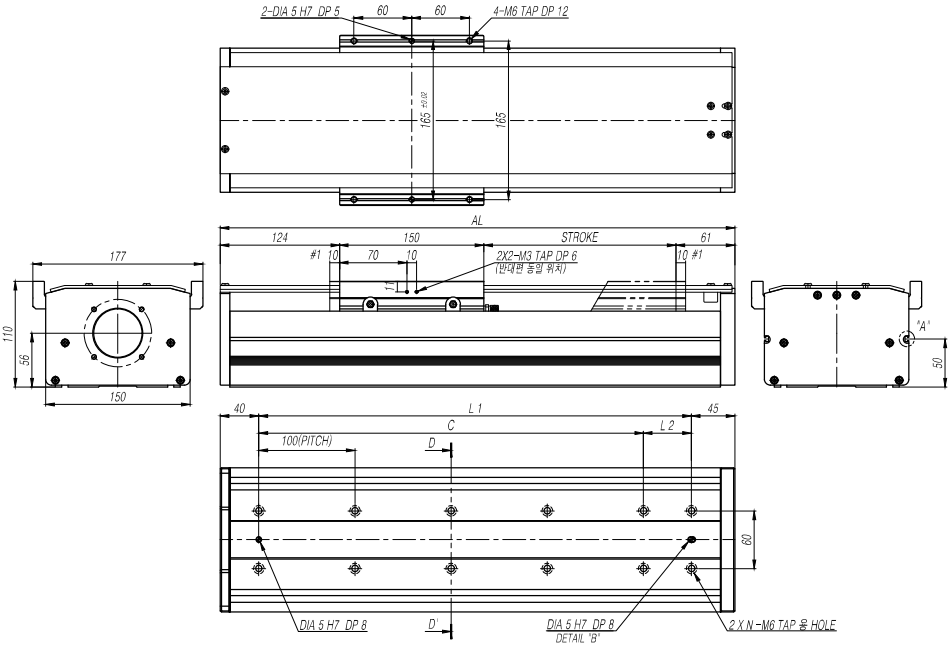

스트로크[mm] (최대스트로크)			0100 (0120)	0150 (0170)	0200 (0220)	0250 (0270)	0300 (0320)	0350 (0370)	0400 (0420)	0450 (0470)	0500 (0520)	0550 (0570)	0600 (0620)	0650 (0670)
최고속도 [mm/s]	볼나사리드	05mm	250											
		10mm	500											
		20mm	1000											
치수 [mm]	AL		435	485	535	585	635	685	735	785	835	885	935	985
	L1		350	400	450	500	550	600	650	700	750	800	850	900
	C		300	400	400	500	500	600	600	700	700	800	800	900
	L2		50	0	50	0	50	0	50	0	50	0	50	0
취부홀 개수	N		5	5	6	6	7	7	8	8	9	9	10	10
본체 중량 [kgf]			9.0	9.8	10.5	11.3	12.0	12.8	13.6	14.3	15.1	15.8	16.6	17.4

#1 기계 여유 스트로크이며 최대기계 스트로크입니다.

상세도

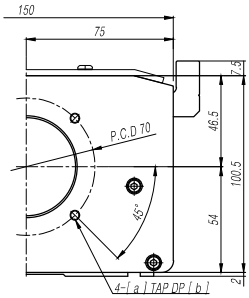

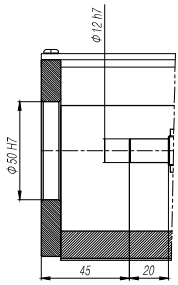

모터 취부 치수표

옵션	a	b
A	M5	10
B	M4	8

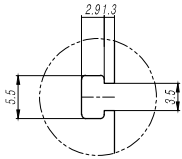

DETAIL "A" (SC : 1/4)
베이스 T-SLOT 상세도

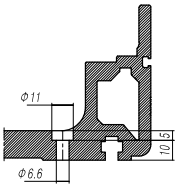

단면 D-D'
베이스 취부 HOLE 상세도

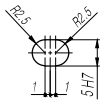

DETAIL "B" (SC : 1/4)
베이스 PIN HOLE 상세도

모터측

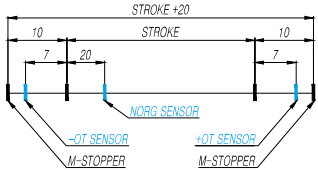

* 스트로크 개념도 *
(표준센서 : EE-SX674 사용시)

0700 (0720)	0750 (0770)	0800 (0820)	0850 (0870)	0900 (0920)	0950 (0970)	1000 (1020)	1050 (1070)	1100 (1120)	1150 (1170)	1200 (1220)	1250 (1270)	1300 (1320)	1350 (1370)	1400 (1420)	1450 (1470)	1500 (1520)
			245	220	200	180	165	150	140	130	120	110	105	95	90	85
			470	425	385	350	320	290	270	250	230	215	200	185	175	160
				905	820	745	680	625	575	530	490	454	425	395	370	350
1035	1085	1135	1185	1235	1285	1335	1385	1435	1485	1535	1585	1635	1685	1735	1785	1835
950	1000	1050	1100	1150	1200	1250	1300	1350	1400	1450	1500	1550	1600	1650	1700	1750
900	1000	1000	1100	1100	1200	1200	1300	1300	1400	1400	1500	1500	1600	1600	1700	1700
50	0	50	0	50	0	50	0	50	0	50	0	50	0	50	0	50
11	11	12	12	13	13	14	14	15	15	16	16	17	17	18	18	19
18.1	18.9	19.6	20.4	21.1	21.9	22.7	23.4	24.2	24.9	25.7	26.5	27.2	28.0	28.7	29.5	30.2

SAS15

PC COVER & 그리스 배관 [좌,우] 병렬형 (400W)

외형도

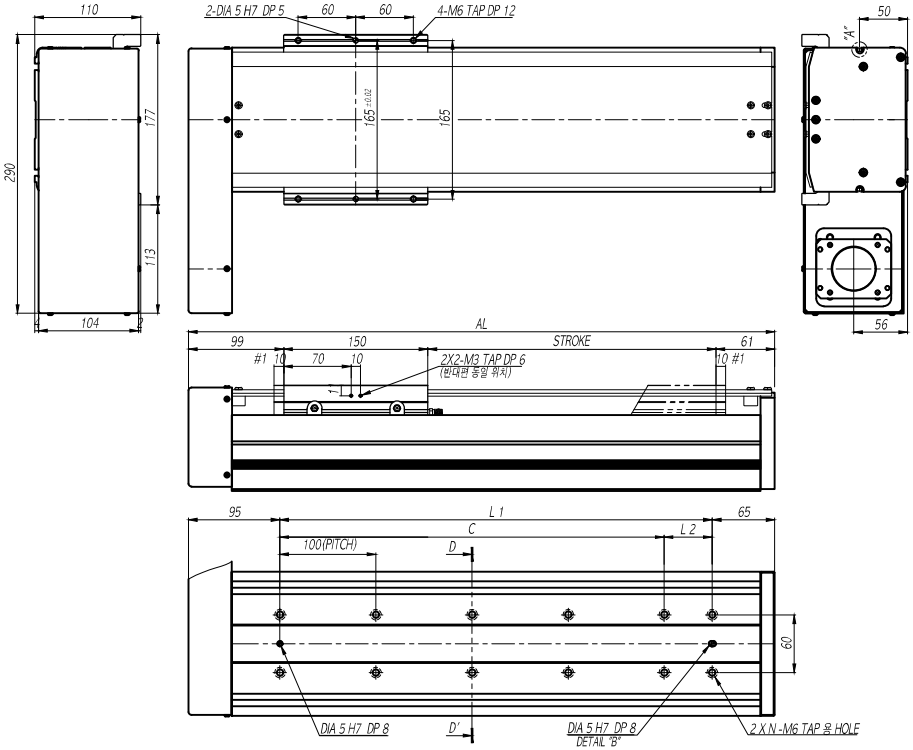

스트로크[mm] (최대스트로크)			0100 (0120)	0150 (0170)	0200 (0220)	0250 (0270)	0300 (0320)	0350 (0370)	0400 (0420)	0450 (0470)	0500 (0520)	0550 (0570)	0600 (0620)	0650 (0670)
최고속도 [mm/s]	볼나사리드	05mm	250											
		10mm	500											
		20mm	1000											
치수 [mm]	AL		410	460	510	560	610	660	710	760	810	860	910	960
	L1		250	300	350	400	450	500	550	600	650	700	750	800
	C		200	300	300	400	400	500	500	600	600	700	700	800
	L2		50	0	50	0	50	0	50	0	50	0	50	0
취부홀 개수	N		4	4	5	5	6	6	7	7	8	8	9	9
본체 중량 [kgf]			11.1	11.8	12.5	13.6	14.0	14.9	15.6	16.4	17.2	17.9	18.7	19.4

#1 기계 여유 스트로크이며 최대기계 스트로크입니다.

상세도

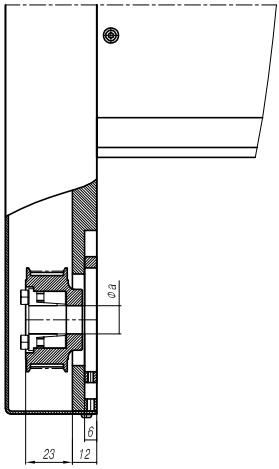

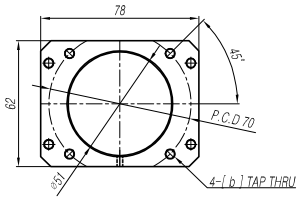

* MOTOR FLANGE 부 상세도

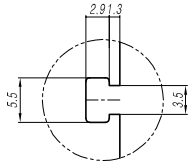

DETAIL "A" (SC : 1/4)
베이스 T-SLOT 상세도

옵션	a	b
A	14H7	M5
B	11H7	M4

모터 취부 치수표

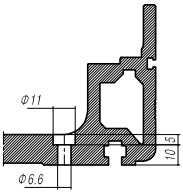

단면 D-D'
베이스 취부 HOLE 상세도

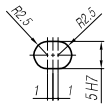

DETAIL "B" (SC : 1/4)
베이스 PIN HOLE 상세도

모터측

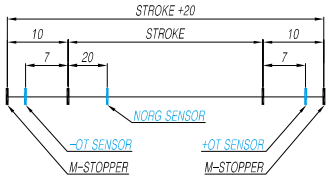

* 스트로크 개념도 *
(표준센서 : EE-SX674 사용시)

0700 (0720)	0750 (0770)	0800 (0820)	0850 (0870)	0900 (0920)	0950 (0970)	1000 (1020)	1050 (1070)	1100 (1120)	1150 (1170)	1200 (1220)	1250 (1270)	1300 (1320)	1350 (1370)	1400 (1420)	1450 (1470)	1500 (1520)
			245	220	200	180	165	150	140	130	120	110	105	95	90	85
			470	425	385	350	320	290	270	250	230	215	200	185	175	160
				905	820	745	680	625	575	530	490	454	425	395	370	350
1010	1060	1110	1160	1210	1260	1310	1360	1410	1460	1510	1560	1610	1660	1710	1760	1810
850	900	950	1000	1050	1100	1150	1200	1250	1300	1350	1400	1450	1500	1550	1600	1650
800	900	900	1000	1000	1100	1100	1200	1200	1300	1300	1400	1400	1500	1500	1600	1600
50	0	50	0	50	0	50	0	50	0	50	0	50	0	50	0	50
10	10	11	11	12	12	13	13	14	14	15	15	16	16	17	17	18
20.2	21.0	21.7	22.5	23.2	24.0	24.8	25.5	26.3	27.0	27.8	28.6	29.3	30.1	30.8	31.6	32.4

SAS15

PC COVER & 그리스 배관 [하] 병렬형 (400W)

외형도

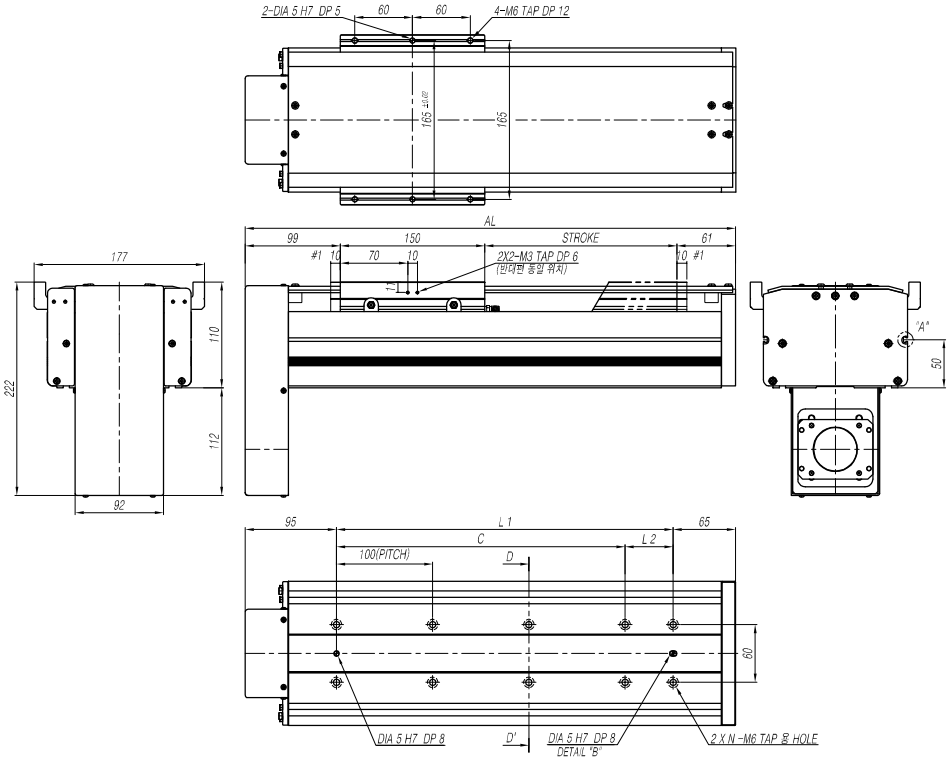

스트로크[mm] (최대스트로크)			0100 (0120)	0150 (0170)	0200 (0220)	0250 (0270)	0300 (0320)	0350 (0370)	0400 (0420)	0450 (0470)	0500 (0520)	0550 (0570)	0600 (0620)	0650 (0670)
최고속도 [mm/s]	볼나사리드	05mm	250											
		10mm	500											
		20mm	1000											
치수 [mm]	AL		410	460	510	560	610	660	710	760	810	860	910	960
	L1		250	300	350	400	450	500	550	600	650	700	750	800
	C		200	300	300	400	400	500	500	600	600	700	700	800
	L2		50	0	50	0	50	0	50	0	50	0	50	0
취부홀 개수	N		4	4	5	5	6	6	7	7	8	8	9	9
본체 중량 [kgf]			11.1	11.8	12.5	13.6	14.0	14.9	15.6	16.4	17.2	17.9	18.7	19.4

#1 기계 여유 스트로크이며 최대기계 스트로크입니다.

상세도

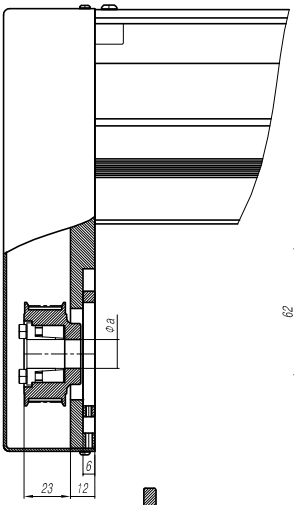

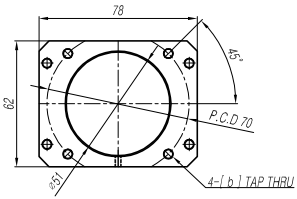

* MOTOR FLANGE 부 상세도

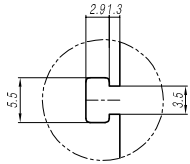

DETAIL "A" (SC : 1/4)
베이스 T-SLOT 상세도

옵션	a	b
A	14H7	M5
B	11H7	M4

모터 취부 치수표

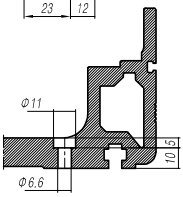

단면 D-D'
베이스 취부 HOLE 상세도

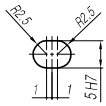

DETAIL "B" (SC : 1/4)
베이스 PIN HOLE 상세도

모터축

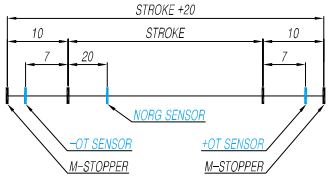

* 스트로크 개념도 *
(표준센서 : EE-SX674 사용시)

0700 (0720)	0750 (0770)	0800 (0820)	0850 (0870)	0900 (0920)	0950 (0970)	1000 (1020)	1050 (1070)	1100 (1120)	1150 (1170)	1200 (1220)	1250 (1270)	1300 (1320)	1350 (1370)	1400 (1420)	1450 (1470)	1500 (1520)
			245	220	200	180	165	150	140	130	120	110	105	95	90	85
			470	425	385	350	320	290	270	250	230	215	200	185	175	160
				905	820	745	680	625	575	530	490	454	425	395	370	350
1010	1060	1110	1160	1210	1260	1310	1360	1410	1460	1510	1560	1610	1660	1710	1760	1810
850	900	950	1000	1050	1100	1150	1200	1250	1300	1350	1400	1450	1500	1550	1600	1650
800	900	900	1000	1000	1100	1100	1200	1200	1300	1300	1400	1400	1500	1500	1600	1600
50	0	50	0	50	0	50	0	50	0	50	0	50	0	50	0	50
10	10	11	11	12	12	13	13	14	14	15	15	16	16	17	17	18
20.2	21.0	21.7	22.5	23.2	24.0	24.8	25.5	26.3	27.0	27.8	28.6	29.3	30.1	30.8	31.6	32.4

SAS18

AL COVER 직렬형 (750W)

외형도

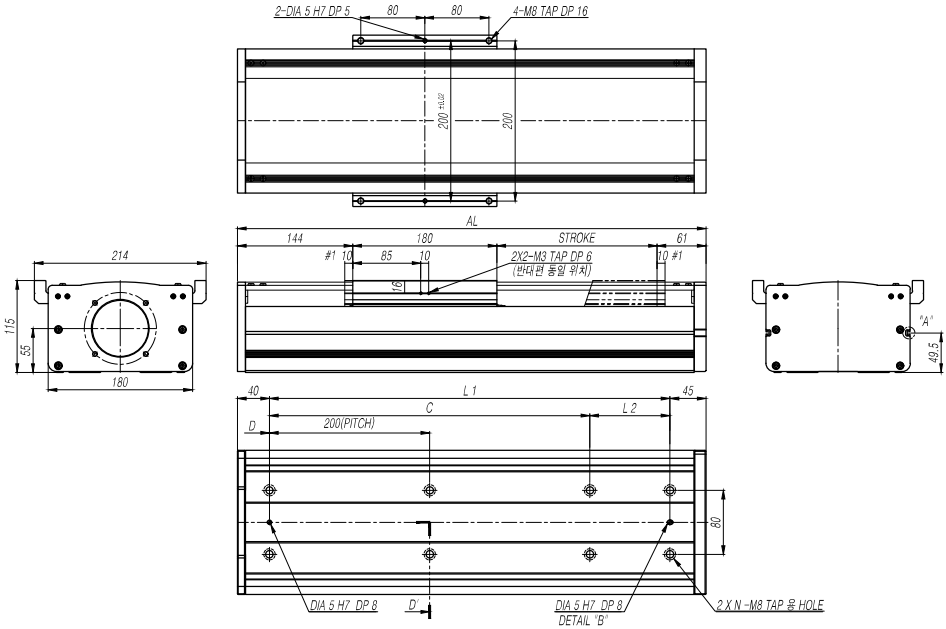

스트로크[mm] (최대스트로크)			0100 (0120)	0150 (0170)	0200 (0220)	0250 (0270)	0300 (0320)	0350 (0370)	0400 (0420)	0450 (0470)	0500 (0520)	0550 (0570)	0600 (0620)	0650 (0670)
최고속도 [mm/s]	볼나사리드	05mm	250											
		10mm	500											
		20mm	1000											
치수 [mm]	AL		485	535	585	635	685	735	785	835	885	935	985	1035
	L1		400	450	500	550	600	650	700	750	800	850	900	950
	C		400	400	400	400	600	600	600	600	800	800	800	800
	L2		0	50	100	150	0	50	100	150	0	50	100	150
취부홀 개수	N		3	4	4	4	4	5	5	5	5	6	6	6
본체 중량 [kgf]			13.9	15.0	16.1	17.2	18.3	19.4	20.5	21.6	22.7	23.8	24.9	26.0

#1 기계 여유 스트로크이며 최대기계 스트로크입니다.

상세도

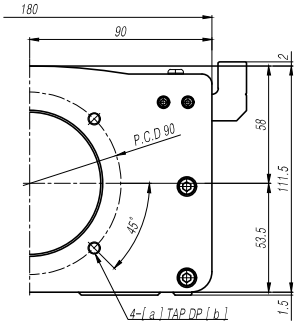

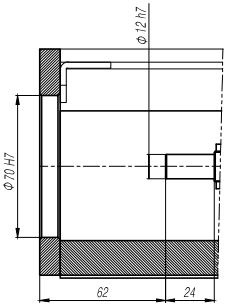

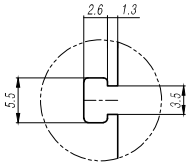

DETAIL "A"
베이스 T-SLOT 상세도

옵션	a	b
A	M6	10
B	M5	10

모터 취부 치수표

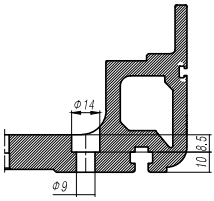

단면 D-D'
베이스 취부 TAP 상세도

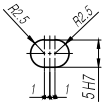

DETAIL "B"
베이스 PIN HOLE 상세도

모터측

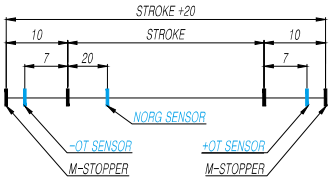

* 스트로크 개념도 *
(표준센서 : EE-SX674 사용시)

0700 (0720)	0750 (0770)	0800 (0820)	0850 (0870)	0900 (0920)	0950 (0970)	1000 (1020)	1050 (1070)	1100 (1120)	1150 (1170)	1200 (1220)	1250 (1270)	1300 (1320)	1350 (1370)	1400 (1420)	1450 (1470)	1500 (1520)
			245	220	200	180	165	150	140	130	120	110	105	95	90	85
			470	425	385	350	320	290	270	250	230	215	200	185	175	160
				905	820	745	680	625	575	530	490	455	425	395	370	350
1085	1135	1185	1235	1285	1335	1385	1435	1485	1535	1585	1635	1685	1735	1785	1835	1885
1000	1050	1100	1150	1200	1250	1300	1350	1400	1450	1500	1550	1600	1650	1700	1750	1800
1000	1000	1000	1000	1200	1200	1200	1200	1400	1400	1400	1400	1600	1600	1600	1600	1800
0	50	100	150	0	50	100	150	0	50	100	150	0	50	100	150	0
6	7	7	7	7	8	8	8	8	9	9	9	9	10	10	10	10
27.1	28.2	29.3	30.4	31.5	32.6	33.7	34.8	36.0	37.1	38.2	39.3	40.4	41.5	42.6	43.7	44.8

SAS18

AL COVER [좌,우] 병렬형 (750W)

외형도

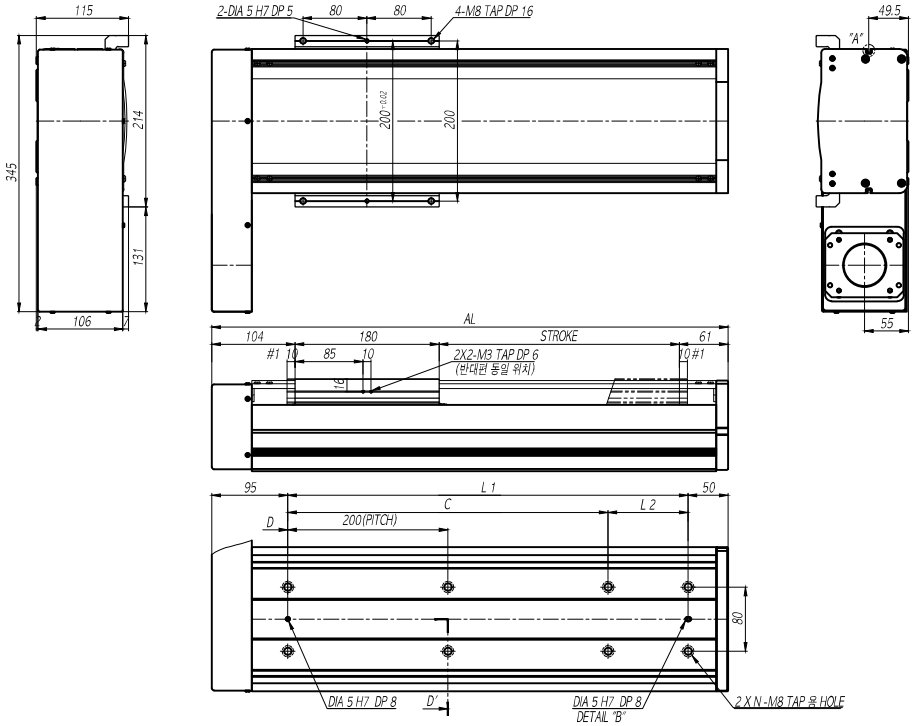

스트로크[mm] (최대스트로크)			0100 (0120)	0150 (0170)	0200 (0220)	0250 (0270)	0300 (0320)	0350 (0370)	0400 (0420)	0450 (0470)	0500 (0520)	0550 (0570)	0600 (0620)	0650 (0670)
최고속도 [mm/s]	볼나사리드	05mm	250											
		10mm	500											
		20mm	1000											
치수 [mm]	AL		445	495	545	595	645	695	745	795	845	895	945	995
	L1		300	350	400	450	500	550	600	650	700	750	800	850
	C		200	200	400	400	400	400	600	600	600	600	800	800
	L2		100	150	0	50	100	150	0	50	100	150	0	50
취부홀 개수	N		3	3	3	4	4	4	4	5	5	5	5	6
본체 중량 [kgf]			15.9	17.0	18.1	19.2	20.3	21.4	22.5	23.6	24.7	25.8	26.9	28.0

#1 기계 여유 스트로크이며 최대기계 스트로크입니다.

상세도

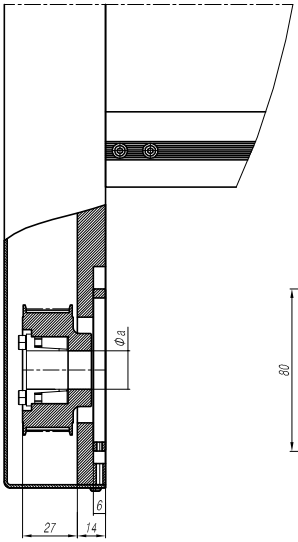

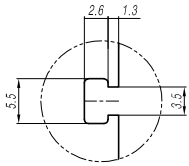

DETAIL "A"
베이스 T-SLOT 상세도

MOTOR FLANGE 부 상세도

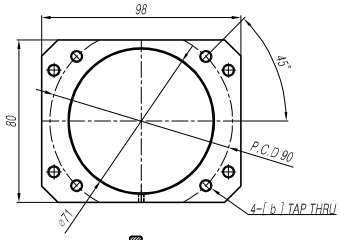

옵션	a	b
A	19	M6
B	19	M5

모터 취부 치수표

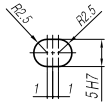

DETAIL "B"
베이스 PIN HOLE 상세도

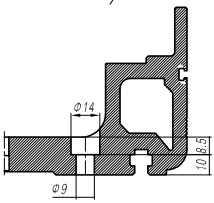

단면 D-D'
베이스 취부 TAP 상세도

모터측

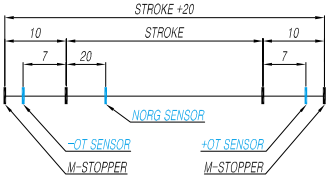

* 스트로크 개념도 *
(표준센서 : EE-SX674 사용시)

0700 (0720)	0750 (0770)	0800 (0820)	0850 (0870)	0900 (0920)	0950 (0970)	1000 (1020)	1050 (1070)	1100 (1120)	1150 (1170)	1200 (1220)	1250 (1270)	1300 (1320)	1350 (1370)	1400 (1420)	1450 (1470)	1500 (1520)
			245	220	200	180	165	150	140	130	120	110	105	95	90	85
			470	425	385	350	320	290	270	250	230	215	200	185	175	160
				905	820	745	680	625	575	530	490	455	425	395	370	350
1045	1095	1145	1195	1245	1295	1345	1395	1445	1495	1545	1595	1645	1695	1745	1795	1845
900	950	1000	1050	1100	1150	1200	1250	1300	1350	1400	1450	1500	1550	1600	1650	1700
800	800	1000	1000	1000	1000	1200	1200	1200	1200	1400	1400	1400	1400	1600	1600	1600
100	150	0	50	100	150	0	50	100	150	0	50	100	150	0	50	100
6	6	6	7	7	7	7	8	8	8	8	9	9	9	9	10	10
29.1	30.2	31.3	32.4	33.5	34.6	35.7	36.8	37.9	39.0	40.1	41.2	42.3	43.4	44.5	45.6	46.7

SAS18

AL COVER [하] 병렬형 (750W)

외형도

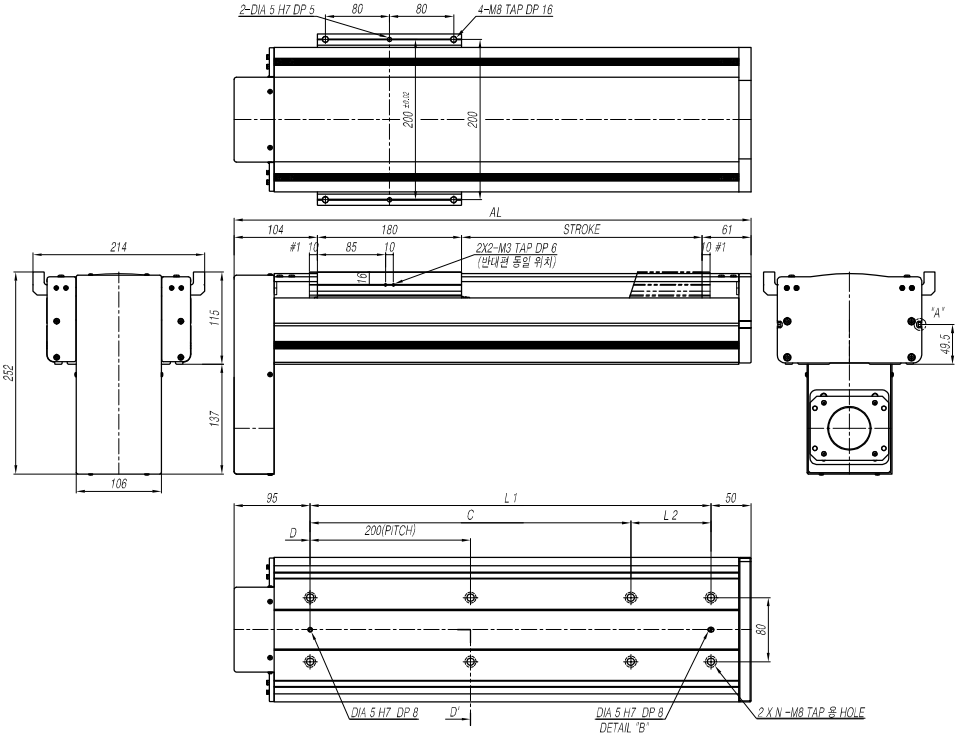

스트로크[mm] (최대스트로크)			0100 (0120)	0150 (0170)	0200 (0220)	0250 (0270)	0300 (0320)	0350 (0370)	0400 (0420)	0450 (0470)	0500 (0520)	0550 (0570)	0600 (0620)	0650 (0670)
최고속도 [mm/s]	볼나사리드	05mm	250											
		10mm	500											
		20mm	1000											
치수 [mm]	AL		445	495	545	595	645	695	745	795	845	895	945	995
	L1		300	350	400	450	500	550	600	650	700	750	800	850
	C		200	200	400	400	400	400	600	600	600	600	800	800
	L2		100	150	0	50	100	150	0	50	100	150	0	50
취부홀 개수	N		3	3	3	4	4	4	4	5	5	5	5	6
본체 중량 [kgf]			15.9	17.0	18.1	19.2	20.3	21.4	22.5	23.6	24.7	25.8	26.9	28.0

#1 기계 여유 스트로크이며 최대기계 스트로크입니다.

상세도

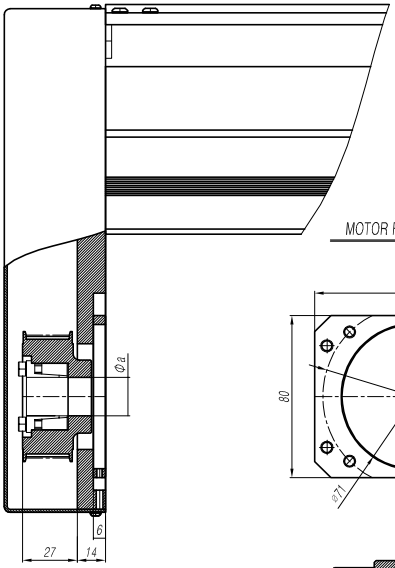

MOTOR FLANGE 부 상세도

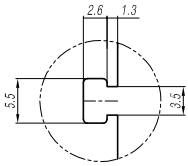

DETAIL "A"
베이스 T-SLOT 상세도

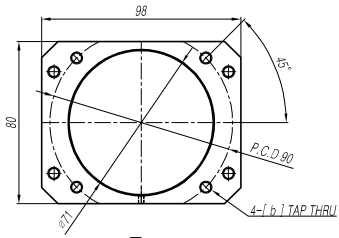

옵션	a	b
A	19	M6
B	19	M5

모터 취부 치수표

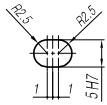

DETAIL "B"
베이스 PIN HOLE 상세도

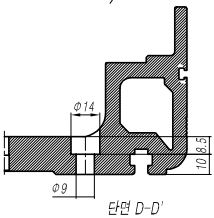

단면 D-D'
베이스 취부 TAP 상세도

모터축

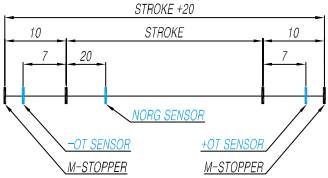

* 스트로크 개념도 *
(표준센서 : EE-SX674 사용시)

0700 (0720)	0750 (0770)	0800 (0820)	0850 (0870)	0900 (0920)	0950 (0970)	1000 (1020)	1050 (1070)	1100 (1120)	1150 (1170)	1200 (1220)	1250 (1270)	1300 (1320)	1350 (1370)	1400 (1420)	1450 (1470)	1500 (1520)
			245	220	200	180	165	150	140	130	120	110	105	95	90	85
			470	425	385	350	320	290	270	250	230	215	200	185	175	160
				905	820	745	680	625	575	530	490	455	425	395	370	350
1045	1095	1145	1195	1245	1295	1345	1395	1445	1495	1545	1595	1645	1695	1745	1795	1845
900	950	1000	1050	1100	1150	1200	1250	1300	1350	1400	1450	1500	1550	1600	1650	1700
800	800	1000	1000	1000	1000	1200	1200	1200	1200	1400	1400	1400	1400	1600	1600	1600
100	150	0	50	100	150	0	50	100	150	0	50	100	150	0	50	100
6	6	6	7	7	7	7	8	8	8	8	9	9	9	9	10	10
29.1	30.2	31.3	32.4	33.5	34.6	35.7	36.8	37.9	39.0	40.1	41.2	42.3	43.4	44.5	45.6	46.7

SAS18

PC COVER & 그리스 배관 직렬형 (750W)

외형도

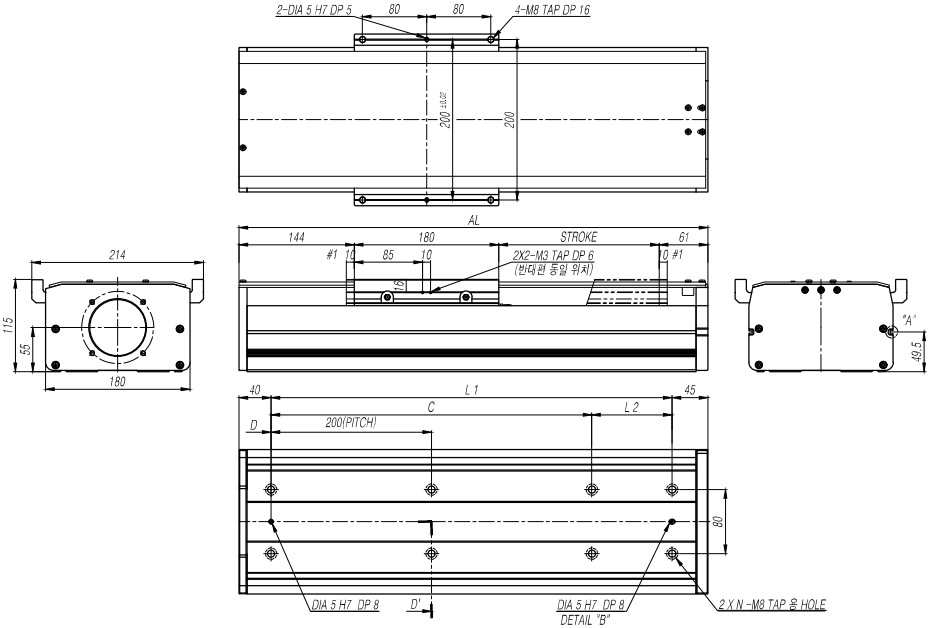

스트로크[mm] (최대스트로크)			0100 (0120)	0150 (0170)	0200 (0220)	0250 (0270)	0300 (0320)	0350 (0370)	0400 (0420)	0450 (0470)	0500 (0520)	0550 (0570)	0600 (0620)	0650 (0670)
최고속도 [mm/s]	볼나사리드	05mm	250											
		10mm	500											
		20mm	1000											
치수 [mm]	AL		485	535	585	635	685	735	785	835	885	935	985	1035
	L1		400	450	500	550	600	650	700	750	800	850	900	950
	C		400	400	400	400	600	600	600	600	800	800	800	800
	L2		0	50	100	150	0	50	100	150	0	50	100	150
취부홀 개수	N		3	4	4	4	4	5	5	5	5	6	6	6
본체 중량 [kgf]			13.3	14.3	15.4	16.4	17.5	18.5	19.6	20.6	21.7	22.7	23.8	24.8

#1 기계 여유 스트로크이며 최대기계 스트로크입니다.

상세도

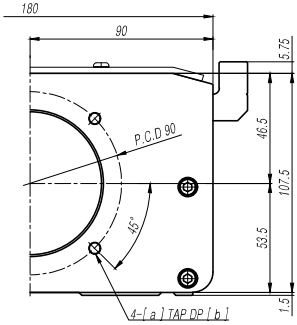

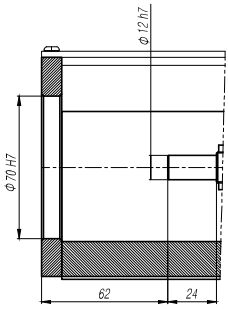

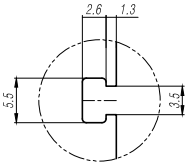

DETAIL "A"
베이스 T-SLOT 상세도

옵션	a	b
A	M6	10
B	M5	10

모터 취부 치수표

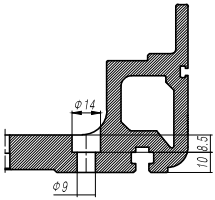

단면 D-D'
베이스 취부 TAP 상세도

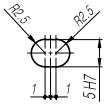

DETAIL "B"
베이스 PIN HOLE 상세도

모터측

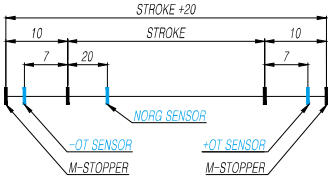

* 스트로크 개념도 *
(표준센서 : EE-SX674 사용시)

0700 (0720)	0750 (0770)	0800 (0820)	0850 (0870)	0900 (0920)	0950 (0970)	1000 (1020)	1050 (1070)	1100 (1120)	1150 (1170)	1200 (1220)	1250 (1270)	1300 (1320)	1350 (1370)	1400 (1420)	1450 (1470)	1500 (1520)
			245	220	200	180	165	150	140	130	120	110	105	95	90	85
			470	425	385	350	320	290	270	250	230	215	200	185	175	160
				905	820	745	680	625	575	530	490	455	425	395	370	350
1085	1135	1185	1235	1285	1335	1385	1435	1485	1535	1585	1635	1685	1735	1785	1835	1885
1000	1050	1100	1150	1200	1250	1300	1350	1400	1450	1500	1550	1600	1650	1700	1750	1800
1000	1000	1000	1000	1200	1200	1200	1200	1400	1400	1400	1400	1600	1600	1600	1600	1800
0	50	100	150	0	50	100	150	0	50	100	150	0	50	100	150	0
6	7	7	7	7	8	8	8	8	9	9	9	9	10	10	10	10
25.8	26.9	27.9	29.0	30.0	31.1	32.1	33.2	34.2	35.3	36.3	37.3	38.4	39.4	40.5	41.5	42.6

SAS18

PC COVER & 그리스 배관 [좌,우]병렬형 (750W)

외형도

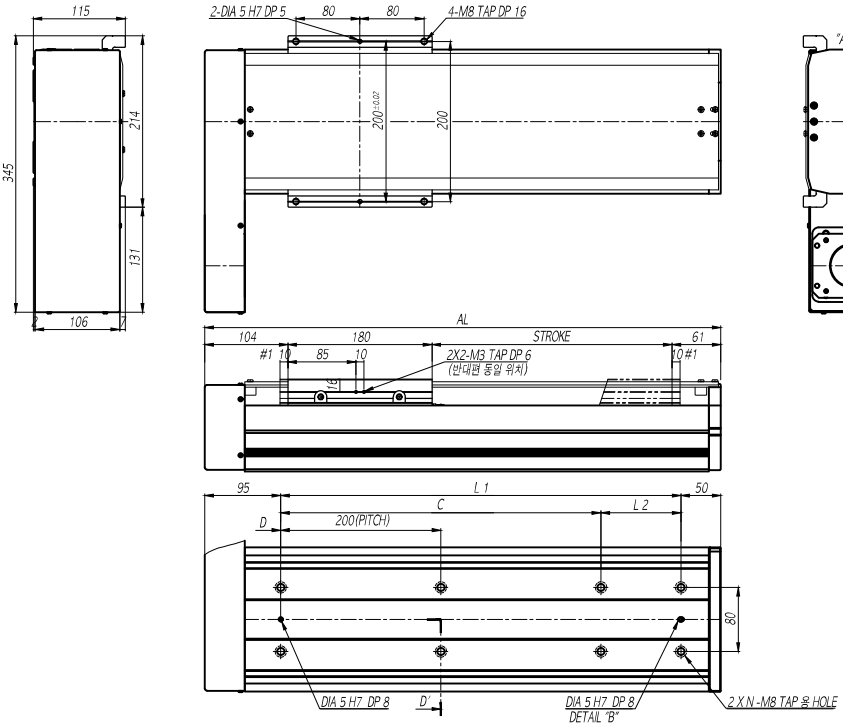

스트로크[mm] (최대스트로크)			0100 (0120)	0150 (0170)	0200 (0220)	0250 (0270)	0300 (0320)	0350 (0370)	0400 (0420)	0450 (0470)	0500 (0520)	0550 (0570)	0600 (0620)	0650 (0670)
최고속도 [mm/s]	볼나사리드	05mm	250											
		10mm	500											
		20mm	1000											
치수 [mm]	AL		445	495	545	595	645	695	745	795	845	895	945	995
	L1		300	350	400	450	500	550	600	650	700	750	800	850
	C		200	200	400	400	400	400	600	600	600	600	800	800
	L2		100	150	0	50	100	150	0	50	100	150	0	50
취부홀 개수	N		3	3	3	4	4	4	4	5	5	5	5	6
본체 중량 [kgf]			15.4	16.4	17.5	18.5	19.6	20.6	21.7	22.7	23.7	24.8	25.8	26.9

#1 기계 여유 스트로크이며 최대기계 스트로크입니다.

상세도

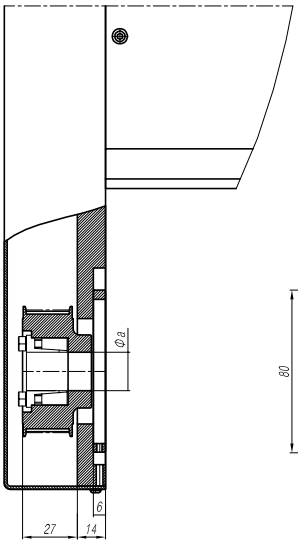

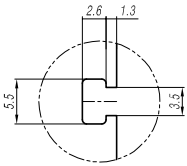

DETAIL "A"
베이스 T-SLOT 상세도

MOTOR FLANGE 부 상세도

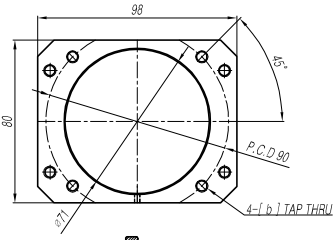

옵션	a	b
A	19	M6
B	19	M5

모터 취부 치수표

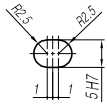

DETAIL "B"
베이스 PIN HOLE 상세도

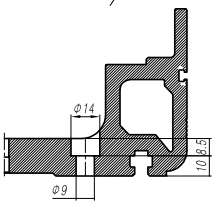

단면 D-D'
베이스 취부 TAP 상세도

모터측

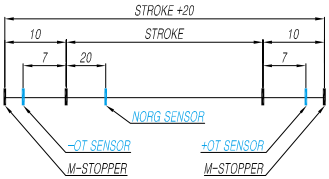

* 스트로크 개념도 *
(표준센서 : EE-SX674 사용시)

0700 (0720)	0750 (0770)	0800 (0820)	0850 (0870)	0900 (0920)	0950 (0970)	1000 (1020)	1050 (1070)	1100 (1120)	1150 (1170)	1200 (1220)	1250 (1270)	1300 (1320)	1350 (1370)	1400 (1420)	1450 (1470)	1500 (1520)
			245	220	200	180	165	150	140	130	120	110	105	95	90	85
			470	425	385	350	320	290	270	250	230	215	200	185	175	160
				905	820	745	680	625	575	530	490	455	425	395	370	350
1045	1095	1145	1195	1245	1295	1345	1395	1445	1495	1545	1595	1645	1695	1745	1795	1845
900	950	1000	1050	1100	1150	1200	1250	1300	1350	1400	1450	1500	1550	1600	1650	1700
800	800	1000	1000	1000	1000	1200	1200	1200	1200	1400	1400	1400	1400	1600	1600	1600
100	150	0	50	100	150	0	50	100	150	0	50	100	150	0	50	100
6	6	6	7	7	7	7	8	8	8	8	9	9	9	9	10	10
27.9	29.0	30.0	31.1	32.1	33.2	34.2	35.2	36.3	37.3	38.4	39.4	40.5	41.5	42.6	43.6	44.7

SAS18

PC COVER & 그리스 배관 [하] 병렬형 (750W)

외형도

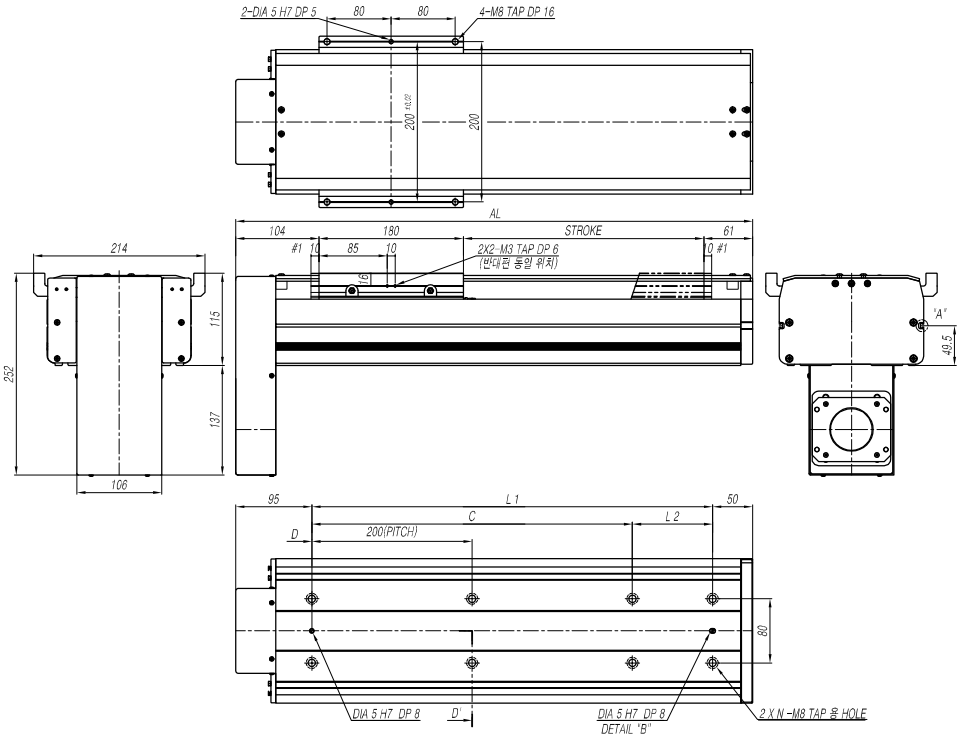

스트로크[mm] (최대스트로크)			0100 (0120)	0150 (0170)	0200 (0220)	0250 (0270)	0300 (0320)	0350 (0370)	0400 (0420)	0450 (0470)	0500 (0520)	0550 (0570)	0600 (0620)	0650 (0670)
최고속도 [mm/s]	볼나사리드	05mm	250											
		10mm	500											
		20mm	1000											
치수 [mm]	AL		445	495	545	595	645	695	745	795	845	895	945	995
	L1		300	350	400	450	500	550	600	650	700	750	800	850
	C		200	200	400	400	400	400	600	600	600	600	800	800
	L2		100	150	0	50	100	150	0	50	100	150	0	50
취부홀 개수	N		3	3	3	4	4	4	4	5	5	5	5	6
본체 중량 [kgf]			15.4	16.4	17.5	18.5	19.6	20.6	21.7	22.7	23.7	24.8	25.8	26.9

#1 기계 여유 스트로크이며 최대기계 스트로크입니다.

상세도

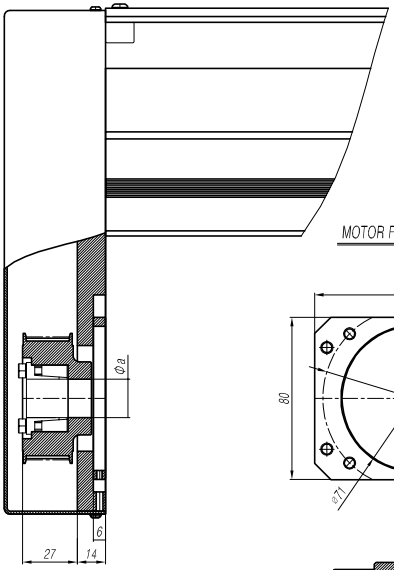

MOTOR FLANGE 부 상세도

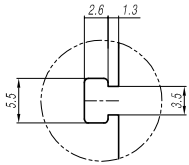

DETAIL "A"
베이스 T-SLOT 상세도

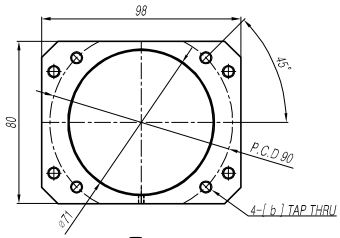

옵션	a	b
A	19	M6
B	19	M5

모터 취부 치수표

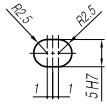

DETAIL "B"
베이스 PIN HOLE 상세도

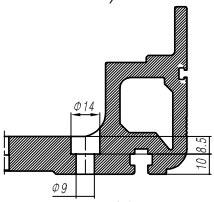

단면 D-D'
베이스 취부 TAP 상세도

모터측

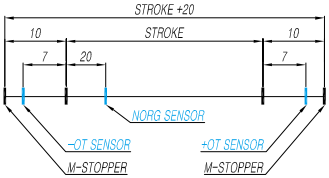

* 스트로크 개념도 *
(표준센서 : EE-SX674 사용시)

0700 (0720)	0750 (0770)	0800 (0820)	0850 (0870)	0900 (0920)	0950 (0970)	1000 (1020)	1050 (1070)	1100 (1120)	1150 (1170)	1200 (1220)	1250 (1270)	1300 (1320)	1350 (1370)	1400 (1420)	1450 (1470)	1500 (1520)
			245	220	200	180	165	150	140	130	120	110	105	95	90	85
			470	425	385	350	320	290	270	250	230	215	200	185	175	160
				905	820	745	680	625	575	530	490	455	425	395	370	350
1045	1095	1145	1195	1245	1295	1345	1395	1445	1495	1545	1595	1645	1695	1745	1795	1845
900	950	1000	1050	1100	1150	1200	1250	1300	1350	1400	1450	1500	1550	1600	1650	1700
800	800	1000	1000	1000	1000	1200	1200	1200	1200	1400	1400	1400	1400	1600	1600	1600
100	150	0	50	100	150	0	50	100	150	0	50	100	150	0	50	100
6	6	6	7	7	7	7	8	8	8	8	9	9	9	9	10	10
27.9	29.0	30.0	31.1	32.1	33.2	34.2	35.2	36.3	37.3	38.4	39.4	40.5	41.5	42.6	43.6	44.7

모터취부 일람표

표 1

모터종류/적용모듈						SAS06		SAS08		SAS10		SAS12		SAS15		SAS18	
	Maker	Series	형식	정격출력	외형크기	모터직결 사용	모터병렬 사용	모터직결 사용	모터병렬 사용	모터직결 사용	모터병렬 사용	모터직결 사용	모터병렬 사용	모터직결 사용	모터병렬 사용	모터직결 사용	모터병렬 사용
AC 서보모터	YASKAWA	Σ-V	SGMAV-01	100W	□40	A	A	C	-	-	-	-	-	-	-	-	-
			SGMJV-01														
			SGMAV-02	200W	□60	-	-	A	A	A	A	A	A	A	A	-	-
			SGMJV-02														
			SGMAV-04	400W	□60	-	-	A	A	A	A	A	A	A	A	-	-
			SGMJV-04														
			SGMAV-08	750W	□80	-	-	-	-	-	-	-	-	-	-	A	A
			SGMJV-08														
	MITSUBISHI	J4	HG-KR13	100W	□40	A	A	C	-	-	-	-	-	-	-	-	-
			HG-KR23	200W	□60	-	-	A	A	A	A	A	A	A	A	-	-
			HG-KR43	400W	□60	-	-	A	A	A	A	A	A	A	A	-	-
			HG-KR73	750W	□80	-	-	-	-	-	-	-	-	-	-	A	A
		J3	HF-KP13	100W	□40	A	A	C	-	-	-	-	-	-	-	-	-
			HF-KP23	200W	□60	-	-	A	A	A	A	A	A	A	A	-	-
			HF-KP43	400W	□60	-	-	A	A	A	A	A	A	A	A	-	-
			HF-KP73	750W	□80	-	-		-	-	-	-	-	-	-	A	A
	PANASONIC	A5	MSMD01	100W	□38	B	B	D	-	-	-	-	-	-	-	-	-
			MSMD02	200W	□60	-	-	B	B	B	B	B	B	B	B	-	-
			MSME02	200W													
			MSMD04	400W	□60	-	-	B	B	B	B	B	B	B	B	-	-
			MSME04	400W													
			MSMD08	750W	□80	-	-	-	-	-	-	-	-	-	-	B	B
			MSME08	750W													
		A4	MSMD01	100W	□38	B	B	D	-	-	-	-	-	-	-	-	-
			MSMD02	200W	□60	-	-	B	B	B	B	B	B	B	B	-	-
			MSMD04	400W	□60	-	-	B	B	B	B	B	B	B	B	-	-
			MSMD08	750W	□80	-	-	-	-	-	-	-	-	-	-	B	B

주1] 상기 이외의 모터를 취부시 SAMICK THK 로 문의 해주십시요.
주2] 모터 병렬 사양에 취부하는 모터 출력축은 스트레이트 샤프트를 선택 하여 주십시요.

센서취부 치수표

적용모델 : SAS06/08

[상기 모델은 제품 특성상 센서를 취부할수있는 부품(SENSOR RAIL)이 제공 됩니다.]

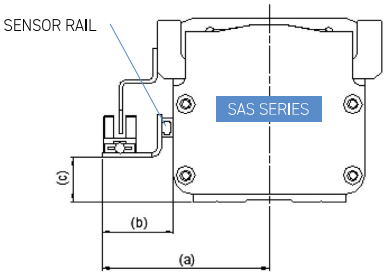

센서 사양

-.EE-SX674 SERIES (OMRON)
-.PM-Y65 SERIES (PANASONIC)

적용모델 : SAS10/12/15/18

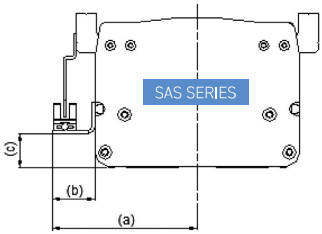

센서 사양

-.EE-SX674 SERIES (OMRON)
-.PM-Y65 SERIES (PANASONIC)

형번	a	b	c
SAS06	60	30	13
SAS08	70	30	18.5
SAS10	75	25	24.7
SAS12	85	25	20
SAS15	100	25	37.2
SAS18	115	25	36.2

MEMO

SAS

조합 INDEX

SAS 시리즈 조합 INDEX

조합형태		구분 축	적용모델	적용형번	STROKE (mm)
메카트로시스템 2축	A조합	X	SAS	18	
		Y	SAS	15	600
		X	SAS	15	
		Y	SAS	12	600
		X	SAS	12	
		Y	SAS	10	500
		X	SAS	10	
		Y	SAS	8	400
	B조합	X	SAS	18	
		Y	SAS	15	600
		X	SAS	15	
		Y	SAS	12	500
		X	SAS	12	
		Y	SAS	10	500
		X	SAS	10	
		Y	SAS	8	400
	C조합	X	SAS	18	
		Y	SAS	15	500
		X	SAS	15	
		Y	SAS	12	500
		X	SAS	12	
		Y	SAS	10	400
		X	SAS	10	
		Y	SAS	8	300
	D조합	Y	SAS	18	
		Z	SAS	15	
		Y	SAS	15	
		Z	SAS	12	
		Y	SAS	12	
		Z	SAS	10	500
메카트로시스템 3축	E조합	X	SAS	18	
		Y	SAS	15	600
		Z	SAS	12	500
		X	SAS	15	
		Y	SAS	12	600
		Z	SAS	10	500
		X	SAS	12	
		Y	SAS	10	600
		Z	SAS	8	400
	F조합	X	SAS	18	
		Y	SAS	15	600
		Z	SAS	12	400
		X	SAS	15	
		Y	SAS	12	500
		Z	SAS	10	400
		X	SAS	12	
		Y	SAS	10	400
		Z	SAS	8	400
	G조합	X	SAS	18	
		Y	SAS	15	
		X	SAS	15	
		Y	SAS	12	
	H조합	X	SAS	18	
		Y	SAS	15	
		Z	SAS	12	500
		G	SAS	8	
		X	SAS	18	
		Y	SAS	15	
		Z	SAS	12	400
		G	SAS	6	

STROKE (mm)	가반하중 (kg)	최고속도 (mm/s)	적용모터	형번
1000	6	930 500	750W 400W	SAS18A(A, B)-XXX★XXX-XX
800	30	1000 500	400W 400WB	SAS15A(A, D)-XXX★XXX-XX
700	50	1000 500	200W 200WB	SAS12A(A, B)-XXX★XXX-XX
700	40	1000 500	200W 100WB	SAS10A(A, B)-XXX★XXX-XX
1000	50	930 1000	750W 400W	SAS18B(A, B, C, D)-XXX★XXX-XX
800	20	1000 1000	400W 200W	SAS15B(A, B, C, D)-XXX★XXX-XX
700	40	1000 1000	200W 200W	SAS12B(A, B, C, D)-XXX★XXX-XX
700	20	1000 1000	200W 100W	SAS10B(A, B, C, D)-XXX★XXX-XX
1000	25	930 1000	750W 400W	SAS18C(A, B)-XXX★XXX-XX
800	30	1000 1000	400W 200W	SAS15C(A, B)-XXX★XXX-XXV
700	20	1000 1000	200W 200W	SAS12C(A, B)-XXX★XXX-XX
700	6	1000 1000	200W 100W	SAS10CA(A, B)-XXX★XXX-XX
1000 1000	30	930 500	750W 400WB	SAS18D(A, B)-XXX★XXX-XX
800 700	50	1000 500	400W 200WB	SAS15D(A, B)-XXX★XXX-XX
700	40	1000 500	200W 200WB	SAS12D(A, B)-XXX★XXX-XX
1000	50	930 500 1000	750W 400WB 400W	SAS18E(A, B, C, D)-XXX★XXX★XXX-XX
800	50	1000 500 1000	200W 200WB 100W	SAS15E(A, B, C, D)-XXX★XXX★XXX-XX
700	6	1000 500 1000	750W 200WB 100W	SAS12E(A, B, C, D)-XXX★XXX★XXX-XX
1000	40	930 1000 500	750W 400W 400WB	SAS18F(A, B, C, D)-XXX★XXX★XXX-XX
800	50	1000 1000 1000	400W 200W 200WB	SAS15F(A, B, C, D)-XXX★XXX★XXX-XX
700	50	1000 1000 1000	400W 200W 200WB	SAS12F(A, B, C, D)-XXX★XXX★XXX-XX
1000 1000	50	930 1000	750W 400W	SAS18G(A, B, C, D)-XXX★XXX★XXX-XX
800 700	40	1000 1000	400W 200W	SAS15G(A, B, C, D)-XXX★XXX★XXX-XX
1000 800	30	930 1000 500 1000	750W 400W 400WB GUIDE	SAS18H(A, B, C, D)-XXX★XXX-XX
800 700	20	1000 500	400W 200W 200WB GUIDE	SAS15H(A, B, C, D)-XXX★XXX-XX

* 주) 상기그림은 조합형태의 치수 표기 예시이므로 실제 제품과 형상 및 치수가 다를 수 있습니다.

SAS 시리즈 조합 INDEX

SAMICK THK CARTESIAN			
ROBOT CODE	X-Stroke (mm)		
		100	200
SAS18B	100~1500	-	-
SAS15B	100~1500	30kg	30kg
SAS12B	100~1100	10kg	10kg
ROBOT CODE	X-Stroke (mm)		
		400	500
SAS18H	400~1500	-	40kg
SAS15H	300~1300	30kg	30kg

SAMICK THK CARTESIAN			
ROBOT CODE	X-Stroke (mm)		
		100	200
SAS18A	100~1500	-	-
SAS15A	100~1500	20kg	20kg
SAS12A	100~1100	10kg	10kg
SAS18D	100~1500	-	-
SAS15D	100~1500	20kg	20kg
SAS12D	100~1100	10kg	10kg

SAMICK THK CARTESIAN		
ROBOT CODE	X-Stroke (mm)	Y-Stroke (mm)
SAS18F	100~1500	300
		400
		500
		600
		700
SAS15F	100~1500	100
		200
		300
		400
		500
SAS18G	100~1500	500~1000
SAS15G	100~1500	300~1000

ROBOT SAS Series / Specification 2-Axis (X-Y)					
Y-Stroke(mm)					
300	400	500	600	700	800
40kg	35kg	30kg	25kg	20kg	-
30kg	25kg	20kg	15kg	10kg	-
-	8kg	8kg	-	-	-
Y-Stroke(mm)					
600	700	800	900	1000	1100
40kg	40kg	40kg	40kg	40kg	-
30kg	30kg	30kg	30kg	30kg	-

ROBOT SAS Series / Specification 2-Axis (X-Z)					
Z-Stroke(mm)					
300	400	500	600	700	800
30kg	30kg	30kg	30kg	-	-
20kg	20kg	20kg	20kg	-	-
10kg	10kg	10kg	-	-	-
30kg	30kg	30kg	30kg	-	-
20kg	20kg	20kg	20kg	-	-
10kg	10kg	10kg	-	-	-

ROBOT SAS Series / Specification 3-Axis (X-Y-Z)					
Z-Stroke(mm)					
100	200	300	400	500	600
20kg	20kg	20kg	19kg	17kg	16kg
20kg	20kg	20kg	19kg	17kg	16kg
19kg	17kg	16kg	14kg	12kg	11kg
13kg	12kg	11kg	9kg	7kg	6kg
13kg	12kg	11kg	9kg	7kg	6kg
10kg	10kg	10kg	10kg	10kg	-
10kg	10kg	10kg	10kg	10kg	-
10kg	10kg	10kg	10kg	10kg	-
10kg	10kg	10kg	10kg	9kg	-
8kg	7kg	6kg	5kg	4kg	-
20kg	20kg	20kg	20kg	20kg	20kg
10kg	10kg	10kg	10kg	10kg	10kg

* 주) 상기그림은 조합형태의 치수 표기 예시이므로 실제 제품과 형상 및 치수가 다를 수 있습니다.

Cartesian Robot Series
(2축 조합)

형번	조합방식	조합방향	스트로크	스트로크
SAS18	B	A	095	030
|	|	|	|	|
시리즈명 & 형번	조합방식	조합방향	X-STROKE (pitch50)	Y-STROKE (pitch50)
SAS10	A : A조합	A : 기준	950mm : 095	300mm : 030
SAS12	B : B조합	B : 대칭(A형의 X축 대칭)	1000mm : 100	350mm : 035
SAS15	C : C조합	C : 배면형	1150mm : 115	850mm : 085
SAS18	D : D조합	D : 대칭(C형의 X축 대칭)		

조합 모형

A 조합

Z축 슬라이드 테이블을 수직으로 이동시키는 조합모델

B 조합

Y축의 슬라이드 테이블이 수평이동이 가능한 기본적인 조합모델

C 조합



Y축 슬라이드를 수평으로 이송하되 테이블의 상면에서 작업이 이루어지는 형태의 조합모델

D 조합

Y축 슬라이드 테이블에 Z축 테이블 고정 또는 베이스를 고정한 벽면부착형태의 조합모델

A-A조합

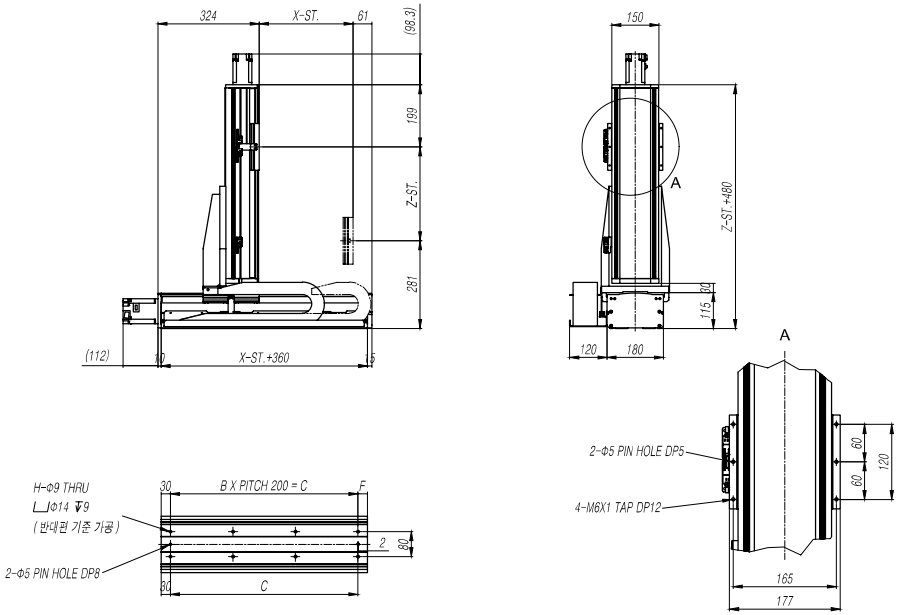

* 주) 상기그림은 조합형태의 치수 표기 예시이므로 실제 제품과 형상 및 치수가 다를 수 있습니다.

A-B조합

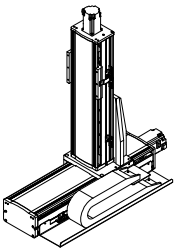

A-C조합

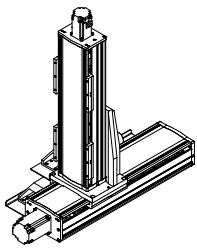

A-D조합

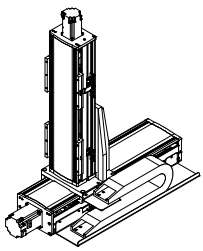

* 주) 상기그림은 조합형태의 치수 표기 예시이므로 실제 제품과 형상 및 치수가 다를 수 있습니다.

Cartesian Robot Series
(2축 조합)

B-A조합

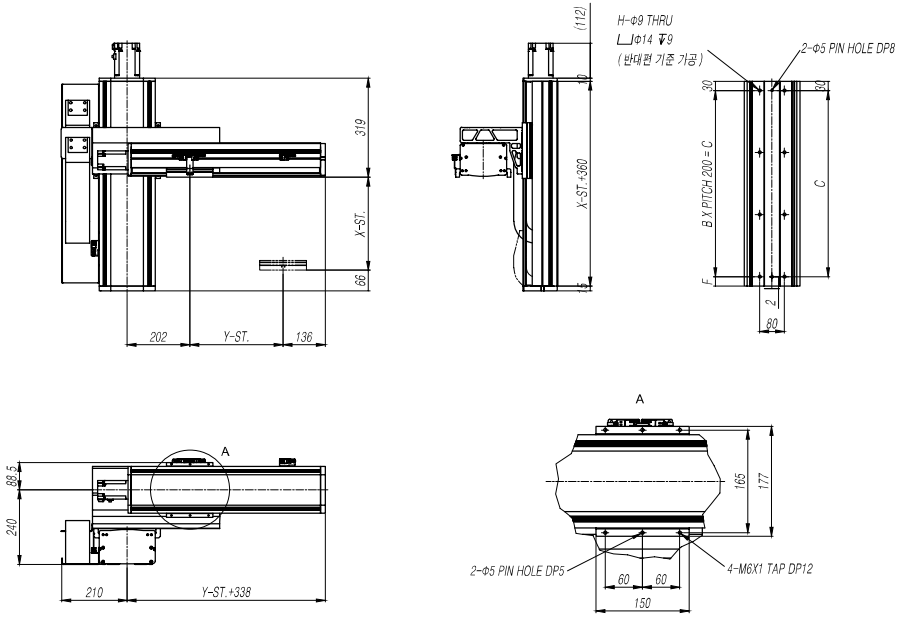

B-B조합

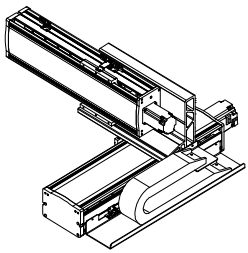

B-C조합

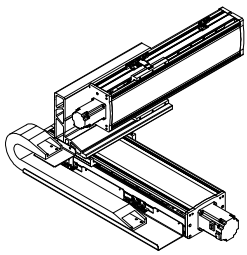

B-D조합

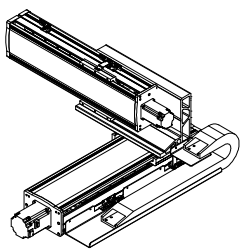

* 주) 상기그림은 조합형태의 치수 표기 예시이므로 실제 제품과 형상 및 치수가 다를 수 있습니다.

C-A조합

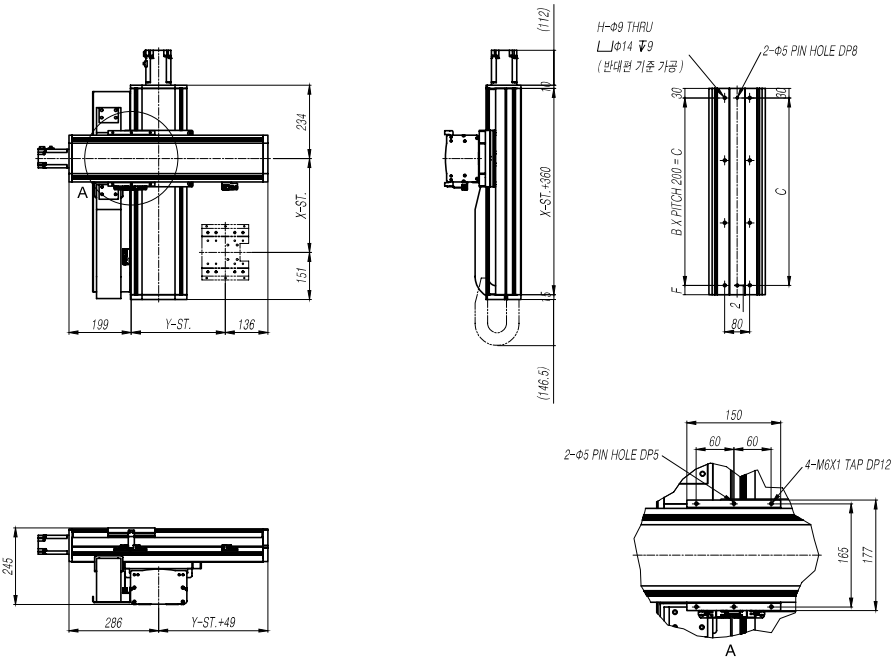

C-B조합

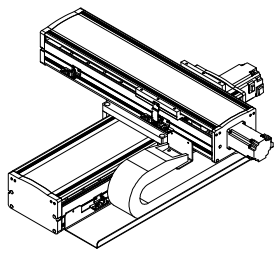

* 주) 상기그림은 조합형태의 치수 표기 예시이므로 실제 제품과 형상 및 치수가 다를 수 있습니다.

Cartesian Robot Series
(2축 조합)

D-A조합

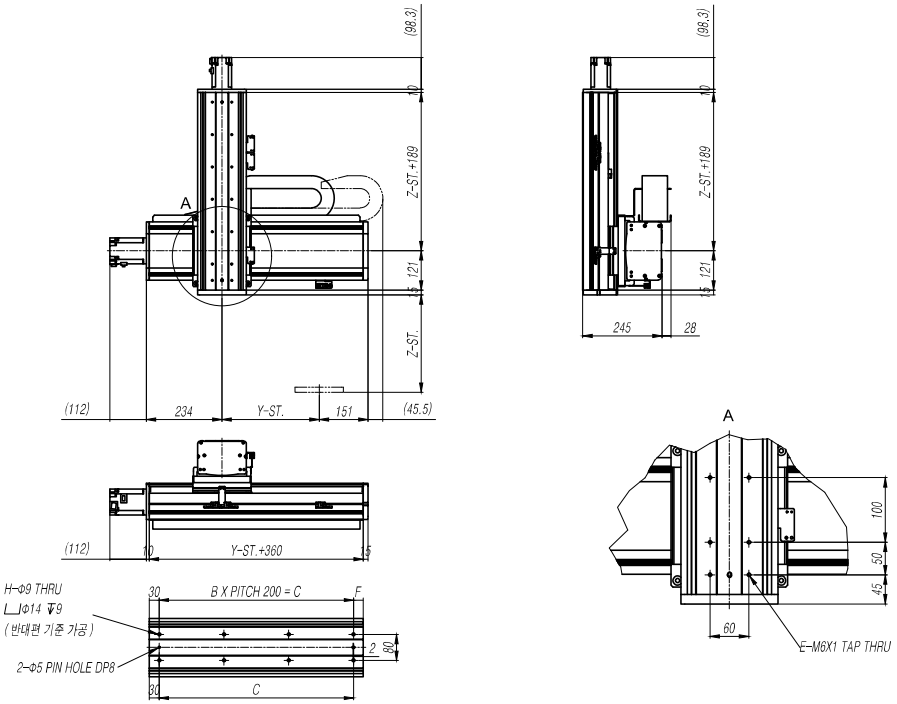

D-B조합

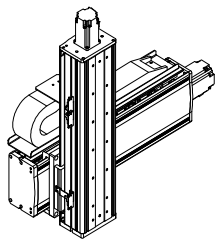

D-C조합

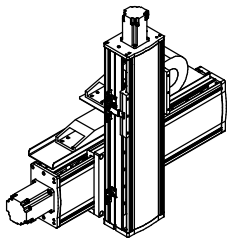

D-D조합

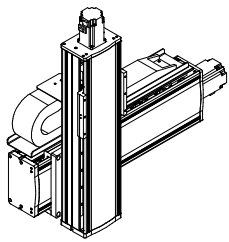

* 주) 상기그림은 조합형태의 치수 표기 예시이므로 실제 제품과 형상 및 치수가 다를 수 있습니다.

Cartesian Robot Series
(3, 4축 조합)

형번	조합방식	조합방향	스트로크	스트로크	스트로크
SAS18	E	A	095	030	030
|	|	|	|	|	|
시리즈명 & 형번	조합방식	조합방향	X-STROKE (pitch50)	Y-STROKE (pitch50)	Y-STROKE (pitch50)
SAS10 SAS12 SAS15 SAS18	E : E조합 F : F조합 G : G조합 H : H조합	A : 기준 B : 대칭 (A형의 X축 대칭) C : 배면형 D : 대칭 (C형의 X축 대칭)	950mm : 095 1000mm : 100 1150mm : 115	300mm : 030 350mm : 035 850mm : 085	300mm : 030 350mm : 035 850mm : 085

조합 모형

E 조합

수평으로 이동하는 Y축 테이블에 Z축 베이스를 고정하여 Z축 테이블의 수직이동이 가능하게 조합한 모델

F 조합

Y축 슬라이드 테이블을 Z축 테이블에 고정하여 베이스가 이송하는 조합모델

G 조합

갠츄리 타입의 기본모델에 Z축을 부착하여 상하 이송이 가능한 조합모델

H 조합

갠츄리 타입의 기본모델로 수평운동하는 Y축의 스트로크가 긴 경우와 가반하중이 크고 고속인 경우에 유리한 조합모델

* 주) 상기그림은 조합형태의 치수 표기 예시이므로 실제 제품과 형상 및 치수가 다를 수 있습니다.

Cartesian Robot Series
(3, 4축 조합)

E-A조합

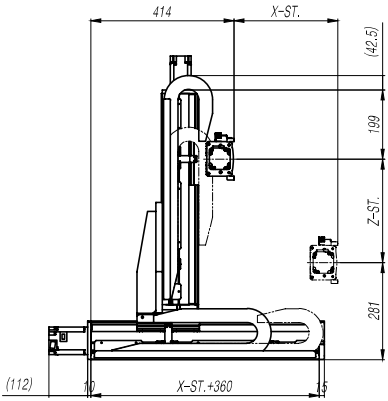

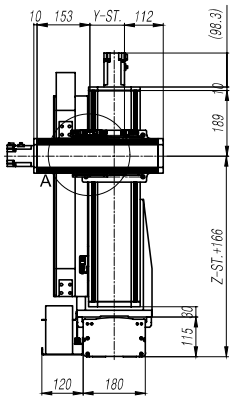

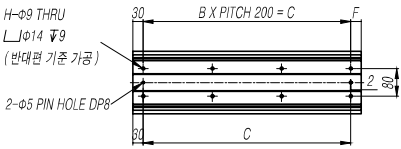

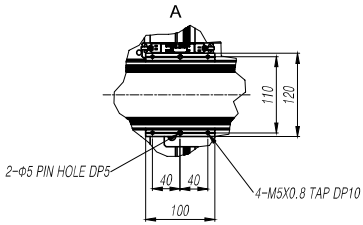

E-B조합

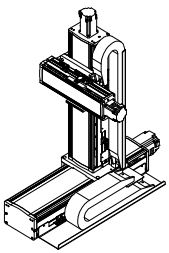

E-C조합

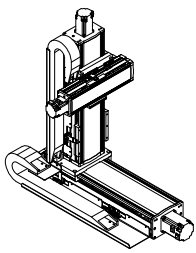

E-D조합

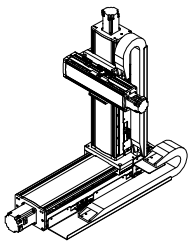

* 주) 상기그림은 조합형태의 치수 표기 예시이므로 실제 제품과 형상 및 치수가 다를 수 있습니다.

F-A조합

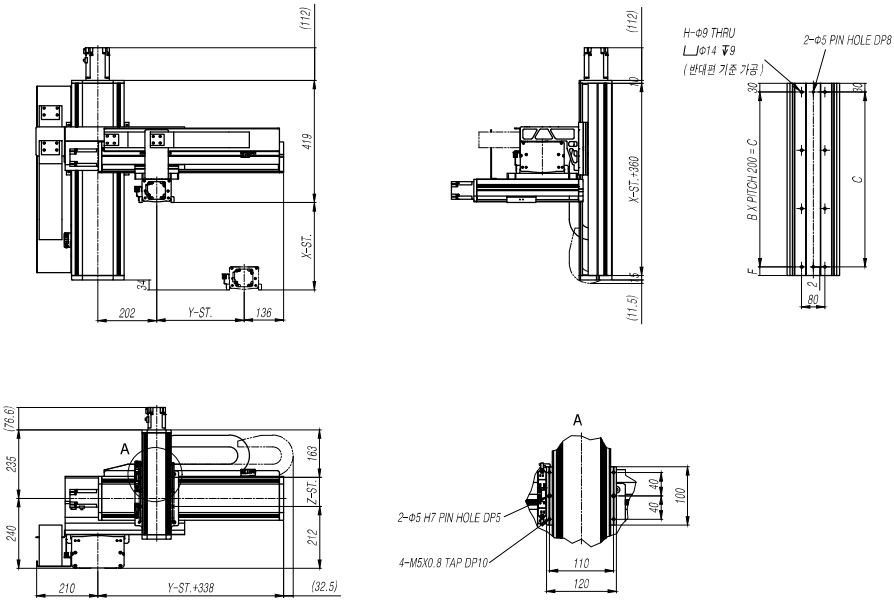

F-B조합

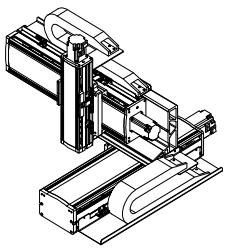

F-C조합

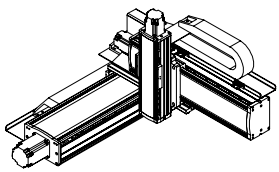

F-D조합

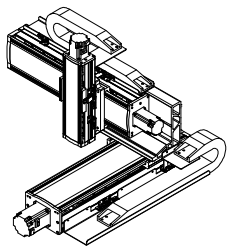

* 주) 상기그림은 조합형태의 치수 표기 예시이므로 실제 제품과 형상 및 치수가 다를 수 있습니다.

Cartesian Robot Series
(3, 4축 조합)

G-A조합

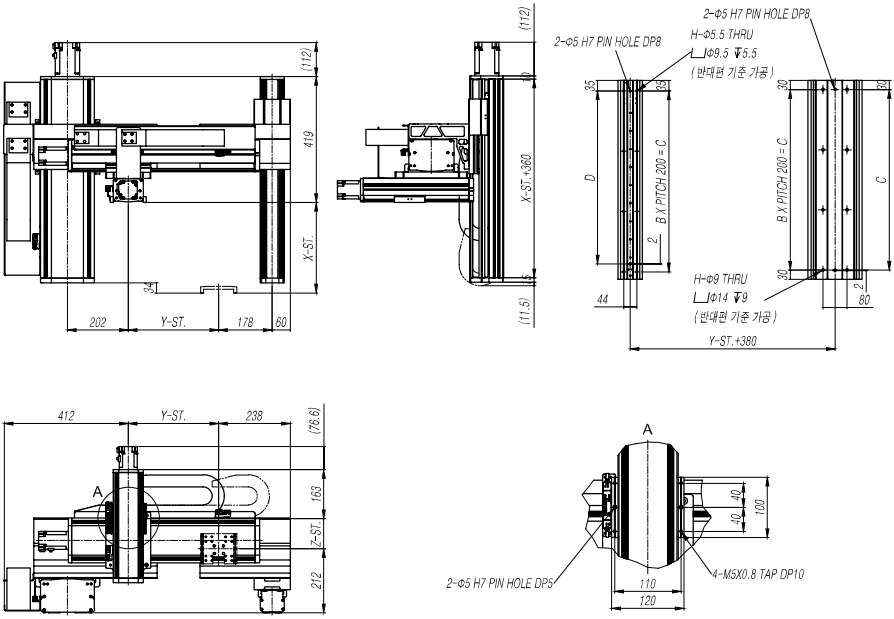

G-B조합	G-C조합	G-D조합
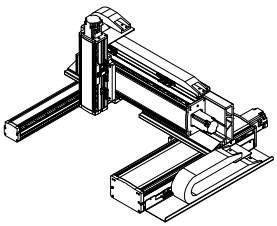	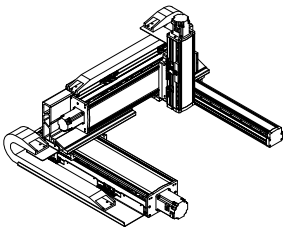	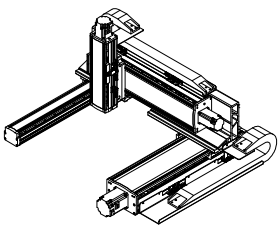

* 주) 상기그림은 조합형태의 치수 표기 예시이므로 실제 제품과 형상 및 치수가 다를 수 있습니다.

H-A조합

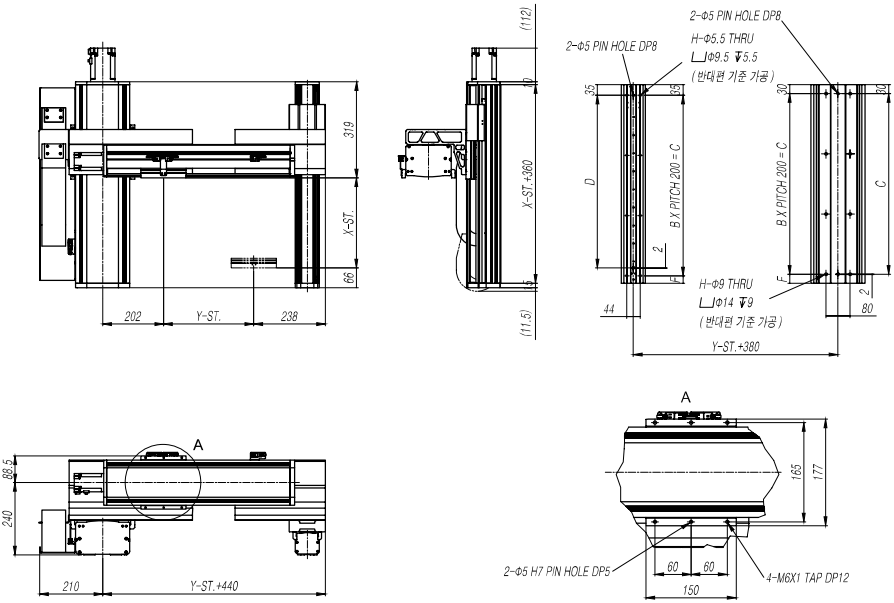

H-B조합

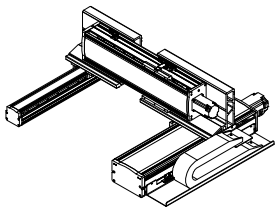

H-C조합

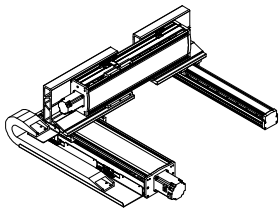

H-D조합

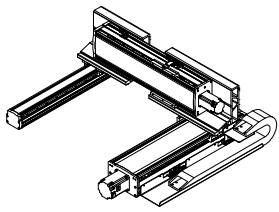

* 주) 상기그림은 조합형태의 치수 표기 예시이므로 실제 제품과 형상 및 치수가 다를 수 있습니다.