

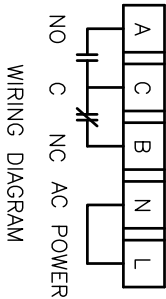
PF1/2"STD

φ100

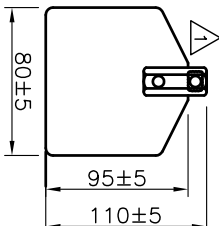
JIS 10K 100A 6t

φ33.5

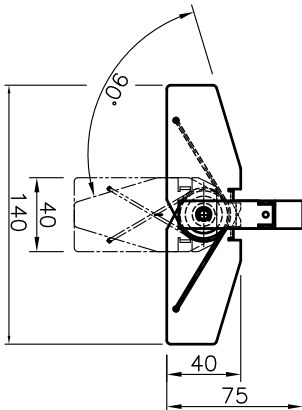
A-A' SECTION VIEW



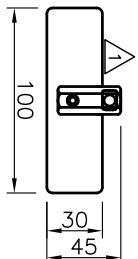
P TYPE(STD.) [P : 27]



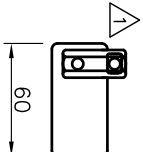
F TYPE [P : 100]



O TYPE [P : 70]



G TYPE [P : 70]



DESIGN DATA

CODE	N/A
UNIT	mm
KIND OF FLUID	—
PRESS.	Max. 10 Kg/Cm ²
TEMP. (SENSOR)	—10 ~ 80 °C
TEMP. (ELECTRONICS)	—20 ~ 60 °C
CONTACT RATING	250V AC, 5A
POWER SUPPLY	220V AC ±10%, 5/60Hz
ENCLOSURE	WEATHER PROOF
POWER CONSUMPTION	Max. 4.0W
TAG NO.	L

NOTES

1. () Dimensions are reference dimensions.
2. 4 inch Flange 용임
3. P type Paddle 쪽 조정하여 적용

REVISION

7	PADDLE GUARD	304SS	1	
6	PADDLE	304SS	1	
5	MAIN SHAFT	304SS	1	
4	NIPPLE	304SS	1	
3	STEM	304SS	1	
2	HOUSING	ADC12	1	
1	COVER	ADC12	1	
NO	DESCRIPTION	MATERIAL	QTY	SPECIFICATION
				REMARK

BILL OF MATERIAL

CUSTOMER	—
PROJECT	—

TITLE	FLUAT TYPE LEVEL TRANSMITTER SPS+3-A-1-C-4-OP-4-A ASSEMBLY DRAWING
-------	--

MANUFACTURER	Seojin Instech Co., Ltd.
--------------	--------------------------

SCALE	1:1	DATE	2020.05.21	DESIGNED	S.J.LIM	REVIEWED	D.N.LEE	APPROVED	S.H.LEE
REV.	Δ	FOR REVISION	2020.05.21	DATE	2018.1.29	FOR APPROVAL	H.L.OJUNG	REVIEWED	S.H.LEE
REV.	Δ	DESCRIPTION	DATE	DESIGNED	REVIEWED	APPROVED			