RHC-30, 40, 50, 63, 80

특징 (Character)

- 체인을 이용 행정거리를 2배 확대한 배속 슬라이드 실린더로 일반 슬라이드 실린더의 2배로 고속운전 가능
  Double speed slide cylinder on a twice enlarged stroke distance by using chain. possible to make high speed than usual cylinder speed.
- 이물질 혼입을 최소화하여 용접라인등 환경조건이 좋지 않은 장소에서도 실린더의 수명연장이 가능
  Capable of cylinder's life extension by minimizing dust contamination entrainment at welding line and poor environment condition as well
- 본기종은 보호카바형이며, 그외 표준형(RH), 광폭형(RHW), 슬림형(RHS)등의 기종이 있음
  This type is protection cover type, and there are standard(RH), wide width(RHW) and slim(RHS), etc.
- 성력화용 실린더로 긴행정이 가능하며 행정의 조정이 가능
  As a cylinder for elimination of labor, being possible to be long stroke and to adjust the stroke.
- 자계의 영향을 받지 않는 근접, 리미트 S/W 부착이 가능
  Being possible to attach proximity unaffected by a magnetic field and limit S/W

커버형 배속실린더 (Cover type double speed)

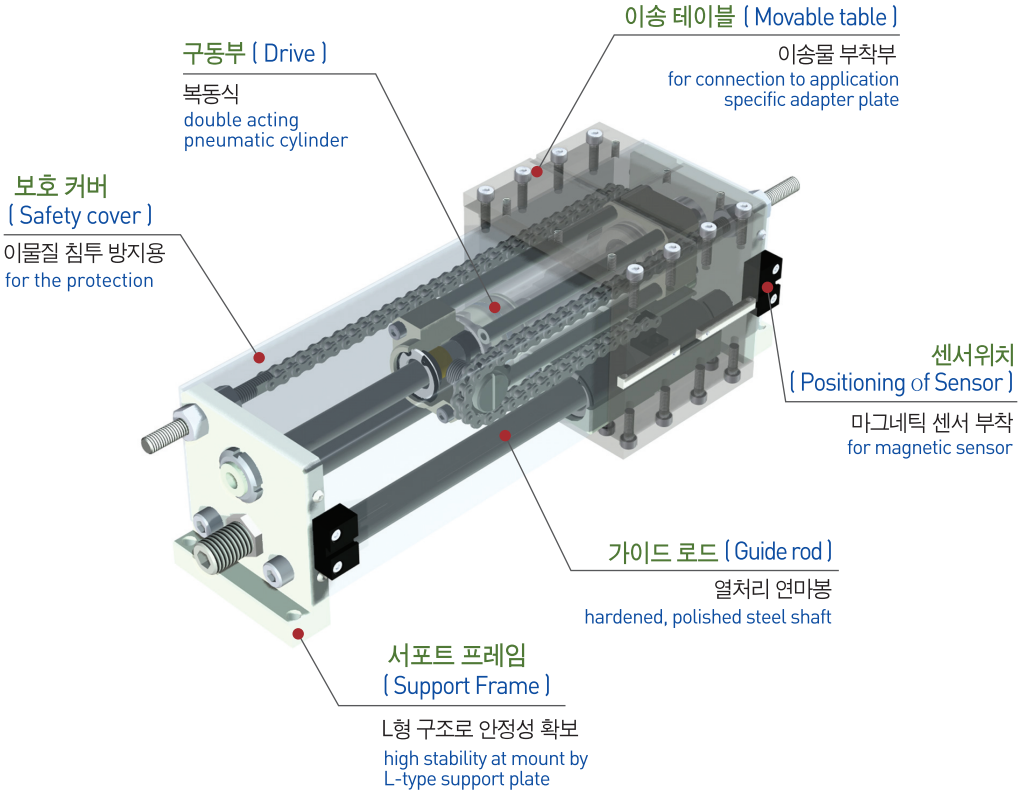

부품분해도 (Exploded view)

※ 본 분해도는 한 제품을 예시하였으므로 기종별로 차이가 있을 수 있습니다.
※ This is exploded view illustrates a certain product only. The contents may vary by product models.

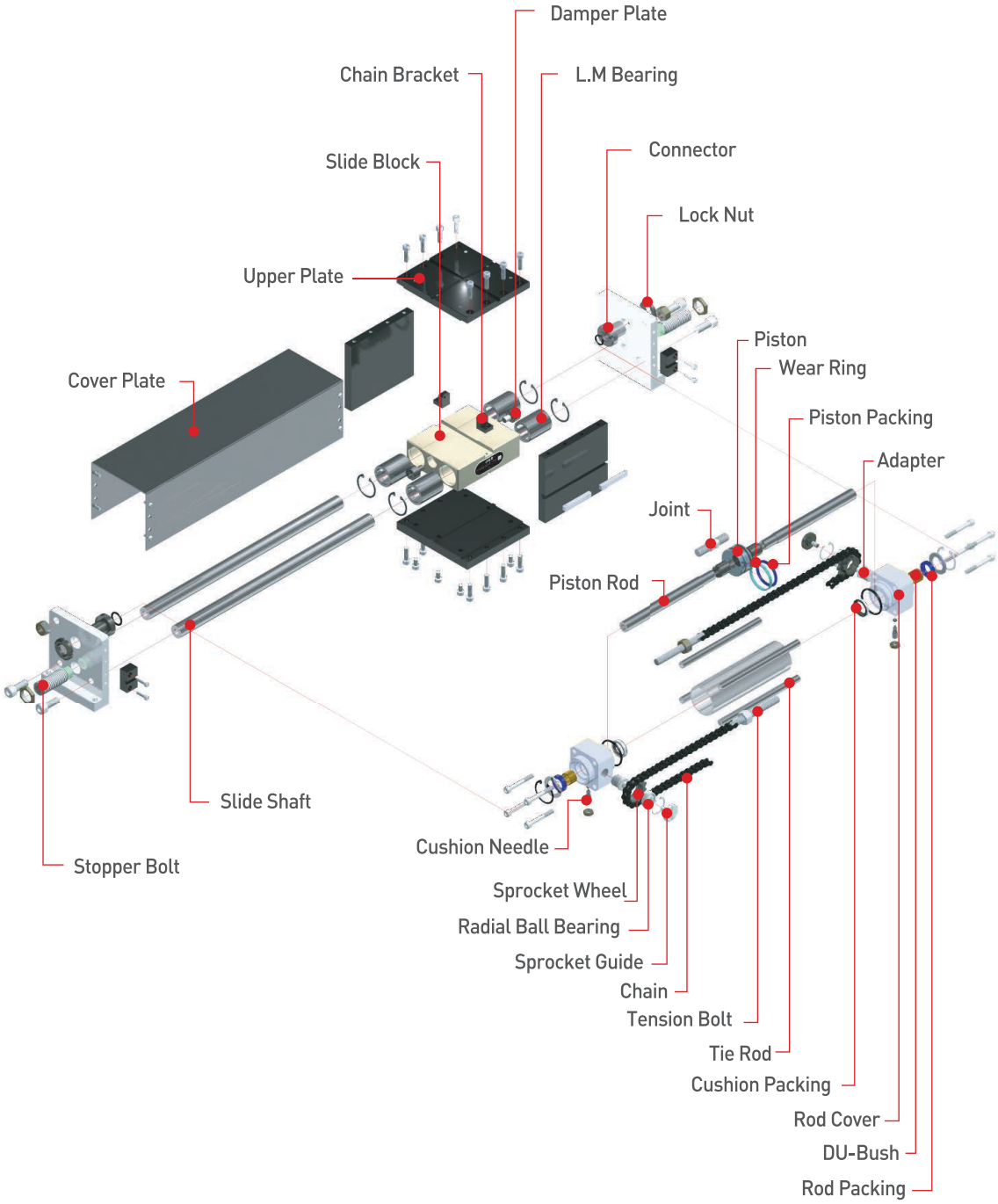

주문기호 (Ordering Code)

제품명
Product Name

실린더직경
Bore Size
30, 40, 50, 63, 80

행정
Stroke
RHC30 : 200 - 600mm
RHC40 : 200 - 1000mm
RHC50 : 200 - 1000mm
RHC63 : 200 - 1200mm
RHC80 : 200 - 1500mm
1000mm이상 이송행정 필요시 먼저 JRT에 문의하십시오.
For more than 1000mm of stroke, consult JRT

완충기
Shock Absorber
무기호 - 스토퍼
DA - 조절형타입 쇽압쇼바
DN - 비조절형타입 쇽압쇼바
* 제품에 부착되는 쇽압쇼바 사양 및 치수는 쇽압쇼바 상세 페이지를 참조 바랍니다.
*Note
RHC30-M14 x P1.5
RHC40-M20 x P1.5
RHC50-M27 x P3.0
RHC63-M27 x P3.0
RHC80-M36 x P1.5
Nil- Stopper
DA - Adjustable Type
DN - Non Adjustable Type
* For the specification of shock absorber attached to the product and the shock absorber dimension, refer to details of shock absorber part.

RHC	40	-	400	-	RS	1	-	3M	-	DA	1

센서명칭
Sensor Type
무기호 - 센서 및 관련부품을 제공하지 않습니다. RS(기존방식) 기입시, 본사에서 적합한 임의의 센서를 선정하여 부착해 드립니다.
* 제품에 부착 가능한 센서 규격 및 주문기호는 센서 상세 페이지를 참조 바랍니다.
Nil - Sensor and relevant components are not supplied. When entering RS(existing method), our Head Office will attach a suitable sensor selected at its option.
* For the specification of sensor attachable to the product and the sensor order code, refer to details of sensor part.

센서수량
Number of Sensor
1 - 1개
무기호 - 2개
1 - 1pc.
Nil - 2pcs.

센서 선 길이
Sensor Cable Length
무기호 - 1m
3M - 3m
5M - 5m
Q□ - 커넥터 사용
* 커넥터 사양 및 가능여부는 센서 상세 페이지를 참조 바랍니다.
Nil - 1m
3M - 3m
5M - 5m
Q - Quick connector
* For the specification of connector and availability, refer to details of sensor part.

완충기수량
Number of Absorber
1 - 1개
무기호 - 2개
1 - 1pc.
Nil - 2pcs.

제품사양 (Specification)

P=공기압력(bar) , St=행정(mm)
P=Air Pressure(bar) , St=Stroke(mm)

제품명칭 Products Name	RHC30	RHC40	RHC50	RHC63	RHC80	단위 Unit
최대행정 Max Stroke	600	1000	1000	1200	1500	mm
최소행정 Min Stroke	200	200	200	200	200	mm
전진추력 Push Power	24.53(P-1.5)	51.01(P-1.2)	80.44(P-0.9)	127.53(P-0.7)	210.92(P-0.7)	N
후진추력 Pull Power	24.53(P-1.5)	51.01(P-1.2)	80.44(P-0.9)	127.53(P-0.7)	210.92(P-0.7)	N
최대이송속도 Max. Speed	1,000	1,000	800	500	500	mm/sec
최소이송속도 Min. Speed	300	250	250	150	150	mm/sec
제품중량 Weight	7.87+0.004xSt	7.52+0.012xSt	12.9+0.017xSt	15.7+0.03xSt	21.0+0.04xSt	kg
배관접속구 Fitting size	PF(G) 1/8	PF(G) 1/8	PF(G) 1/4	PF(G) 1/4	PF(G) 1/2	
1사이클당 공기소모량 Air consumption quantity	0.5xSt	1.1xSt	1.6xSt	2.6xSt	4.3xSt	cm^3
반복정밀도 Repetition Accuracy	±0.1					mm
사용압력 Operating pressure	3 to 7					bar
주위온도 Ambient temperature	-5 to 60					℃
윤활 Lubrication	불필요 Needless					

NOTE

RHC-30

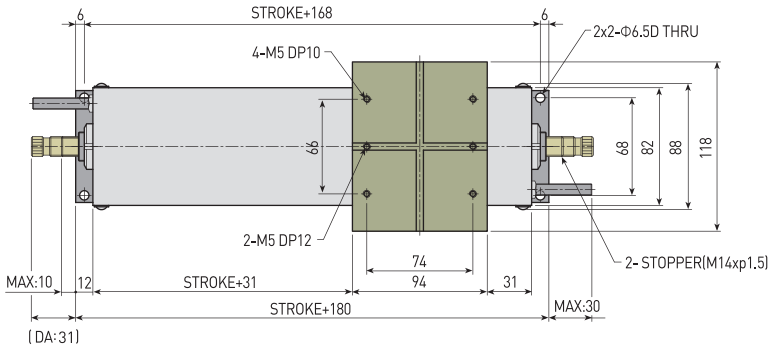
STROKE+168
6
6
2x2-Φ6.5D THRU
4-M5 DP10
66
68
82
88
118
2-M5 DP12
74
94
31
2- STOPPER(M14xp1.5)
MAX:10
12
STROKE+31
STROKE+180
MAX:30
(DA:31)

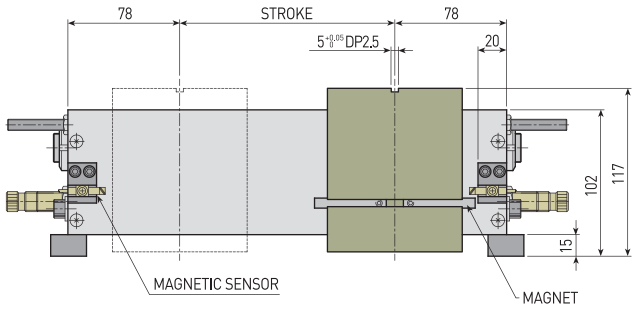
78
STROKE
78
5 +0.05 0 DP2.5
20
102
117
15
MAGNETIC SENSOR
MAGNET

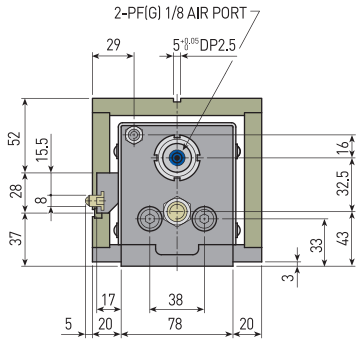
2-PF(G) 1/8 AIR PORT
29
5 +0.05 0 DP2.5
52
15.5
28
8
37
16
32.5
33
43
3
17
38
5
20
78
20

RHC-40

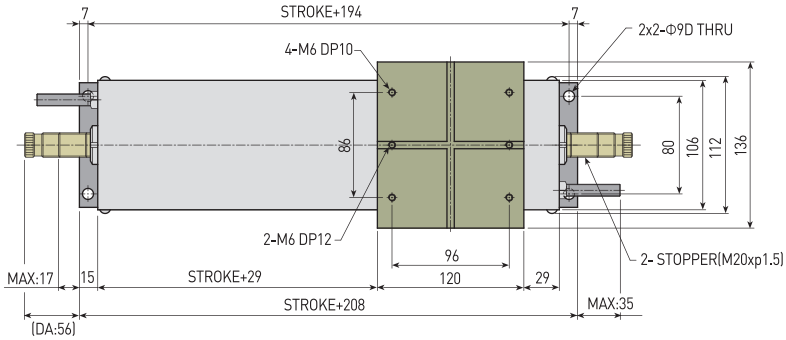
7
STROKE+194
7
2x2-Φ9D THRU
4-M6 DP10
86
80
106
112
136
2-M6 DP12
96
120
29
2- STOPPER(M20xp1.5)
MAX:17
15
STROKE+29
STROKE+208
MAX:35
(DA:56)

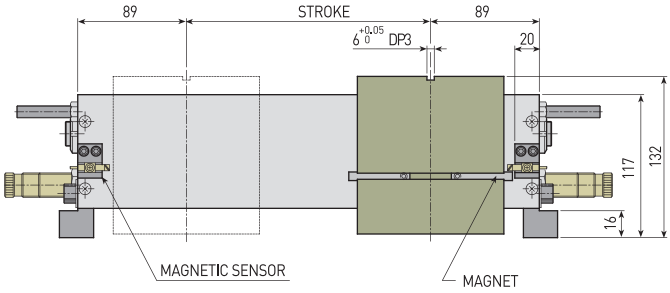
89
STROKE
89
6 +0.05 0 DP3
20
117
132
16
MAGNETIC SENSOR
MAGNET

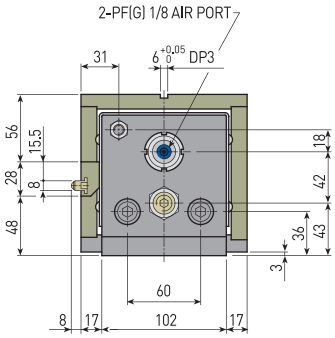
2-PF(G) 1/8 AIR PORT
31
6 +0.05 0 DP3
56
15.5
28
8
48
18
42
36
43
3
60
8
17
102
17

RHC-50

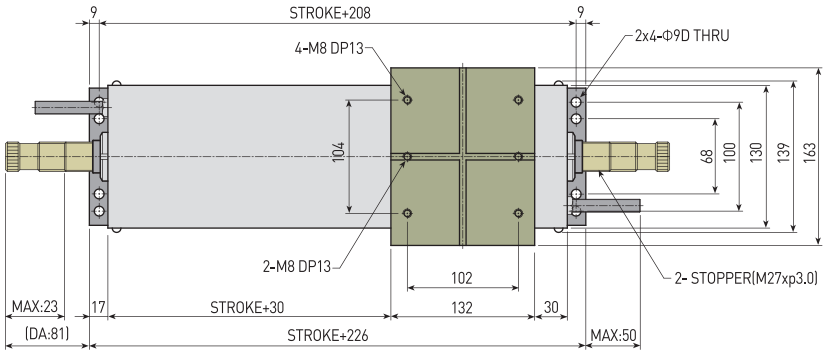
9
STROKE+208
9
4-M8 DP13
2x4-Φ9D THRU
104
68
100
130
139
163
2-M8 DP13
102
2- STOPPER(M27xp3.0)
MAX:23
17
STROKE+30
132
30
(DA:81)
STROKE+226
MAX:50

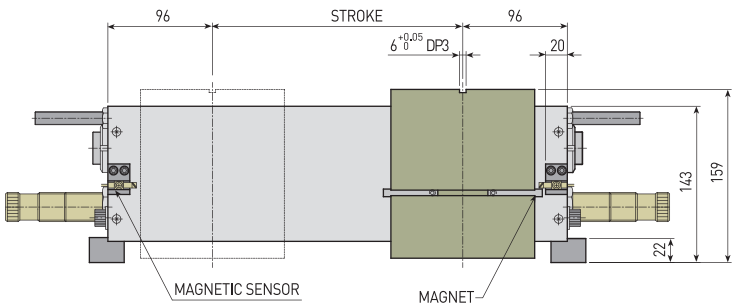
96
STROKE
96
6 +0.05 0 DP3
20
143
159
22
MAGNETIC SENSOR
MAGNET

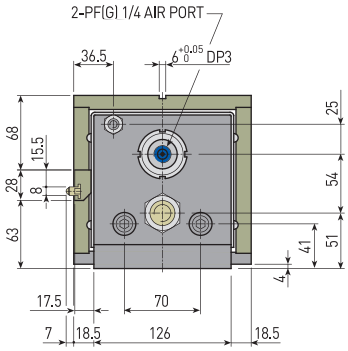
2-PF(G) 1/4 AIR PORT
36.5
6 +0.05 0 DP3
68
15.5
28
8
63
25
54
41
51
4
17.5
70
7
18.5
126
18.5

RHC-63

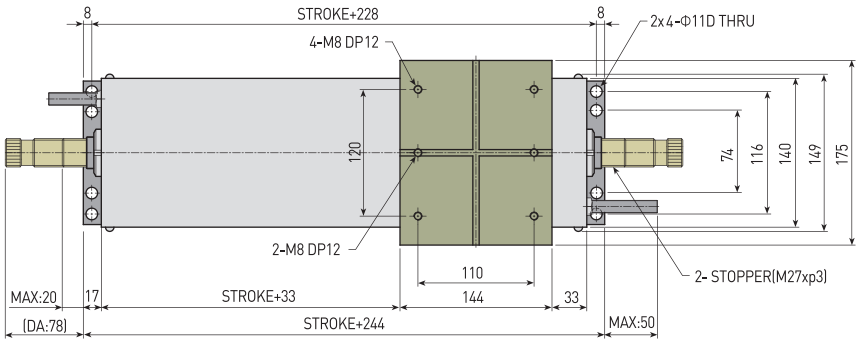
8
STROKE+228
8
4-M8 DP12
2x4-Φ11D THRU
120
74
116
140
149
175
2-M8 DP12
110
2- STOPPER(M27xp3)
MAX:20
17
STROKE+33
144
33
(DA:78)
STROKE+244
MAX:50

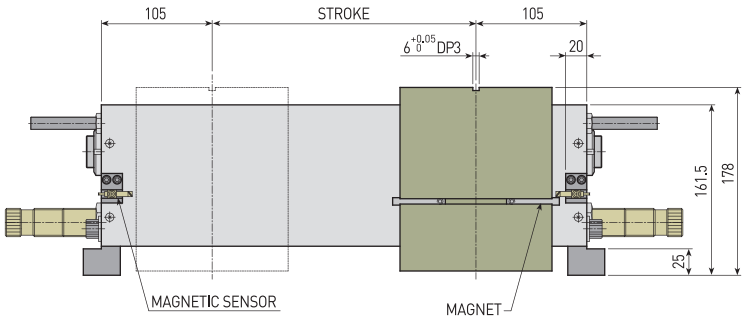
105
STROKE
105
6 +0.05 0 DP3
20
161.5
178
25
MAGNETIC SENSOR
MAGNET

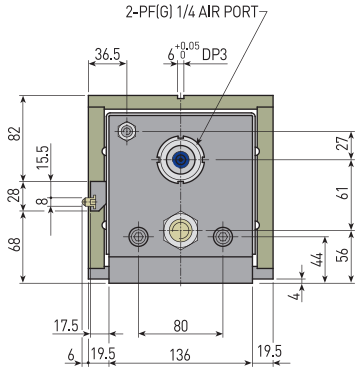
2-PF(G) 1/4 AIR PORT
36.5
6 +0.05 0 DP3
82
15.5
28
8
68
27
61
44
56
4
17.5
80
6
19.5
136
19.5

RHC-80

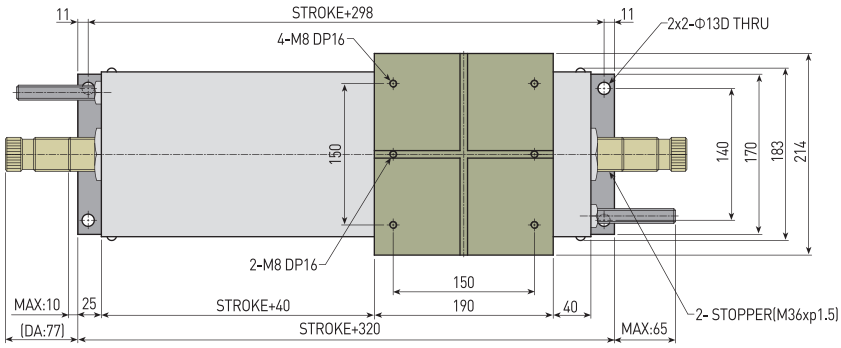
11
STROKE+298
11
4-M8 DP16
2x2-Φ13D THRU
150
140
170
183
214
2-M8 DP16
150
190
40
MAX:10
25
STROKE+40
(DA:77)
STROKE+320
MAX:65
2- STOPPER(M36xp1.5)

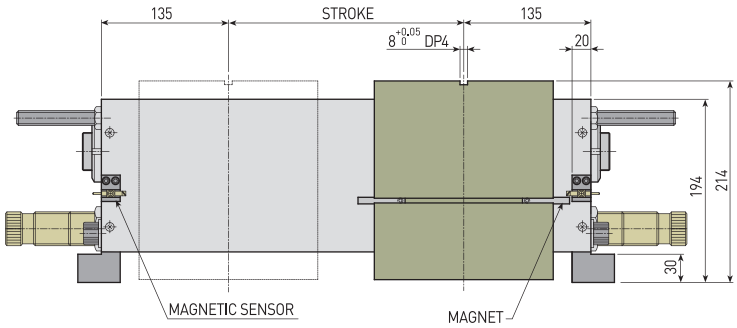
135
STROKE
135
8 +0.05 0 DP4
20
194
214
30
MAGNETIC SENSOR
MAGNET

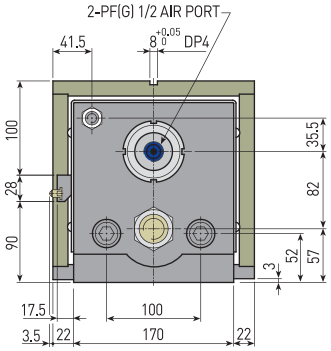
2-PF(G) 1/2 AIR PORT
41.5
8 +0.05 0 DP4
100
28
90
35.5
82
52
57
3
17.5
3.5
22
100
170
22

NOTE