


3.6~12kV (10~3200A / 75In~40kA)

W12CDB(R) / W12CDB



EPOXY RESIN CASTING CURRENT TRANSFORMERS for highest voltage of equipment up to 12kV

W12CDB(R)/W12CDB 변류기는 최고 회로전압 12kV급 절연성능으로 설계되어진 옥내용 에폭시몰드 제품으로 그 이하 전압(3.6kV, 7.2kV) 제품에 대해서는 동일한 치수(DIMENSION)를 가진다. 본 제품은 국제규격 DIN42600(Part 8)에 따라 설계된 Support-type 형태의 소형경량의 Compact한 변류기 구조를 가짐으로서, 설치공간이 협소한 표준배전반에 매우 적합한 제품이다. 또한 1core 및 2 core의 단일 비 또는 다중 비 형태의 제품으로 설계 및 제작이 가능합니다.

The W12CDB(R)/W12CDB current transformer is an indoor epoxy resin cast product designed in a maximum circuit voltage 12kV-class insulation performance, and the less voltage(3.6kV, 7.2kV) product has the same dimensions. This product has a miniature light-weight compact structure of support type designed according to the international standard DIN42600(Part 8) to be very suitable for standard switchboards installed in a narrow space. In addition, this can be designed and fabricated in a single or multiple ratio type such as 1 core and 2 cores.

● Feature

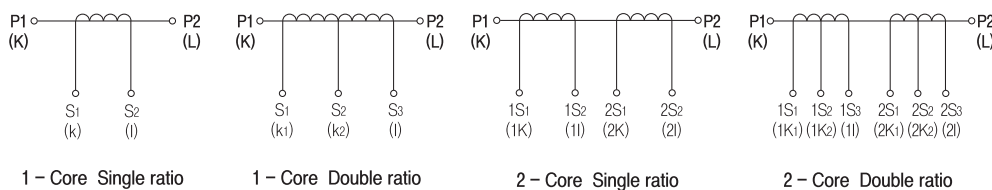
규격 Standard	IEC - IEEE - CSA - DIN etc.
설계 및 적용 Design and Application	계기 및 보호용 Designed for measuring and/or protection
사용조건 Service condition	옥내 Valid for indoor service
작업공정 Working process	- 자동진공주형방식 Automatic vacuum casting method - APG방식 Automatic Pressure Gelation method

● Electrical characteristic

ITEM	MODEL		
	W12CDB(R) / W12CDB		
Highest voltage for equipment (Um)	3.6kV	7.2kV	12kV
Rated power-frequency withstand voltage (60sec)	10kV	20kV	28kV
Rated lighting impulse withstand voltage (1.2/50 μ s)/full wave	40kV	60kV	75kV
Rated frequency	50 / 60Hz		
Rated primary current(Ipr)	20 to 3200A		
Rated secondary current(Isr)	5 or 1A		
Rated continuous thermal current	120%		
Rated short-time thermal current Ith (1sec)	8~40kA		
Rated dynamic current Idyn (2.5 \times Ith)	100kA		
Insulation class (according to 60085)	E		
Standard	According to customer requirements		
Weight (approx.)	24kg		

*"R" : Rib type (날개형)

● Connection Diagram



DIN - WINDING TYPE (권선형) CURRENT TRANSFORMER

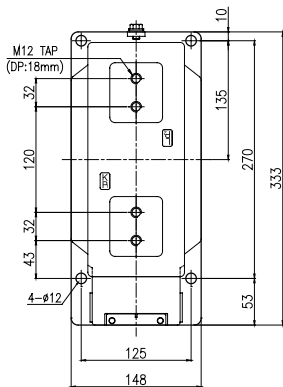
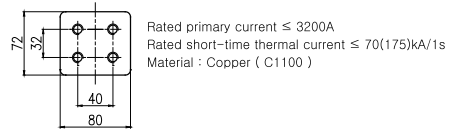
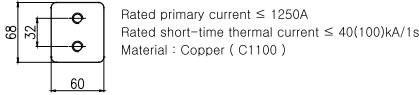
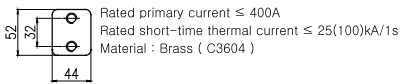
3.6~12kV (10~3200A / 75In~40kA)

● Specification

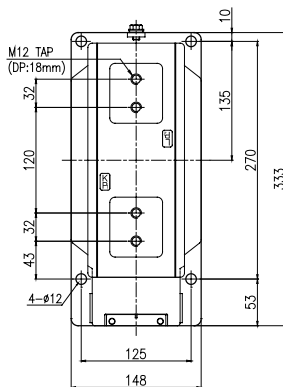
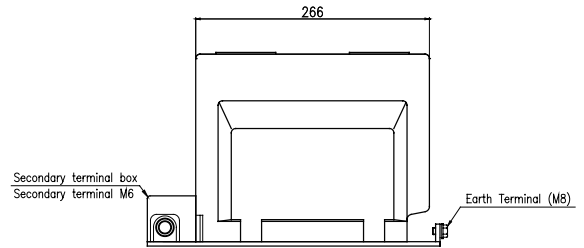
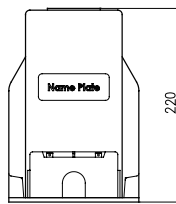
ITEM	Rated short time current	Current Ratio	Service	IEC 61869-2			IEEE C57.13			KSC 1706		
				Burden	Accuracy Class	Over Current Factor	Burden	Accuracy Class	Over Current Factor	Burden	Accuracy Class	Over Current Factor
Single Ratio CT	8kA	20/5A~3200/5A	Metering	10VA	0.5 1.0	FS5,10	12.5VA (B-0.5)	0.6 1.2	-	5VA 10VA 15VA	0.5 1.0 0.5 1.0 0.5 1.0	- - -
	12.5kA	40/5A~3200/5A		15VA	1.0	FS5,10	22.5VA (B-0.9)	0.6 1.2	-	25VA 40VA	1.0 1.0	- -
	25kA	50/5A~3200/5A	Protection	10VA	5P10	20	12.5VA (B-0.5)	T-100	-	5VA 10VA	1P 1P	n>20 n>15
	40kA	100/5A~3200/5A		15VA	5P10	20	25VA (B-1)	T-200	-	15VA 40VA	1P 1P	n>10 n>5
2-core Single Ratio CT	8kA	20/5-5A~3200/5-5A	Metering (1st core)	10VA	0.5 1.0	FS5,10	-	-	-	5VA 10VA 15VA	0.5 1.0 0.5 1.0 1.0	-
	12.5kA	40/5-5A~3200/5-5A		15VA	1.0		-	-	-	-	-	-
	25kA	50/5-5A~3200/5-5A	Protection (2nd core)	10VA	5P10	20	-	-	-	5VA 10VA	1P 1P	n>20 n>15
	40kA	100/5-5A~3200/5-5A		15VA	5P10	10	-	-	-	15VA	1P	n>10

● Dimension

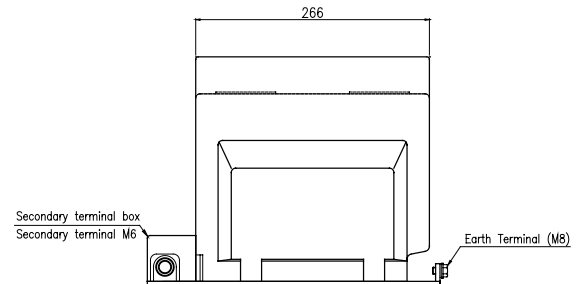
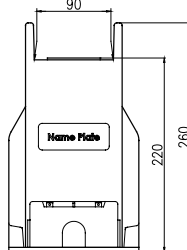
* Primary Terminal



General Type



Rib Type



HV / C T 고압변류기

HV / V T - M O F 고압변압기

LV / C T 저압변류기

LV / V T 저압변압기

R E L A Y 보호계전기

E L D 누전경보기

G F R 지락계전기

Z C T 영상변류기

M E T E R 지시전기계기

S H U N T 셉트