


WINDING TYPE (권선형) CURRENT TRANSFORMER

12~24kV (5~1500A / 40In~40kA)

W17CWA



EPOXY RESIN CASTING CURRENT TRANSFORMERS for highest voltage of equipment up to 24kV

W17CWA 변류기는 최고 회로전압 24kV급 절연성능으로 설계되어진 옥내용 에폭시몰드 제품으로 그 이하 전압(12,17.5kV) 제품에 대해서는 동일한 치수(DIMENSION)를 가진다. 본 제품은 소형경량의 Compact한 변류기 구조를 가짐으로서, 설치공간이 협소한 표준배전반에 매우 적합한 제품이다. 또한 1core, 2core 단일 비 또는 다중 비 형태의 제품으로 설계 및 제작이 가능하다.

The W17CWA current transformer is an indoor epoxy resin cast product designed in a maximum circuit voltage 24kV-class insulation performance, and the less voltage(12, 17.5kV) product has the same dimensions. This product has a miniature light-weight compact structure to be very suitable for standard switchboards installed in a narrow space. In addition, this can be designed and fabricated in a single or multiple ratio type such as 1 core and 2 cores.

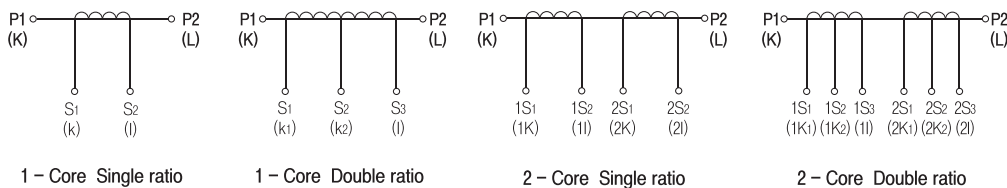
● Feature

규격 Standard	IEC - KS C - JEC
설계 및 적용 Design and Application	계기 및 보호용 Designed for measuring and/or protection
사용조건 Service condition	옥내 Valid for indoor service
작업공정 Working process	- 자동진공주형방식 Automatic vacuum casting method - APG방식 Automatic Pressure Gelation method

● Electrical characteristic

ITEM	MODEL		
	W17CWA		
Highest voltage for equipment (Um)	12kV	17.5kV	24kV
Rated power-frequency withstand voltage (60sec)	28kV	38kV	50kV
Rated lighting impulse withstand voltage (1.2/50μs)full wave	75kV	95kV	125kV
Rated frequency	50 / 60Hz		
Rated primary current(Ipr)	5 to 1500A		
Rated secondary current(Isr)	5 or 1A		
Rated continuous thermal current	120%		
Rated short-time thermal current Ith (1sec)	40In~40kA		
Rated dynamic current Idyn (2.5Xlth)	100kA		
Insulation class (according to 60085)	E		
Standard	According to customer requirements		
Weight (approx.)	25kg		

● Connection Diagram



WINDING TYPE (권선형) CURRENT TRANSFORMER



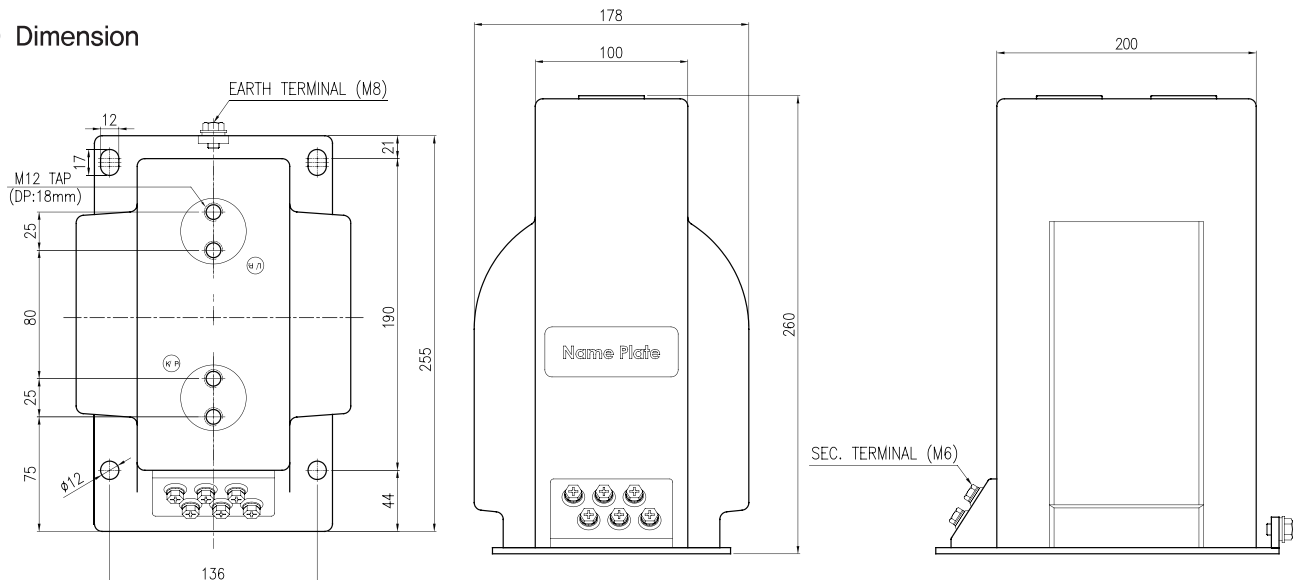
고압계기용변성기

12~24kV (5~1500A / 40In~40kA)

● Specification

ITEM	Rated short time current	Current Ratio		IEC 61869-2			KSC 1706, JEC 1201			IEEE C57.13								
		Single	Double	Class	Burden	Over Current Factor	Class	Burden	Burden	Class	Burden							
Metering	8kA	20/5A~1500/5A	40-20/5A~1500-750/5A	1.0	15VA	FS5	1.0	15VA	-	0.6, 1.2	12.5VA (B-0.5)							
	12.5kA	25/5A~1500/5A	50-25/5A~1500-750/5A															
	25kA	50/5A~1500/5A	100-50/5A~1500-750/5A															
	31.5kA	75/5A~1500/5A	150-75/5A~1500-750/5A															
	40kA	100/5A~1500/5A	200-100/5A~1500-750/5A															
	150In	5/5A~400/5A	10-5/5A~400-200/5A	0.5	15VA	FS10	0.5	15VA	-	1.2	22.5VA (B-0.9)							
	8kA	25/5A~1500/5A	50-25/5A~1500-750/5A															
	12.5kA	40/5A~1500/5A	80-40/5A~1500-750/5A															
	25kA	75/5A~1500/5A	150-75/5A~1500-750/5A															
	31.5kA	100/5A~1500/5A	200-100/5A~1500-750/5A															
40kA	150/5A~1500/5A	300-150/5A~1500-750/5A	1.0	30VA	FS10	1.0	40VA	-	1.2	45VA (B-1.8)								
8kA	25/5A~1500/5A	50-25/5A~1500-750/5A																
12.5kA	40/5A~1500/5A	80-40/5A~1500-750/5A																
25kA	75/5A~1500/5A	150-75/5A~1500-750/5A																
31.5kA	100/5A~1500/5A	200-100/5A~1500-750/5A																
40kA	150/5A~1500/5A	300-150/5A~1500-750/5A	5P 10P	15VA	10	1P	15VA	n>10	T50	12.5VA								
150In	5/5A~400/5A	10-5/5A~400-200/5A																
8kA	20/5A~1500/5A	40-20/5A~1500-750/5A																
12.5kA	20/5A~1500/5A	40-20/5A~1500-750/5A																
25kA	50/5A~1500/5A	100-50/5A~1500-750/5A																
31.5kA	75/5A~1500/5A	150-75/5A~1500-750/5A																
40kA	100/5A~1500/5A	200-100/5A~1500-750/5A																
75In	5/5A~800/5A	10-5/5A~800-400/5A									5P 10P	30VA	10	1P	40VA	n>10	T100	25VA
8kA	50/5A~1500/5A	100-50/5A~1500-750/5A																
12.5kA	75/5A~1500/5A	150-75/5A~1500-750/5A																
25kA	150/5A~1500/5A	300-150/5A~1500-750/5A																
31.5kA	200/5A~1500/5A	400-200/5A~1500-750/5A																
40kA	250/5A~1500/5A	500-250/5A~1500-750/5A	5P 10P	15VA	20	1P	15VA	n>20	T200	50VA								
40In	5/5A~800/5A	10-5/5A~800-400/5A																
8kA	100/5A~1500/5A	200-100A~1500-750/5A																
12.5kA	150/5A~1500/5A	300-150A~1500-750/5A																
25kA	300/5A~1500/5A	600-300/5A~1500-750/5A																
31.5kA	400/5A~1500/5A	800-400/5A~1500-750/5A	5P 10P	15VA	20	1P	15VA	n>20	T200	50VA								
40kA	600/5A~1500/5A	1200-600/5A~1500-750/5A																

● Dimension



HV/CT
고압변압기

HV/VT-MOF
고압변압기

LV/CT
저압변압기

LV/VT
저압변압기

RELA
보호계전기

ELD
누전경보기

GFR
지락계전기

ZCT
영장변류기

METER
지시계기

SPD
서지보호기

SHUNT
샐트