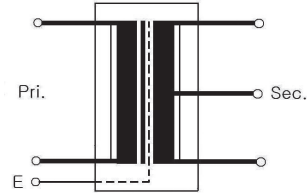




• Circuit Diagram



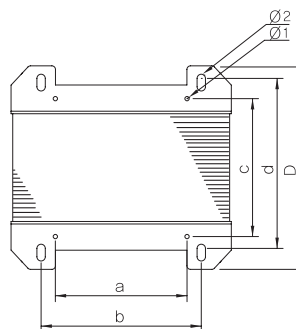
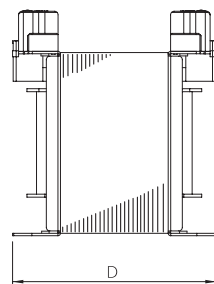
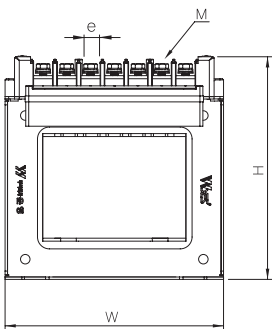
● Specifications

MODEL NO.	TYPE	SPECIFICATIONS		VA	A	DIMENSIONS (m/m)											WEIGHT (kg)
		PRI.(V)	SEC.(V)			W	H	D	a	b	c	d	e	(a.c)Ø1	Ø2	M	
• 36V SERIES																	
WYTB-3640AP	WT	0-110-200 -220-(E)	0-18-24 -28-32-36	40	1.1	79	89	83	42	57	48.5	63	7	Ø3.6	5X12	3.5	1.31
WYTB-3660AP				60	1.6	79	89	88	42	57	53.5	68	7	Ø3.6	5X12	3.5	1.65
WYTB-3680AP				80	2.2	89	98	105	46	65	62	83	7	Ø3.6	5X12	3.5	2.30
WYTB-36100AP				100	3	98	106	105	54	72	60	88	7	Ø3.6	6X12	3.5	2.59
WYTB-36150AP				150	4.2	98	106	113	54	72	68	94	7	Ø3.6	6X12	3.5	3.23
WYTB-36200AP				200	5.5	111	114	110	58	76	65.5	88	10	Ø3.6	5X10	4	3.6
WYTB-36300AP				300	8.3	121	122	114	66	84	73	95	10	Ø3.6	5X10	4	4.97
WYTB-36500AP				500	14	140	140	126	82	98	79.5	105	10	Ø3.6	6X12	4	7.1
WYTB-36750AP				750	20	160	162	146	96	114	92.5	125	10	Ø3.6	6X13	4	10.70
WYTB-361KAP				1K	27	160	160	157	96	114	100.5	135	10	Ø3.6	6X14	4	12.30
WYTB-361.5KAP				1.5	41	184	188.5	160	110	133.8	105.2	132	16	Ø3.6	7X14	6	17.00
WYTB-362KAP				2	55	184	188.5	180	110	133.8	125.2	147	16	Ø3.6	7X19	6	20.10
• 50V SERIES																	
WYTB-5040AP	WT	0-110-200 -220-(E)	0-25-40 -45-50	40	0.8	79	89	83	42	57	48.5	63	7	Ø3.6	5X12	3.5	1.31
WYTB-5060AP				60	1.2	79	89	88	42	57	58.5	68	7	Ø3.6	5X12	3.5	1.65
WYTB-5080AP				80	1.6	89	98	105	46	65	62	83	7	Ø3.6	5X12	3.5	2.30
WYTB-50100AP				100	2	98	106	105	54	72	60	85	7	Ø3.6	6X12	3.5	2.59
WYTB-50150AP				150	3	98	106	113	54	72	68	94	7	Ø3.6	6X12	3.5	3.23
WYTB-50200AP				200	4	111	114	110	58	76	65.5	88	10	Ø3.6	5X10	4	4.32
WYTB-50300AP				300	6	121	122	114	66	84	73	95	10	Ø3.6	5X10	4	4.97
WYTB-50500AP				500	10	140	140	126	82	98	79.5	105	10	Ø3.6	6X12	4	7.1
WYTB-50750AP				750	15	160	162	146	96	114	92.5	125	16	Ø3.6	6X13	6	10.7
WYTB-501KAP				1K	20	160	160	157	96	114	100.5	135	16	Ø3.6	6X14	6	12.3

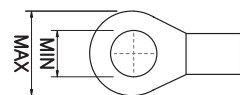
※ 정격용량 : 최대전압(TAP)에서의 용량임.  
 ※ Rated capacity : Capacity at the maximum voltage(TAP).

● Dimension

• WT Type



● Terminal



40VA~100VA : Max 6, Min 3.5  
 150VA~1kVA : Max 9, Min 4  
 1.5~2kVA : Max 15, Min 6

노이즈컷트 트랜스  
 REACTOR 리액터  
 TRANSFORMER 트랜스포머  
 AHF  
 PHF  
 MSF  
 SWF  
 ZHF