


JT-4N(P), JT-8N(P) Branched unit with JST SM CONNECTOR

User's Guide



[JT-4□]

[JT-8□]

Thank you for purchasing product of SAMWON ACT.

Please check model of product that you purchase first, and read this manual prior to use it.

● Caution for Safety

⚠ Caution Case that results in serious damage in human body or equipment, and fire if user handles this equipment wrongly

⚠ Warning Case that results in slight damage in human body or equipment, and fire if user handles this equipment wrongly

⚠ Caution

- When machining and wiring the mounting hole, do not allow foreign matter such as dust or wire covering to enter the connection terminal.
Failure to do so may result in damage to the unit, heat, or ignition.
- Be sure to shut off the power supply from the outside before mounting and wiring.

※ The connection cable for PLC of various makers is provided by us. Please refer to the catalogue or contact Head or branch office if you need more detail models and specifications.

⚠ Warning

- Use within the specified temperature range, (−10°C ~ +50°C)
Damage to the outer case may occur.
- Use within the specified rated voltage and rated current range.
This may result in fire or damage to the product.
- Read this user's guide which is attached to product, and check product's nominal, characteristics, specification, wiring diagram and how to handle prior to use.
- Please make sure to check the internal wiring diagram of the terminal block and the arrangement of the controller PIN (terminal) when making the connection cable between the controller (PLC etc.). It may be the cause of malfunction or damage of this equipment and user's.

● Model Configuration

JT - 4N

① ② ③

① Branched unit with JST SM CONNECTOR

② A number of branched circuit(I/O)

③ Internal Common polarity

● Model Selection

Model	IO Point(s)	Common	Mounted connector Model	Dimensions	Mounting method
JT-4N	4 Point	NPN (+COM)	SMP-03V With Contact * 4	45.0 × 59.0	Screw mounting DIN Rail (Channel)
JT-4P		PNP (-COM)			
JT-8N	8 Point	NPN (+COM)	SMP-03V With Contact * 8	73.0 × 59.0	
JT-8P		PNP (-COM)			

● Characteristics

Rated voltage	12~24V DC
Rated current	2A
Insulation resistance	100MΩ or above (DC 500V)
Dielectric strength	AC500V, 1min
Applicable wire	AWG22~16 (MAX1.5mm ²)
Screw torque	0.8N · m (8kgf · cm)
Ambient temperature	−10°C ~ +50°C (No condensation)

● Material

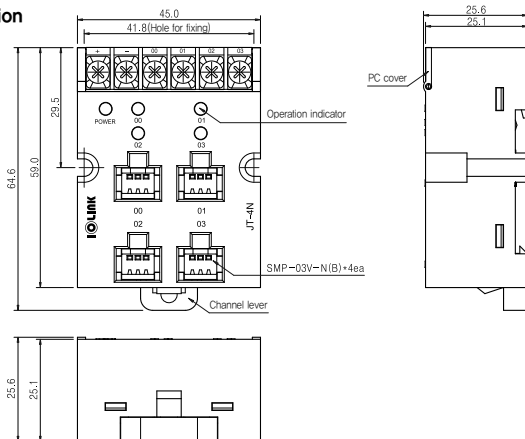
Connector	66Nyron
Case	Modifi PPO
P.C.B	Eoxy 1.6t

● Separate product (Branch side connector)

Branch Side Connector Model	Branch Side Connector Contact Model
• SMR-03V-N 	• SYM-001T-P0.6 (AWG22~28)

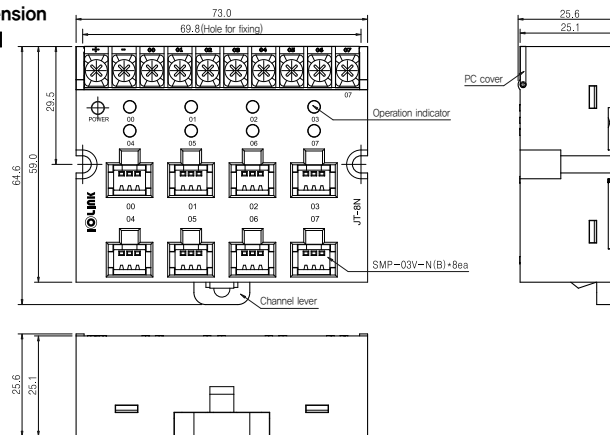
● Dimension

● JT-4□



● Dimension

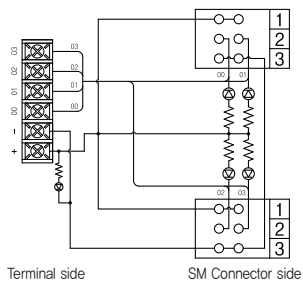
● JT-8□



● Wiring Diagram

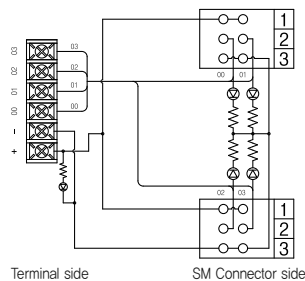
● JT-4N(NPN) (NPN)

- Board Connector Specification
: SMP-03V-N(B) * 4ea
- Cable Connector Specification (User Specification)
: SMR-03V-NC(BC) * 4ea



● JT-4P(PNP) (PNP)

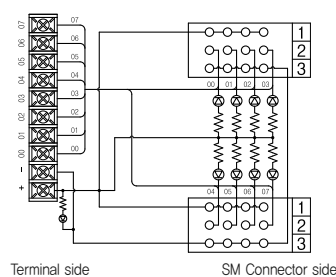
- Board Connector Specification
: SMP-03V-N(B) * 4ea
- Cable Connector Specification (User Specification)
: SMR-03V-NC(BC) * 4ea



● Wiring Diagram

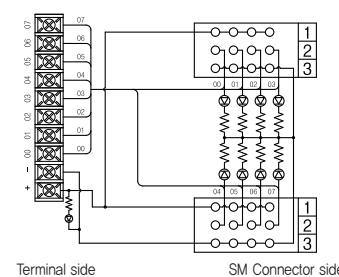
● JT-8N(NPN) (NPN)

- Board Connector Specification
: SMP-03V-N(B) * 8ea
- Cable Connector Specification (User Specification)
: SMR-03V-NC(BC) * 8ea



● JT-8P(PNP) (PNP)

- Board Connector Specification
: SMP-03V-N(B) * 8ea
- Cable Connector Specification (User Specification)
: SMR-03V-NC(BC) * 8ea



※ The above specifications are subject to change without notice.

※ Please contact HQ or branch office where you purchased product for A/S of this product or technique.



삼원ACT(주)
SAMWON ACT Co., Ltd.

■ HQ : 47035, 28, Daedong-ro, Sasang-gu, Busan
TEL : (051)320-7777 FAX : (051)312-2233
■ SEOUL Office : 14353, M Cluster-707, 17, Deogan-ro
104beon-gil, Gwangmyeong-si, Gyeonggi-do
TEL : (02)837-2230 FAX : (02)837-2226

NO.201912-OM-ENG-JT