



Skid steer loader



Full products line



Bawoo Company Corp.

"In the name of BAWOO COMPANY, there are quality and satisfaction by continuous technical development"

We are specialized in manufacturing of skid steer loader since 1990. BAWOO COMPANY is leading Korean manufacturer and exporter of skid steer loader and various attachments. The full range of product line, good quality, and competitive prices have made us one of the fastest growing companies of its kind in Korea.

BAWOO COMPANY's line of products combine high performance with exceptional durability and quality. One of our advantage is products according to customer's needs and continuous improvement of quality. We are small but we have tons of potentiality for the future and enough technology. Our freedom allows us to concentrate on developing the latest technologies into our equipment. We have been looking for the best way in order to increase your productivity at the toughest environment.

We will continue to work hard to earn our customer's trust and satisfaction.



V Series

V57/N67/N87

The new standard for productive comfort and speed on the site.

New line up, vertical lift loader arms provide long reach, maximum lifting and dumping capacity at full lift height. The new V series skid loader is the outcome of Bawoo's superior innovation and product development. V series are built for more aggressive tasks than SSL series.

These are just some of the features that come standard when you buy Bawoo.

A few common features are:

- Lift arm provides more higher height and longer reach.
It is achieved at a truck loading and unloading heights
- An enhanced chassis provides superior weight distribution and stability
- New single-plane vertical-lift, robust lift arm
- More tractive power, You can push more and dig harder.



DIMENSION	V57	V67	V87
Power output / rpm	53HP/2500rpm	64HP/2600rpm	84.5HP/2600rpm
Rated Operating Capacity	950kg	1,020kg	1,020kg
Operating Weight	2,830kg	2,970kg	2,970kg



BSL Series

BSL330 / BSL350 / BSL400

BSL series is with new feature of ergonomic designed new cab. Operation, maintenance and machine designed is greatly enhanced.

Standard joystick controls allow you to control all machine functions with your hands.

Fingertip controls make all operation comfortable and accurate.

New features keep you running longer, increase your uptime.

DIMENSION	BSL330	BSL350	BSL400
Power output / rpm	(C)74HP/2600rpm or (K)84.5HP/2600rpm	(C)74HP/2500rpm or (K)84.5HP/2600rpm	100HP/2600rpm
Rated Operating Capacity	1,050kg	1,200kg	1,430kg
Operating Weight	3,350kg	3,570kg	3,775kg



BSL EX Series

BSL350EX / BSL400EX

Telescopic boom-UNIQUE ITEM for skid steer loader
Innovative product development and unique EX model are bawoo core competencies.

Unique Telescopic model as optional item.
Telescopic boom offer greater vertical outreach than other models.
You can experience the new dump reach as well as
dump height with telescopic boom.
It's right model for higher working height.
BAWOO telescopic boom are engineered for the
toughest commercial, residential and landscaping applications.

DIMENSION	BSL350EX	BSL400EX
Power output / rpm	74HP/2500rpm or 84.5HP/2600rpm	100HP/2600rpm
Rated Operating Capacity	1,200kg(880kg)	1,430kg(920kg)
Operating Weight	3,990kg	4,195kg
Dump Height	3,255mm	3,385mm



J Series

J57/J67

J series will give you the power and control to get the job done right.

J series features redesigned cab with a standard suspension seat and improved service ability.

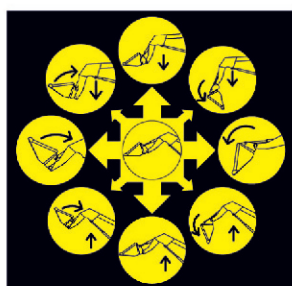
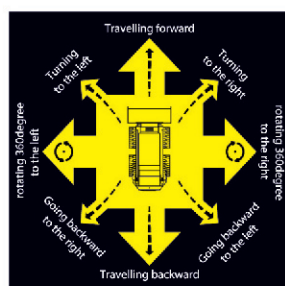
Joystick controls allow you to control all machine functions with your hands.

Fingertip controls make all operation comfortable and accurate. The detent feature continuously engages hydraulic flow without needing to hold the switch.

J series gives you more than enough power and convenience to perform high productivity loading duties without any fatigue.

Travel by left joystick control and operation of bucket and lift arm by right joystick control.

DIMENSION	J57	J67
Power output / rpm	53HP/2500rpm	65HP/2600rpm
Rated Operating Capacity	850kg	910kg
Operating Weight	2,780kg	2,890kg



SSL Series

SSL5700/6700

SSL series are a great all-around skid steer loader, from paving to loading and more.

SSL series are designed for long & stable operation in the toughest applications and they combine the best performance advantages into one machine, the superior reach and lift capacity along with unmatched stability.

SSL series are smooth, quiet and very efficient.

Spacious cab give you excellent leg room.

Functional operator's room gives you all-day comfort and it must increase your productivity. You'll experience the highest level of design, comfortable operator's room and exceptional performance on SSL series.

NOW ENJOY YOUR WORKS with SSL series!

DIMENSION	SSL5700	SSL6700
Power output / rpm	53HP/2500rpm	64HP/2600rpm
Rated Operating Capacity	850kg	910kg
Operating Weight	2,680kg	2,790kg



M Series

M50/720

For particular purpose of skid steer loader at tight area
A compact but highly effective by a narrow width,
High dump height and powerfull performance.
M50 features a compact size for many inside tasks
that requiring maximum handling power
and maneuverability in a confined space.

DIMENSION	M50	720
Power output / rpm	53HP/2500rpm	53HP/2500rpm
Rated Operating Capacity	680kg	720kg
Operating Weight	2,290kg	2,320kg



BTL Series

BTL300 / BTL400 / BTL400EX

Experience the difference of BTL series now.
You must meet exceptional power, performance and versatility.
Compact track loader BTL is the right solution.
When you deal with jobs demanding power and traction.
BTL series offers large operator's area with Pilot joystick control system(BTL 400 series), permanently lubricated idlers and rollers, excellent traction and flotation by wide track, right mounting undercarriage, ground clearance for travel over rough terrain.

DIMENSION	BTL300	BTL400	BTL400EX
Power output / rpm	64HP/2600rpm	84.5HP/2600rpm	84.5HP/2600rpm
Rated Operating Capacity	885kg	1,320kg	1,320kg(930kg)
Operating Weight	3,375kg	4,230kg	4,650kg



Features

All Bawoo loaders brings a long list of innovative features and class-leading performance.



Operator station


The cab features certified safety ROPS & FOPS, a spacious operator's room.

Technically advanced instrument panels at right and left side provides a super view in all directions and easy notice in condition of loader.

Operator restraint system will protect you. All skid loaders are equipped with a hydraulic automatic locking system for operator's safety.

Loader don't move as well as bucket & lift arm don't move when operator raise safety bar.

Operator can work at comfortable & quiet working condition. We applied insulation materials between operator's room and engine room for low cab noise.



Power and Durability

The superior versatility and design make SSL series an exceptional value for you

Long-running performances make SSL series the ideal skid steer loader for hard work in confined spaces.

A HARD WORKER, all our product lines are powered by a rugged diesel engine.

An energy-efficient power engine will deliver the performance you need.

Large hydraulic capacities and excellent cooling capacities make loader work easy.

Triple filtration system strain even tiny particles from the oil and keep the engine, transmission and hydraulic system running for years.

High efficiency motor & pump and rugged engine system increase durability of loader.

A cutoff device of battery prevent discharging battery in a long period of storage.

All SSL series has been protected by an electro-deposited coating system, which completely seals each metallic component and offers a superlative degree of protection from damage and corrosion.



Serviceability

All skid steer loaders are designed for quick and easy serviceability.

Full tilt ROPS & FOPS, easily removable rear door without tools provide the greatest access for daily service checks and routine maintenance.

Operator can access to air cleaner, engine, pump and major components easily.


Options

There are many options for customer's convenience and higher performance.




Auxiliary hydraulic system

This item is essential for various attachments. Concealed aux. hydraulic lines for protection of hoses.



Heater

Heater installed at the bottom of seat make warm from legs to whole room.



Air conditioner

Air conditioner allows you to control the climate in any weather by air ducts.




Foot pedal

Travel by both steering levers and operation of bucket and lift arm by both feet.




Cabin

Completely sealed cab enclosure for efficient heater & A/C



Direction Indicator



Chain tensioner

This item is to prevent chains from loosening.

Universal quick tach and Various attachments

for versatile skid steer loader



High flow system

This item is used to operate high horsepower attachments.



Self leveling system

This item is used to keep the level of bucket automatically while lift arm is rising. This operation prevent operator from dropping cargo and reduce loader's shake.



Two-speed travel

Enables operators to travel faster and get more work done. Boosts top travel speed with a simple fingertip toggle switch located on the loader's control handles.

Power supply

Convenient 12V port power cell phones and other carry-ons.



Motor

Vis motor for stable operation & high pressure, a motor with a built-in hydraulic brake system



Double accelerator

You can adjust RPM of engine easily by hand accelerator and foot accelerator.



Rotating beacon

Attachments



Auger

- Auger is used for digging vertical holes, even though the loader is working on uneven terrain.
- Digga premium drilling augers are designed for drilling and augering in most ground conditions. The innovative design allows the gearbox to go down the hole to maximise drilling depth without extensions.



Backhoe

- Transforms skid steer loader into a powerful mini-excavator
- Backhoe are designed for high productive digging and smooth operation.
- Cost-effective and convenient for rental dealers, landscaping, nurseries, sewage system and water and power line contractors, and electrical contractors.



Breaker

- Breaker provides high-impact forces for vertical and horizontal breaking concrete, rock, pavement and other demolition project.
- Lower maintenance, with a boltless mounting system
- A high quality, modern hammer
- Lower sound power levels.



Compactor

- High impulse energy for greater compaction.
- It is very useful in strengthening an incline and helping to strengthen the basis of soil, aggregate and sand after the road construction work.
- Perfect and strong compacting.
- To harden the ground and the slope.
- Water works and sewer construction, reclamation of the gas pipe, cable and wire, repair work on asphalt etc.



4 in 1 bucket

- Needed just one attachment to do so many things at once. It is ideal for grappling, dozing, backfilling, loading, digging and fine grading.



Fork

- Handle materials easier and move materials faster with the utility fork attachment. The strong teeth handle a variety of farm and ranch chores easily and efficiently.



High dump bucket

- Reach new heights with your current skid steer loader. With the high-dump bucket you can increase your dumping height.
- High Dump Bucket is an essential attachment in the poultry business. With the extra dumping height, you can easily load dump trucks to capacity. Bawoo high dump bucket has extra tall sides, to make your clean up job get done faster.



GET more functions!

Various attachments fill needs in agriculture, construction, landscaping, industrial, mining and waste applications.

Largest variety of attachments adds greater versatility to your skid steer loaders. All loaders are equipped with universal quick coupler system for easy installation of various attachments and concealed aux. hydraulic lines for protection of hoses. Not only BAWOO offers the various range of skid steer loader with performance but also BAWOO offers more attachments to improve your models.


Having the right tools is key to any job.

BAWOO skid steer loaders can be competent for shoveling, lifting, excavating, drilling, cleaning work with different attachments.



Bale handler

- Useful for round or square bales
- Slide from min. 430mm to max. 1460mm



Grapple

(Fork grapple, utility Bucket grapple)

- Grapple handle loose or bulky landscaping or farming materials like straw, rugged barnyard manure.
- Cut down on daily hand chores and free up your time, perform a wide variety of job functions.
- Grapple is ideal for handling scrap, waste or pipe.

This grapple allows easy handling of a variety of hard-to-manage materials in the industrial setting or construction site. It's built strong for tough working conditions




Pallet fork

- Move bulky, bagged or palletized materials quickly and easily.
- Adjustable forks load and unload, lift and carry, move and place materials in industrial plants and landscaping.




Sweeper

- Sweepers is the right choice for today's clean-up needs.
- Sweeps loose materials while loader moves forward and cleans surface of debris or snow.
- Sweeps parking lots, warehouse, docks, etc. and cleans up construction sites.
- Sweep, collects and dump debris to the bucket and then empty bucket.



Snow blade/dozer blade

- Our blades are commercial quality and heavy duty.
- Whether clearing snow in the winter or grading in the summer, the snow blade works to easily move and discard materials.
- Excellent blade visibility and maneuverability makes any removal job quick and easy.
- Materials flow away easily with the rolled moldboard design.
- Prevent sparks and surface gouges with rubber and poly cutting edges available.



Tooth bucket

- Skid steer loader bucket with teeth. Tooth bucket is ideal for light-duty grading and leveling applications as well as material handling.
- It offer good bucket breakout force and capacity.



Screen bucket

- Screen bucket is excellent for picking up rocks and leaving excess dirt or sand behind from work areas can be cultivated or landscaped.



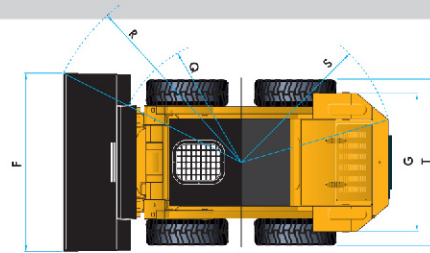
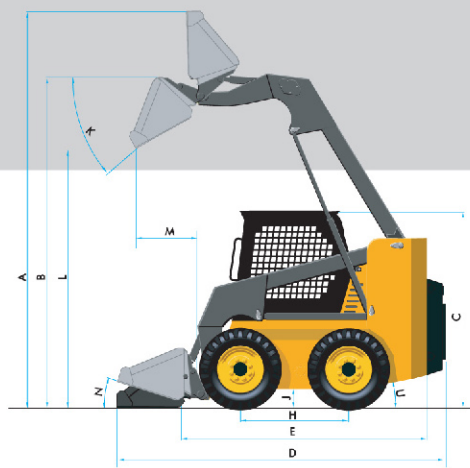
Track over wheel

- Easy installation to tires in less than 30 minutes
- Improve performance in rough, rocky, and muddy conditions with steel tracks.
- Steel track over wheels provide better flotation and reduced ground pressure, protection of tires from wear and damage.

Specifications

Dimension		M50	720	SSL5700	SSL6700	J57	J67
Overall operating height (to top of bucket)	A	3,498mm	3,700mm	3,887mm	4,007mm	3,887mm	4,007mm
Overall operating height (to hinge pin)	B	2,629mm	2,840mm	2,984mm	3,099mm	2,984mm	3,099mm
Overall Height	C	1,700mm	1,889mm	2,032mm	2,047mm	2,032mm	2,047mm
Overall Length (with bucket)	D	3,143mm	3,148mm	3,285mm	3,390mm	3,285mm	3,390mm
Overall Length (without bucket)	E	2,445mm	2,425mm	2,570mm	2,672mm	2,570mm	2,672mm
Overall Width	F	1,240mm	1,490mm	1,690mm	1,810mm	1,690mm	1,810mm
Tread Width (or track gauge)	G	990mm	1,204mm	1,343mm	1,384mm	1,343mm	1,384mm
Wheel Base (or Length of track on ground)	H	958mm	1,047mm	1,045mm	1,100mm	1,045mm	1,100mm
Ground Clearance	J	143mm	192mm	184mm	209mm	184mm	209mm
Dump Angle	K	35degree	43degree	42degree	42degree	42degree	42degree
Dump Height	L	1,981mm	2,094mm	2,256mm	2,393mm	2,256mm	2,393mm
Dump Reach	M	537mm	400mm	624mm	589mm	624mm	589mm
Rollback at ground	N	26degree	35degree	23degree	23degree	23degree	23degree
Turn circle front (without bucket)	Q	1,268mm	1,175mm	1,245mm	1,276mm	1,245mm	1,276mm
Turn circle front (with bucket)	R	1,915mm	1,855mm	2,011mm	2,068mm	2,011mm	2,068mm
Turn circle rear	S	1,348mm	1,436mm	1,491mm	1,557mm	1,491mm	1,557mm
Overall width (without bucket)	T	1,200mm	1,469mm	1,613mm	1,696mm	1,613mm	1,696mm
Departure angle	U	22degree	25degree	24degree	25degree	24degree	25degree

Performance		M50	720	SSL5700	SSL6700	J57	J67
Rated operating capacity		680kg	720kg	850kg	910kg	850kg	910kg
Tipping load		1,300kg	980kg	1,680kg	1,980kg	1,680kg	1,980kg
Operating weight		2,290kg	2,320kg	2,680kg	2,790kg	2,780kg	2,890kg
Travel speed		10.6km/h	11.8km/h	10.3km/h	11.8km/h	10.3km/h	11.4km/h
Bucket capacity (heaped capacity)		0.29m ³	0.40m ³	0.40m ³	0.45m ³	0.40m ³	0.45m ³
Drive		4WD	4WD	4WD	4WD	4WD	4WD
Tire (or Track width for STL)		10*16.5	10*16.5	10*16.5	12*16.5	10*16.5	12*16.5
Power output		53HP	53HP	53HP	64HP	53HP	64HP
/ rpm		/2500rpm	/2500rpm	/2500rpm	/2600rpm	/2500rpm	/2600rpm



V57	V67	V87	BSL350	BSL350EX	BSL400	BSL400EX	BTL300	BTL400	BTL400EX
3,848mm	3,871mm	3,871mm	4,861mm	4,861mm	4,962mm	4,962mm	4,119mm	4,236mm	4,923mm
2,955mm	2,980mm	2,980mm	3,258mm	3,945mm	3,385mm	4,046mm	3,196mm	3,288mm	3,975mm
2,032mm	2,057mm	2,057mm	2,057mm	2,057mm	2,092mm	2,092mm	2,100mm	2,084mm	2,084mm
3,300mm	3,300mm	3,300mm	3,473mm	3,473mm	3,585mm	3,585mm	3,459mm	3,571mm	3,571mm
2,586mm	2,586mm	2,586mm	2,571mm	2,571mm	2,863mm	2,863mm	2,754mm	2,830mm	2,830mm
1,690mm	1,810mm	1,810mm	1,886mm	1,886mm	1,886mm	1,886mm	1,560mm	1,886mm	1,886mm
1,343mm	1,384mm	1,384mm	1,502mm	1,502mm	1,476mm	1,476mm	1,402mm	1,582mm	1,582mm
1,045mm	1,045mm	1,045mm	1,181mm	1,181mm	1,216mm	1,216mm	1,400mm	1,619mm	1,619mm
184mm	209mm	209mm	195mm	195mm	205mm	205mm	255mm	240mm	240mm
41degree	41degree	41degree	36degree	36degree	37degree	37degree	36degree	37degree	37degree
2,234mm	2,245mm	2,245mm	2,588mm	3,255mm	2,620mm	3,385mm	2,515mm	2,595mm	3,281mm
901mm	854mm	854mm	567mm	920mm	515mm	965mm	616mm	569mm	980mm
26degree	26degree	26degree	27degree	27degree	27degree	27degree	29degree	27degree	27degree
1,246mm	1,246mm	1,246mm	1,330mm	1,330mm	1,325mm	1,325mm	1,215mm	1,427mm	1,427mm
2,011mm	2,036mm	2,036mm	2,116mm	2,116mm	2,096mm	2,096mm	2,193mm	2,243mm	2,243mm
1,504mm	1,504mm	1,504mm	1,606mm	1,606mm	1,727mm	1,727mm	1,419mm	1,617mm	1,617mm
1,613mm	1,696mm	1,696mm	1,800mm	1,800mm	1,800mm	1,800mm	1,525mm	1,929mm	1,929mm
23degree	25degree	25degree	25.5degree	25.5degree	15degree	15degree	23degree	34degree	34degree

V57	V67	V87	BSL350	BSL350EX	BSL400	BSL400EX	BTL300	BTL400	BTL400EX
950kg	1,020kg	1,020kg	1,200kg	1,200kg(880kg)	1,430kg	1,430kg(920kg)	885kg	1,320kg	1,320kg(930kg)
1,974kg	2,050kg	2,050kg	2,720kg	2,720kg	3,010kg	3,010kg	2,160kg	2,640kg	2,640kg
2,830kg	2,970kg	2,970kg	3,570kg	3,990kg	3,775kg	4,195kg	3,395kg	4,650kg	4,650kg
10.8km/h	10.5km/h	10.5km/h	10.9km/h	10.9km/h	12.5km/h(18.0km/h)	12.5km/h(18.0km/h)	11.5km/h	10.8km/h	10.8km/h
0.40m³	0.45m³	0.45m³	0.5m³	0.5m³	0.5m³	0.5m³	0.45m³	0.5m³	0.5m³
4WD	4WD	4WD	4WD	4WD	4WD	4WD	Rubber crawler type		
10*16.5	12*16.5	12*16.5	12*16.5	12*16.5	12*16.5	12*16.5	320mm	460mm	460mm
53HP	64HP	84.5HP	74HP	74HP	100HP	100HP	64HP	84.5HP	84.5HP
/2500rpm	/2600rpm	/2600rpm	/2500rpm	/2500rpm	/2600rpm	/2600rpm	/2600rpm	/2600rpm	/2600rpm

* Specification and design are subject to change without notice.



www.bawoocompany.co.kr



Bawoo Bawoo Company Corp.

#60-4gil 3rd Industrial zone, Buk-myun, Jeongeup,
Jeonbuk, Korea 580-924
Tel: 82-63-532-2700 Fax: 82-63-214-4175
URL: www.cowloader.co.kr or www.bawoocompany.co.kr
E-mail: skid2000@cowloader.co.kr