



More than a excavator or a mini loader

cougar **EXL**

Transforming mini loader



Bawoo Company Corp.

#60-4gil 3rd Industrial zone, Buk-myun, Jeongeup, Jeonbuk, Korea 580-924
Tel: 82-63-532-2700 Fax: 82-63-214-4175
URL: www.cowloader.co.kr or www.bawoocompany.co.kr
E-mail: skid2000@cowloader.co.kr
<https://www.youtube.com/channel/UC06ETZLlo5tbmc7mgZTEzXw>

20150303 PLANT



Bawoo Company Corp.

"In the name of BAWOO COMPANY, there are quality and satisfaction by continuous technical development"

We are specialized in manufacturing of skid steer loader since 1990. BAWOO COMPANY is leading Korean manufacturer and exporter of skid steer loader and various attachments. The full range of product line, good quality, and competitive prices have made us one of the fastest growing companies of its kind in Korea.

BAWOO COMPANY's line of products combine high performance with exceptional durability and quality. One of our advantage is products according to customer's needs and continuous improvement of quality. We are small but we have tons of potentiality for the future and enough technology. Our freedom allows us to concentrate on developing the latest technologies into our equipment. We have been looking for the best way in order to increase your productivity at the toughest environment.

We will continue to work hard to earn our customer's trust and satisfaction.

More than a **LOADER!** more than a **EXCAVATOR!** That is the very **cougar^{EXL}**

Raise your working level - you can work with excavator mode where loader can't give you enough productivity or with loader mode whrer excavator show weak working condition.

Technological power! The most advanced **COUGAR EXL**

The most advanced skid steer loader as well as excavator.

Do you need excavator and loader together? If you do, You can enjoy various functions by only one COUGAR EXL. Now, don't think excavator or skid steer loader separately. You can combine them into one concept.

COUGAR EXL can be transformed to the excavator or to the skid steer loader perfectly by adjusting boom & arm.

This transform is very simple.

Exclusive to COUGAR EXL is the adjustable boom & arm and this patented boom & arm's technology is a result of more than 20 years in developing innovative equipment.

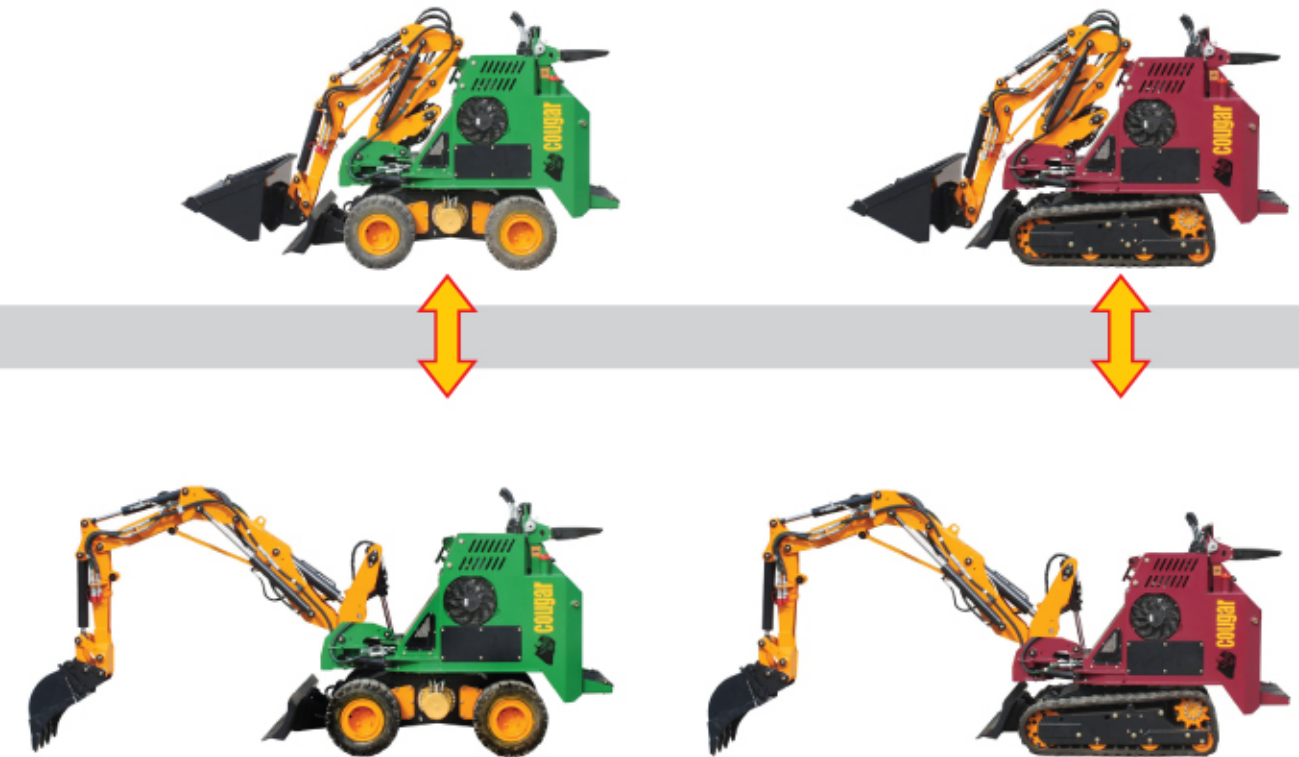
The COUGAR EXL defines the next generation of skid steer loader as well as excavator.


You can enjoy perfect loader system as well as excavator system by locking system on each mode and a fixing device

Transforming mini loader itself from mini loader to **excavator** in 20 sec.



from excavator to **mini loader** in 20 sec.





Systematic controls

Bawoo's controls provides highly responsive steering with little or no vibration feedback. The simple and easy to understand controls help minimise operator fatigue.

Protection system

The stand-on platform keeps operators out of mud and debris and reduces fatigue. Large platform offers more room and greater comfort for the operator. For safety, system will neutralize if operator leave platform.

Convenient access to engine compartment

All Cougar EXL series are designed for quick and easy serviceability to perform daily service checks and routine maintenance. Operator can access to engine, battery, oil filter, air filter element and major hydraulic parts easily.

Stable spec.

Cougar EXL series with track are designed for optimum traction and flotation with minimal compaction. Rubber track reduce damage to lawns and other established areas while supplying added traction on slopes and slippery surfaces. Dust cover we designed do not allow gravel or soil into track for applications on paved or finished surfaces. Optimum with and ground clearance provide safety and stability while working on steep grades.

360 degree rotation and addition swing system for various application


Two stage of swing system and four joints of boom system : this system allow you every work you need. Aux swing system designed for digging next to the wall or just below the wall or the corner. Strong swing system for tough working condition and any attachments.

Two speed system and high flow

Two speed system and two hydraulic line for optimum performance and more various application of attachments. Auxiliary hydraulics with quick-connect fitting so attachment can be changed easily and quickly.

You can perform multiple jobs on the same jobsite in less time.

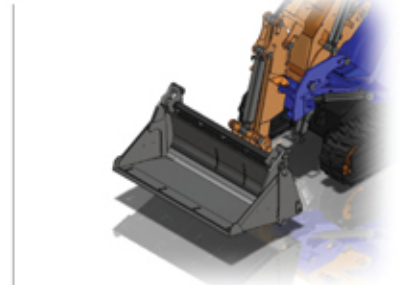
Attachment



Loader bucket (standard) 1020x550x375mm
(option) 1020x550x465mm



Excavator bucket (standard) 470x400x410mm
(option) 730x400x430mm



4 in 1 bucket 950x490x410mm



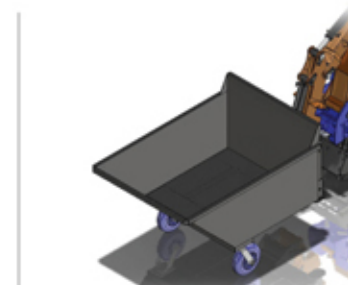
Auger Auger diameter 290mm
Max drilling depth 1200mm



Breaker Tool diameter 53mm
Impact rate 550-1000bpm



Grapple 470x400x410mm




Dumper 920x1370x650mm



Grass cutter Cut width 900mm
Knives 60ea
Cut height 20~80mm




Swing grass cutter Cut width 650mm
Knives 42ea
Cut height 20~80mm



Rotary hoe Working width 900mm
Working depth 125mm



Pallet fork 850x1025x740mm




Trencher Digging depth 900mm
Trench width 126mm



Sweeper Working width 900mm
Broom diameter 520mm
Broom material Nylon



Snow blower Working depth 870mm
Chimney rotation 180degree



Clamp Opening width 700mm
Clamp length 690mm



THE REVOLUTION IS HERE

Meet with the mini skid steer loader and mini excavator by only one Cougar EXL series.



Cougar EXL TS25

Just 20 seconds from loader to excavator

Just 20 seconds when you transform Cougar EXL from excavator to mini loader.

Every operation like transformation, exchange of attachments are very easy and simple.

And all transformation is done hydraulic system.



All new style & performance
No matter what your line of work
“construction, landscaping, demolition or farming”
You will complete your jobs more effectively with
Cougar EXL series.



Largest variety of attachments adds greater versatility to your Cougar EXL series.
 Cougar EXL series is equipped with quick-connect fittings for easy installation of various attachments.
 Some of the more popular attachment are available, various size of backhoe buckets, trencher, auger, 4 in 1 bucket, fork, sweeper, breaker and many more.
 You can enjoy more various applications by those attachments.
 A float section enhances the productivity of attachment that follow the contour of the ground.
 Meet various attachments for a wide range of utility, landscaping, construction tasks, plumbing and so on.
 Please see our attachment catalogue and visit our website for a complete list of attachments and availability.
 Cougar EXL series will help make you more productive, job after job.



Cougar EXL TS25

Just 20 seconds from loader to excavator

Just 20 seconds when you transform Cougar EXL from excavator to mini loader.
 Every operation like transformation, exchange of attachments are very easy and simple.
 And all transformation is done hydraulic system.





**Nothing works like a cougar EXL,
because nothing is built like one.**

New Cougar EXL series are versatile,
dependable and productive machines.
Cougar EXL series features the unique
arm & boom design that convert the
mode of machine.



Cougar EXL W25



EXL utilizes the technology of higher class machines.
Capacity and power are assured when working in confined spaces: small restructuring work, maintenance of sewerage systems, tunnels, the gardening and nursery sector where larger machines cannot operate, but also. EXL is small enough to pass through a door.
Robust enough to do various tough jobs.
An exceptional machine with its 25HP engine and digging depth of 2140mm.
The Kohler engine and the hydraulic circuit that uses two gear pumps assure a high operating speed and simultaneous movements.
The high speed system offers excellent handling and maximum maneuverability inside the worksite.

**New Cougar EXL are built to outperform on any jobsite.
Cougar EXL can go anywhere you need it to.
It's powerful kohler engine and high flow system give it the muscle to do the jobs of much larger machines.
More power. More productivity. More speed.
Simply put, Cougar EXL is the absolute greatest solution ever made.**

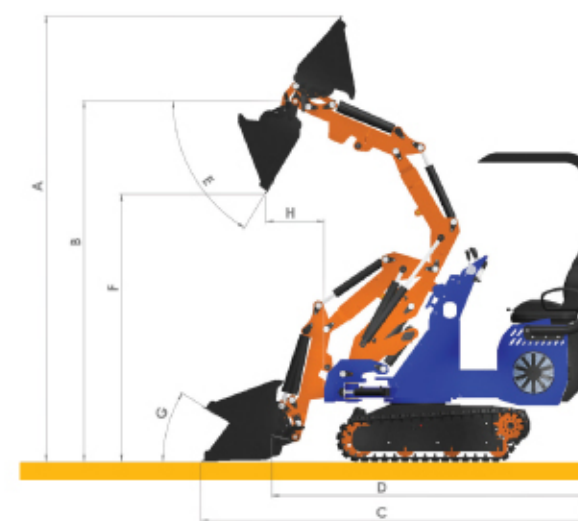


Cougar EXL W25

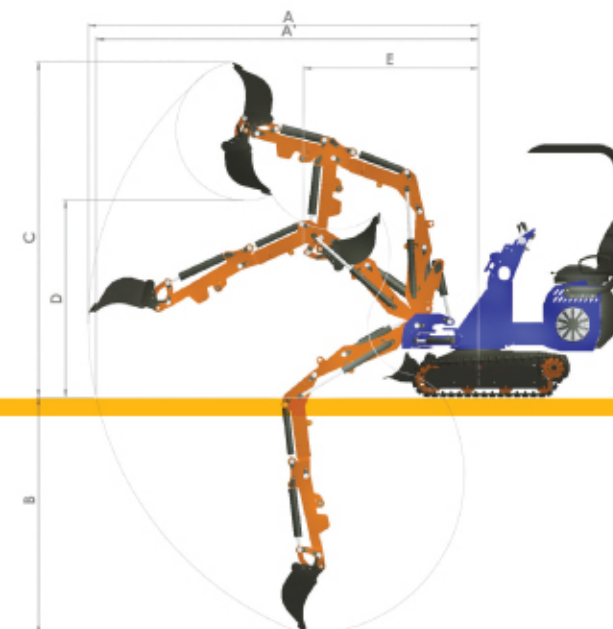


		EXL 25TS	EXL 25WS	EXL 25T	EXL 25W
Manufacture/Model		KOHLER/CH730	KOHLER/CH730	KOHLER/CH730	KOHLER/CH730
Horse power		25hp	25hp	25hp	25hp
Fuel tank		20L	20L	35L	35L
Hydraulic tank		15L	15L	23L	23L
Battery		12V/24AH	12V/24AH	12V/24AH	12V/24AH
PERFORMANCE					
Operating capacity (loader/excavator)		350/55kg	350/55kg	350/55kg	350/55kg
Tipping load (loader/excavator)		530/82kg	530/82kg	530/82kg	530/82kg
Operating weight (loader/excavator)		1,420/1,410kg	1,490/1,480kg	1,380/1,360kg	1,440/1,430kg
Bucket capacity (loader/excavator)		0.12m³/0.03m³	0.12m³/0.03m³	0.12m³/0.03m³	0.12m³/0.03m³
Drive		Crawler type	4 Wheel drive	Crawler type	4 Wheel drive
Travel speed (high/low), two speed system		4.25/3km/h	4.8/3.4km/h	4.25/3km/h	4.8/3.4km/h
Gradability		25°	23.5°	28°	26°
Ground pressure kg/cm2(psi)		0.365 (5.29)	-	0.365 (5.29)	-
Swing speed (high/low)		8.6/6.2LPM	8.6/6.2LPM	8.6/6.2LPM	8.6/6.2LPM
Tire (Track)		180mmx72Px42L	18x9-8	180mmx72Px42L	18x9-8
DIMENSION					
Overall length (loader)	A	2,810mm	2,832mm	2,729mm	2,707mm
Overall length (excavator)	A'	3,660mm	3,655mm	3,557mm	3,550mm
Overall height	B	2,221mm	2,281mm	1,504mm	1,564mm
Overall width	K	1,020mm	1,020mm	1,020mm	1,020mm
Rear turning radius	D	1,269mm	1,269mm	1,406mm	1,406mm
Overall length (w/o bucket)	E	2,313mm	2,357mm	2,210mm	2,253mm
Wheel base	F	1,089mm	895mm	945mm	895mm
Tread width (Track gauge)	G	682mm	745mm	681mm	745mm
Width of shoe	H	180mm	217mm	180mm	217mm
Ground clearance	J	122mm	145mm	122mm	145mm
Overall width (w/o bucket)	C	962mm	962mm	962mm	962mm
Hydraulic pump	Manufacture	CASAPA			
	Type	Gear type (double pump)			
	Capacity	16cc/11.2cc			
	Pressure	250bar			
Drive motor	Manufacturer	POCLAIN HYDRAULICS			
	Type	Radial piston motor			
	Capacity	213cc			
Swing motor	Manufacturer	M+S HYDRAULIC			
	Type	Orbit motor			
	Capacity	400cc			
Aux. hydraulics	Flow	Standard: 20L / High flow: 40L(high speed) / 57L(low speed)			
	Pressure	210bar			

LOADER PERFORMANCE



EXCAVATOR PERFORMANCE



LOADER PERFORMANCE

		EXL 25TS	EXL 25WS	EXL 25T	EXL 25W
Overall operating height (to top of)	A	3,200mm	3,277mm	3,200mm	3,277mm
Overall operating height (to hinge pin)	B	2,586mm	2,646mm	2,586mm	2,646mm
Overall length (with bucket)	C	2,822mm	2,832mm	2,822mm	2,832mm
Overall Length (without bucket)	D	2,313mm	2,357mm	2,313mm	2,357mm
Dump Angle	E	59°	53°	59°	53°
Dump Height	F	1,922mm	1,960mm	1,922mm	1,960mm
Dump Reach	H	420mm	440mm	420mm	440mm
Rollback at ground	G	32°	37°	32°	37°

EXCAVATOR PERFORMANCE

		EXL 25TS	EXL 25WS	EXL 25T	EXL 25W
Max. digging radius	A	3,400mm	3,456mm	3,400mm	3,456mm
Max. digging radius at Ground Level	A'	3,330mm	3,374mm	3,330mm	3,374mm
Max. digging depth	B	2,140mm	2,132mm	2,140mm	2,132mm
Max. digging height	C	3,074mm	3,185mm	3,074mm	3,185mm
Max. dumping height	D	1,851mm	1,857mm	1,851mm	1,857mm
Min. swing radiud of front part	E	1,464mm	1,464mm	1,464mm	1,464mm
Max. digging force		1,700kgf	1,500kgf	2,000kgf	1,800kgf
Size of dozer blade		1,000x136x310mm			

*Specification and design are subject to change without notice.



Full products line 2014



Bawoo Bawoo Company Corp.

937-2 Taegock-ri, Buk-myun, Jeongeup, Jeonbuk, Korea 580-924
Tel : 82-63-5322700 Fax: 82-63-2144175
URL: www.cowloader.co.kr or www.bawoocompany.co.kr
E-mail : skid2000@cowloader.co.kr



"In the name of BAWOO COMPANY, there are quality and satisfaction by continuous technical development"

We are specialized in manufacturing of skid steer loader since 1990. BAWOO COMPANY is leading Korean manufacturer and exporter of skid steer loader and various attachments.

The full range of product line, good quality, and competitive prices have made us one of the fastest growing companies of its kind in Korea.

BAWOO COMPANY's line of products combine high performance with exceptional durability and quality. One of our advantage is products according to customer's needs and continuous improvement of quality. We are small but we have tons of potentiality for the future and enough technology.

Our freedom allows us to concentrate on developing the latest technologies into our equipment.

We have been looking for the best way in order to increase your productivity at the toughest environment.

We will continue to work hard to earn our customer's trust and satisfaction.



02/03



V Series V57/V67/V87


The new standard for productive comfort and speed on the site. New line up, vertical lift load arms provide long reach, maximum lifting and dumping capacity at full lift height.

The new V series skid loader is the outcome of Bawoo's superior innovation and product development.

V series are built for more aggressive tasks than SSL series. These are just some of the features that come standard when you buy Bawoo. A few common features are:

- Lift arm provides more higher height and longer reach. It is achieved at a truck loading and unloading heights
- An enhanced chassis provides superior weight distribution and stability
- New single-plane vertical-lift, robust lift arm

DIMENSION	V57	V67	V87
Power output / rpm	53HP/2500rpm	65HP/2600rpm	85HP/2600rpm
Rated Operating Capacity	950kg	1,020kg	1,220kg
Operating Weight	2,830kg	2,970kg	3,050kg



J Series J57/J67/J87

J series will give you the power and control to get the job done right.

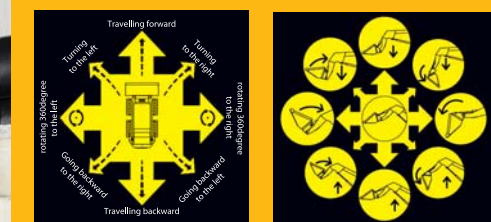
J series features redesigned cab with a standard suspension seat and improved serviceability.

Joystick controls allow you to control all machine functions with your hands.

Fingertip controls make all operation comfortable and accurate.

The detent feature continuously engages hydraulic flow without needing to hold the switch.

J series gives you more than enough power and convenience to perform high productivity loading duties without any fatigue. Travel by left joystick control and operation of bucket and lift arm by right joystick control.



DIMENSION	J57	J67	J87
Power output / rpm	53HP/2500rpm	65HP/2600rpm	85HP/2600rpm
Rated Operating Capacity	850kg	910kg	1,140kg
Operating Weight	2,780kg	2,890kg	3,420kg

SSL Series

SSL5700/6700/8700

SSL series are a great all-around skid steer loader, from paving to loading and more. SSL series are designed for long & stable operation in the toughest applications and they combine the best performance advantages into one machine, the superior reach and lift capacity along with unmatched stability. SSL series are smooth, quiet and very efficient. Spacious cab give you excellent leg room. Functional operator's room gives you all-day comfort and it must increase your productivity. You'll experience the highest level of design, comfortable operator's room and exceptional performance on SSL series. NOW ENJOY YOUR WORKS with SSL series!

DIMENSION	SSL5700	SSL6700	SSL8700
Power output / rpm	53HP/2500rpm	65HP/2600rpm	85HP/2600rpm
Rated Operating Capacity	850kg	910kg	1,140kg
Operating Weight	2,680kg	2,790kg	3,320kg




M Series

M50/720

For particular purpose of skid steer loader at tight area A compact but highly effective by a narrow width, High dump height and powerfull performance. M50 features a compact size for many inside tasks that requiring maximum handling power and maneuverability in a confined space.

DIMENSION	M50	720
Power output / rpm	53HP/2500rpm	53HP/2500rpm
Rated Operating Capacity	680kg	720kg
Operating Weight	2,290kg	2,320kg



STL Series

STL6700

Experience the difference of STL series now. You must meet exceptional power, performance and versatility. Compact track loader STL is the right solution. When you deal with jobs demanding power and traction. STL series offers large operator's area with the consolidated wire joystick control system, permanently lubricated idlers and rollers, excellent traction and flotation by wide track, right mounting undercarriage, ground clearance for travel over rough terrian.

DIMENSION	STL6700	STL6700EX
Power output / rpm	63HP/2600rpm	63HP/2600rpm
Rated Operating Capacity	1,070kg	700kg
Operating Weight	3,650kg	3,940kg



EX Series

SSL8700EX/STL6700EX

EX (EXtended boom)-UNIQUE ITEM for skid steer loader Unique Telescopic model as optional item. You can experience the new dump reach as well as dump height by EXtended boom. It's right model for higher working height. BAWOO telescopic boom are engineered for the toughest commercial, residential and landscaping applications.

DIMENSION	SSL8700EX	STL6700EX
Power output / rpm	85HP/2600rpm	63HP/2600rpm
Rated Operating Capacity	840kg	700kg
Operating Weight	3,420kg	3,940kg


Features

All Bawoo loaders brings a long list of innovative features and class-leading performance.



Operator station

The cab features certified safety ROPS & FOPS, a spacious operator's room. Technically advanced instrument panels at right and left side provides a super view in all directions and easy notice in condition of loader. Operator restraint system will protect you. All skid loaders are equipped with a hydraulic automatic locking system for operator's safety. Loader don't move as well as bucket & lift arm don't move when operator raise safety bar. Operator can work at comfortable & quiet working condition. We applied insulation materials between operator's room and engine room for low cab noise.



Power and Durability

The superior versatility and design make SSL series an exceptional value for you. Long-running performances make SSL series the ideal skid steer loader for hard work in confined spaces. A HARD WORKER, all our product lines are powered by a rugged diesel engine. An energy-efficient power engine will deliver the performance you need. Large hydraulic capacities and excellent cooling capacities make loader work easy. Triple filtration system strain even tiny particles from the oil and keep the engine, transmission and hydraulic system running for years. High efficiency motor & pump and rugged engine system increase durability of loader. A cutoff device of battery prevent discharging battery in a long period of storage. All SSL series has been protected by an electro-deposited coating system, which completely seals each metallic component and offers a superlative degree of protection from damage and corrosion.



Serviceability

All skid steer loaders are designed for quick and easy serviceability. Full tilt ROPS & FOPS, easily removable rear door without tools provide the greatest access for daily service checks and routine maintenance. Operator can access to air cleaner, engine, pump and major components easily.

Options

There are many options for customer's convenience and higher performance.



Heater

Heater installed at the bottom of seat make warm from legs to whole room.



Air conditioner

Air conditioner allows you to control the climate in any weather by air ducts.



Auxiliary hydraulic system

This item is essential for various attachments. Concealed aux. hydraulic lines for protection of hoses.




Foot pedal

Travel by both steering levers and operation of bucket and lift arm by both feet.

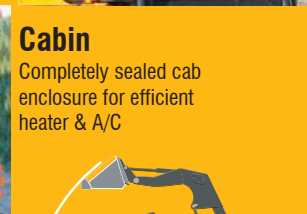


Universal quick tach and Various attachments

for versatile skid steer loader



Direction Indicator



Cabin

Completely sealed cab enclosure for efficient heater & A/C



Chain tensioner

This item is to prevent chains from loosening.



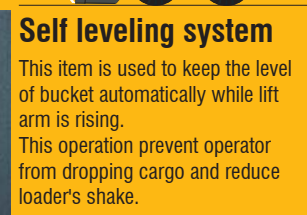
High flow system

This item is used to operate high horsepower attachments.



Power supply

Convenient 12V port power cell phones and other carry-ons.



Self leveling system

This item is used to keep the level of bucket automatically while lift arm is rising. This operation prevent operator from dropping cargo and reduce loader's shake.



Two-speed travel

Enables operators to travel faster and get more work done. Boosts top travel speed with a simple fingertip toggle switch located on the loader's control handles.



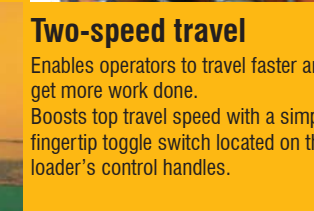
Double accelerator

You can adjust RPM of engine easily by hand accelerator and foot accelerator.



Motor

Vis motor for stable operation & high pressure, a motor with a built-in hydraulic brake system



Rotating beacon

Attachments

GET more functions!

Various attachments fill needs in agriculture, construction, landscaping, industrial, mining and waste applications. Largest variety of attachments adds greater versatility to your skid steer loaders. All loaders are equipped with universal quick coupler system for easy installation of various attachments and concealed aux. hydraulic lines for protection of hoses. Not only BAWOO offers the various range of skid steer loader with performance but also BAWOO offers more attachments to improve your models. Having the right tools is key to any job. BAWOO skid steer loaders can be competent for shoveling, lifting, excavating, drilling, cleaning work with different attachments.



Auger

- Auger is used for digging vertical holes, even though the loader is working on uneven terrain.
- Digga premium drilling augers are designed for drilling and augering in most ground conditions. The innovative design allows the gearbox to go down the hole to maximise drilling depth without extensions.



Backhoe

- Transforms skid steer loader into a powerful mini-excavator
- Our Backhoe can dig and operate the loader simultaneously in a operator's seat without movement.
- Backhoe are designed for high productive digging and smooth operation.
- Cost-effective and convenient, backhoe XL300 is designed as a money-saving attachment for rental dealers, landscaping, nurseries, sewage system and water and power line contractors, and electrical contractors.



Breaker

- Breaker provides high-impact forces for vertical and horizontal breaking concrete, rock, pavement and other demolition project.
- Lower maintenance, with a bottleless mounting system
- A high quality, modern hammer
- Lower sound power levels.



Compactor

- High impulse energy for greater compaction.
- It is very useful in strengthening an incline and helping to strengthen the basis of soil, aggregate and sand after the road construction work.
- Perfect and strong compacting.
- To harden the ground and the slope.
- Water works and sewer construction, reclamation of the gas pipe, cable and wire, repair work on asphalt etc.



Bale handler

- Useful for round or square bales
- Slide from min. 430mm to max. 1460mm



Pallet fork

- Move bulky, bagged or palletized materials quickly and easily.
- Adjustable forks load and unload, lift and carry, move and place materials in industrial plants and landscaping.



Grapple

(Fork grapple, utility Bucket grapple)

- Grapple handle loose or bulky landscaping or farming materials like straw, rugged barnyard manure.
- Cut down on daily hand chores and free up your time, perform a wide variety of job functions.
- Grapple is ideal for handling scrap, waste or pipe.

This grapple allows easy handling of a variety of hard-to-manage materials in the industrial setting or construction site. It's built strong for tough working conditions



Snow blade/dozer blade

- Our blades are commercial quality and heavy duty.
- Whether clearing snow in the winter or grading in the summer, the snow blade works to easily move and discard materials.
- Excellent blade visibility and maneuverability makes any removal job quick and easy.
- Materials flow away easily with the rolled moldboard design.
- Prevent sparks and surface gouges with rubber and poly cutting edges available.



4 in 1 bucket

- Needed just one attachment to do so many things at once. It is ideal for grappling, dozing, backfilling, loading, digging and fine grading.



Fork

- Handle materials easier and move materials faster with the utility fork attachment. The strong teeth handle a variety of farm and ranch chores easily and efficiently.



High dump bucket

- Reach new heights with your current skid steer loader. With the high-dump bucket you can increase your dumping height.
- High Dump Bucket is an essential attachment in the poultry business. With the extra dumping height, you can easily load dump trucks to capacity. Bawoo high dump bucket has extra tall sides, to make your clean up job get done faster.



Tooth bucket

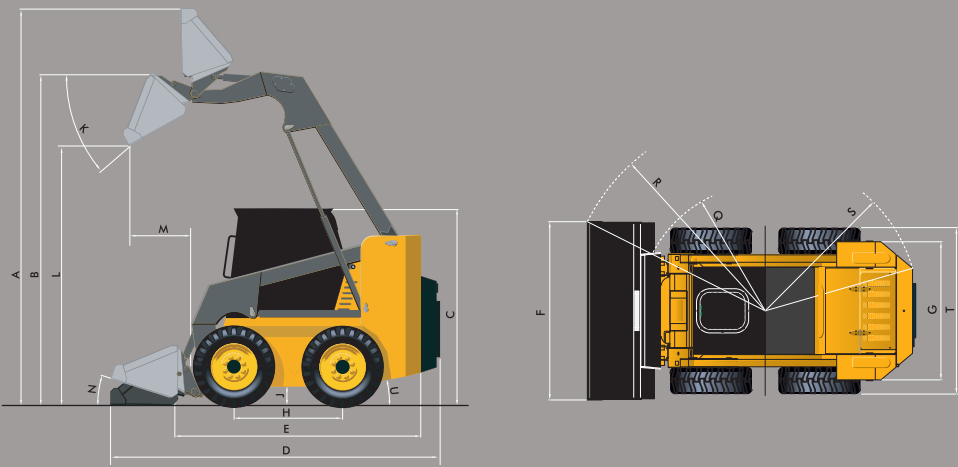
- Skid steer loader bucket with teeth. Tooth bucket is ideal for light-duty grading and leveling applications as well as material handling.
- It offer good bucket breakout force and capacity.



Track over wheel

- Easy installation to tires in less than 30 minutes
- Improve performance in rough, rocky, and muddy conditions with steel tracks.
- Steel track over wheels provide better flotation and reduced ground pressure, protection of tires from wear and damage.

Specifications



Dimension		M50	720	SSL5700	SSL6700	SSL8700	SSL8700EX		J57	J67	J87	V57	V67	V87	STL6700	STL6700EX
Overall operating height (to top of bucket)	A	3,498mm	3,700mm	3,887mm	4,007mm	4,168mm	4,892mm		3,887mm	4,007mm	4,168mm	3,848mm	3,871mm	3,975mm	4,038mm	4,667mm
Overall operating height (to hinge pin)	B	2,629mm	2,840mm	2,984mm	3,099mm	3,220mm	3,989mm		2,984mm	3,099mm	3,220mm	2,955mm	2,980mm	3,045mm	3,136mm	3,765mm
Overall Height	C	1,700mm	1,889mm	2,032mm	2,047mm	2,057mm	2,057mm		2,032mm	2,047mm	2,057mm	2,032mm	2,057mm	2,062mm	2,097mm	2,097mm
Overall Length (with bucket)	D	3,143mm	3,148mm	3,285mm	3,390mm	3,569mm	3,569mm		3,285mm	3,390mm	3,569mm	3,300mm	3,300mm	3,398mm	3,371mm	3,371mm
Overall Length (without bucket)	E	2,445mm	2,425mm	2,570mm	2,672mm	2,813mm	2,813mm		2,570mm	2,672mm	2,813mm	2,586mm	2,586mm	2,651mm	2,677mm	2,677mm
Overall Width	F	1,240mm	1,490mm	1,690mm	1,810mm	1,886mm	1,886mm		1,690mm	1,810mm	1,886mm	1,690mm	1,810mm	1,886mm	1,810mm	1,810mm
Tread Width (or track gauge)	G	990mm	1,204mm	1,343mm	1,384mm	1,462mm	1,462mm		1,343mm	1,384mm	1,462mm	1,343mm	1,384mm	1,384mm	1,401mm	1,401mm
Wheel Base (or Length of track on ground)	H	958mm	1,047mm	1,045mm	1,100mm	1,181mm	1,181mm		1,045mm	1,100mm	1,181mm	1,045mm	1,045mm	1,098mm	1,485mm	1,485mm
Ground Clearance	J	143mm	192mm	184mm	209mm	190mm	190mm		184mm	209mm	190mm	184mm	209mm	214mm	233mm	233mm
Dump Angle	K	35degree	43degree	42degree	42degree	38degree	38degree		42degree	42degree	38degree	41degree	41degree	37degree	42degree	42degree
Dump Height	L	1,981mm	2,094mm	2,256mm	2,393mm	2,518mm	3,296mm		2,256mm	2,393mm	2,518mm	2,234mm	2,245mm	2,330mm	2,407mm	3,036mm
Dump Reach	M	537mm	400mm	624mm	589mm	610mm	1,021mm		624mm	589mm	610mm	901mm	854mm	888mm	572mm	981mm
Rollback at ground	N	26degree	35degree	23degree	23degree	26degree	26degree		23degree	23degree	26degree	26degree	26degree	30degree	23degree	23degree
Turn circle front (without bucket)	Q	1,268mm	1,175mm	1,245mm	1,276mm	1,304mm	1,304mm		1,245mm	1,276mm	1,304mm	1,246mm	1,246mm	1,307mm	1,288mm	1,288mm
Turn circle front (with bucket)	R	1,915mm	1,855mm	2,011mm	2,068mm	2,127mm	2,127mm		2,011mm	2,068mm	2,127mm	2,011mm	2,036mm	2,112mm	2,061mm	2,061mm
Turn circle rear	S	1,348mm	1,436mm	1,491mm	1,557mm	1,641mm	1,641mm		1,491mm	1,557mm	1,641mm	1,504mm	1,504mm	1,504mm	1,548mm	1,548mm
Overall width (without bucket)	T	1,200mm	1,469mm	1,613mm	1,696mm	1,788mm	1,788mm		1,613mm	1,696mm	1,788mm	1,613mm	1,696mm	1,708mm	1,720mm	1,720mm
Departure angle	U	22degree	25degree	24degree	25degree	25degree	25degree		24degree	25degree	25degree	23degree	25degree	25degree	33degree	33degree
Performance																
Rated operating capacity		680kg	720kg	850kg	910kg	1,140kg	840kg		850kg	910kg	1,140kg	950kg	1020kg	1,220kg	1,070kg	700kg
Tipping load		1,300kg	980kg	1,680kg	1,980kg	2,280kg	1,580kg		1,680kg	1,980kg	2,280kg	1,974kg	2,050kg	2,440kg	2,160kg	1,200kg
Operating weight		2,290kg	2,320kg	2,680kg	2,790kg	3,320kg	3,420kg		2,780kg	2,890kg	3,420kg	2,830kg	2,970kg	3,050kg	3,650kg	3,940kg
Travel speed		10.6km/h	11.8km/h	10.3km/h	11.8km/h	11.5km/h	11.5km/h		10.3km/h	11.4km/h	11.5km/h	10.8km/h	10.5km/h	11km/h	10km/h	10km/h
Bucket capacity (heaped capacity)		0.29m3	0.40m³	0.40m3	0.45m3	0.52m3	0.52m3		0.40m3	0.45m3	0.52m3	0.40m3	0.45m3	0.52m3	0.45m3	0.45m3
Drive		4WD	4WD	4WD	4WD	4WD	4WD		4WD	4WD	4WD	4WD	4WD	4WD	Rubber crawler type	
Tire (or Track width for STL)		10*16.5	10*16.5	10*16.5	12*16.5	12*16.5	12*16.5		10*16.5	12*16.5	12*16.5	10*16.5	12*16.5	12*16.5	320mm	
Power output		53HP	53HP	53HP	65HP	85HP	85HP		53HP	65HP	85HP	53HP	65HP	85HP	63HP	63HP
/ rpm		/2500rpm	/2500rpm	/2500rpm	/2600rpm	/2600rpm	/2600rpm		/2500rpm	/2600rpm	/2600rpm	/2500rpm	/2600rpm	/2600rpm	/2600rpm	/2600rpm

* Specification and design are subject to change without notice.