

DSC Series

D-SUB typed seal connectors for sealing the Nitrogen gas or high-vacuum classification

User's Guide



Thank you for purchasing product of SAMWON ACT.
Please check model of product that you purchase first, and read this manual prior to use it.

● Caution for Safety

Please read the safety information and precautions for the product before use.
In this manual, safety precautions are classified into [Caution] and [Warning] according to their importance.

⚠ Caution If you don't follow the rules, it may result in serious damage to equipment, fire, or personal accident.

⚠ Warning If you don't follow the rules, damage such as minor device damage or injury may occur.

⚠ Caution

1. To prevent damage and breakdown of this product, supply the power voltage appropriate for the rating.
2. To prevent electric shock and product failure, do not turn on the power until all wiring is completed.

⚠ Warning

1. Ensure that consistent with your order specifications.
2. Use within the specified temperature range. (−10℃~+80℃)
3. Don't make too much impact. This may result in the inability to keep the pressure seal.
4. Check if there is an O-ring and installing. This may result in the inability to keep the pressure seal.

● Model Selection

Model	No. of pin	No. of connector	Applicable Connector		Rating classification	Dimensions (W * D)/mm
			The outside	The inside		
DSC-S09A	9	Single	D-SUB 9Pin Female Connector	D-SUB 9Pin Male Connector	(A)	66.0 * 48.0
DSC-S15A	15		D-SUB 15Pin Female Connector	D-SUB 15Pin Male Connector	(A)	
DSC-S25A	25		D-SUB 25Pin Female Connector	D-SUB 25Pin Male Connector	(A)	79.5 * 48.0
DSC-S5W5	5		D-SUB 5W5 Female Connector	D-SUB 5W5 Male Connector	(B)	
DSC-S37A	37	Double	D-SUB 37Pin Female Connector	D-SUB 37Pin Male Connector	(A)	96.0 * 48.0
DSC-D09A	9 x 2		D-SUB 9Pin x 2 Female Connector	D-SUB 9Pin x 2 Male Connector	(A)	66.0 * 66.0
DSC-D15A	15 x 2		D-SUB 15Pin x 2 Female Connector	D-SUB 15Pin x 2 Male Connector	(A)	
DSC-D25A	25 x 2		D-SUB 25Pin x 2 Female Connector	D-SUB 25Pin x 2 Male Connector	(A)	79.5 * 66.0
DSC-D5W5	5 x 2		D-SUB 5W5 x 2 Female Connector	D-SUB 5W5 x 2 Male Connector	(B)	
DSC-D37A	37 x 2		D-SUB 37Pin x 2 Female Connector	D-SUB 37Pin x 2 Male Connector	(A)	96.0 * 66.0

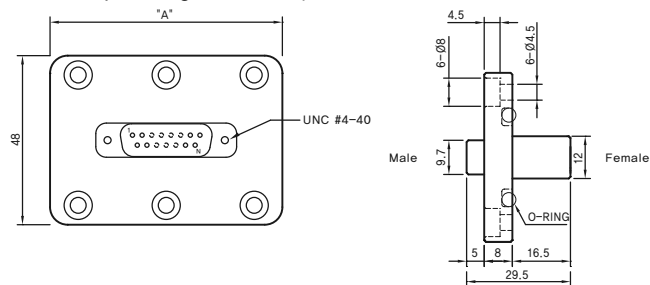
● Pressure seal and General specifications

Item	Specification	
	(A)	(B)
Pressure seal	1 X 10 ⁻⁷ torr (Helium Leak Rate)	
Rated Voltage	300V AC (r.m.s.)	
Rated Current	5A / Contact	30A / Contact
Insulation Resistance	1,000MΩ min. (at 500V DC)	5,000MΩ min. (at 500V DC)
Withstanding Voltage	1,000V AC (r.m.s.) / 1 minute	
Temperature	−10℃ ~ +80℃	

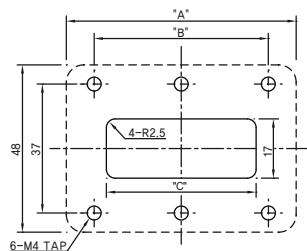
● Material and Treatment

Body	AL alloy 6061
Metal Finishing	Anodizing
Contact	Brass / Electroless nickel plating
O-Ring	Viton O-RING
Rubber Shell	CR (Chloroprene Rubber)

● Dimension (DSC Single Connector)

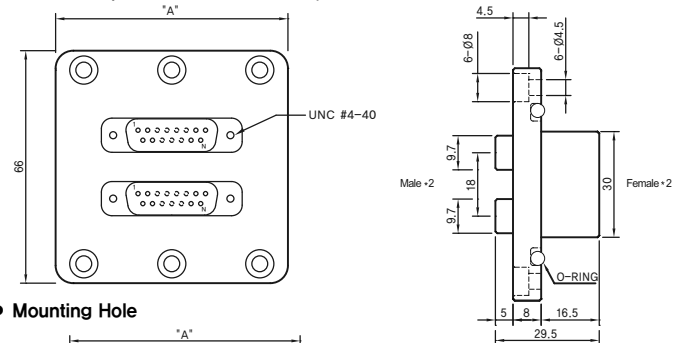


● Mounting Hole

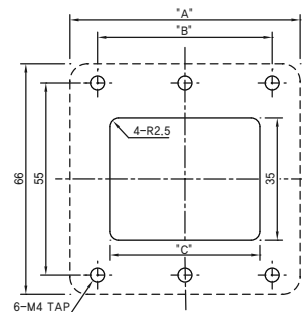


Model	A	B	C
DSC-S09A	66.0 ± 0.1	50.0 ± 0.1	45.0
DSC-S15A			
DSC-S25A	79.5 ± 0.1	62.5 ± 0.1	58.55
DSC-S5W5			
DSC-S37A	96.0 ± 0.1	79.0 ± 0.1	75.0

● Dimension (DSC Double Connector)



● Mounting Hole



Model	A	B	C
DSC-D09A	66.0 ± 0.1	50.0 ± 0.1	45.0
DSC-D15A			
DSC-D25A	79.5 ± 0.1	62.5 ± 0.1	58.5
DSC-D5W5			
DSC-D37A	96.0 ± 0.1	79.0 ± 0.1	75.0

※ The above specifications are subject to change without notice.

※ Please contact HQ or branch office where you purchased product for A/S of this product or technique.