

# DIGITAL WEIGHING INDICATOR

# DIGITAL INDICATOR



## > Model DN-550N

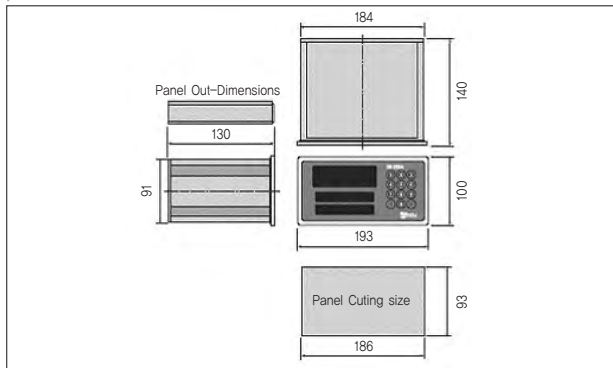
Multiple Accumulating Mixture Control Indicator  
 Mas 16kinds Materials Mixed with 50 Formulas  
 2 Step Control (DRIB, FINAL)  
 6 Control RELAY (FINAL, DRIB, FINISH, BATCH FINISH, ZERO)

### > SPECIFICATIONS

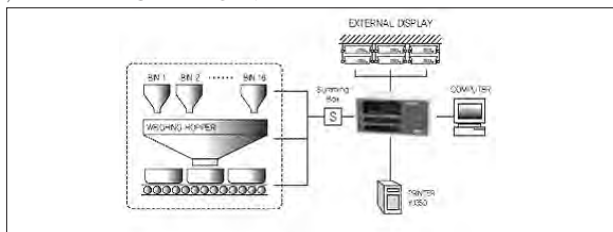
Specifications	Accuracy
Load cell excitation	10VDC±5%, 320mA
Input signal	0.5 ~ 3mV/V
A/D converting speed	200times/sec
A/D converter resolution	1/520,000 counts(19bits), $\Delta \Sigma$
Non-linearity	0.01% of full scale
Zero adjustment range	-0.6mV~42mV
Display Unit	7 segment, 20.0mm(H)×13.0(W)mm
Annunciator	steady, zero, tare, gross, sp1, sp2, run
Decimal point position	0, 0.0, 0.00, 0.000
Keyboard	Number key and function key 12 PCS.
Temperature-drift	zero ±20PPM/°C, span ±20PPM/°C
Rear panel	loadcell input : 5pin connector remote control : 5pin input terminal (start, stop, tare, tare reset, zero) BCD input : 25pin connector control relay : 7pin terminal (final, drib, finish, batch finish, zero)
Power	SMPS Free Voltage (85V~265V)

### > DIMENSION

unit:mm



### > APPLICATION



## > Model DN-830

- Simulating Calibration
- Multi-Functional Control purpose Indicator  
 - Limit / Packer / Checker / Testing Application
- 3pcs Control Relay built in
- 1/8 Din Size (96(W) × 48mm(H))
- A/D Sampling : 200times/sec
- Peak / Sample / Average Hold Function
- Display Resolution : 1/30,000
- Power : DC 12V~24V
- Rs-232C Serial Interface built in(Standard)

### > SPECIFICATIONS

General Specification	
Input Sensitivity	0.2μV / Digit
Load Cell Excitation	DC 10V ( - 5V ~ + 5V )
Max. Signal Input Voltage	Max.32mV
Temperature Coefficient	[Zero] ±10PPM/°C / [Span] ±10PPM/°C
Input Noise	±0.6μV P.P
Input Impedance	Over 10MΩ
A/D Conversion Method	Sigma-Delta
A/D Resolution(Internal)	520,000 Count(19bit)
A/D Sampling Rate	Max. 200times / Sec
Non-Linearity	0.01% FS
Display Resolution(External)	1/30,000

#### ■ OPTION

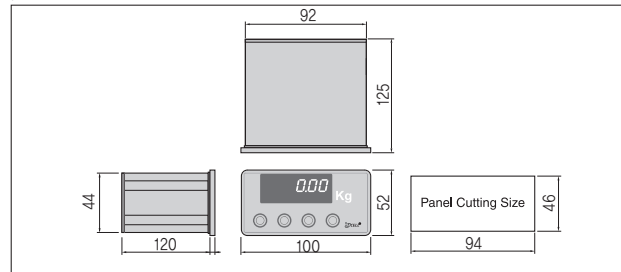
- OP-01 : RS-422
- OP-02 : RS-232 (Standard Installation)
- OP-05 : 4~20mA (Analogue Output)
- OP-06 : 0~10V (Analogue Output)

### > RELAY MODE

	OUT1	OUT2	OUT3
Limit ("A" Dry)	Zero	SP2	SP1
Packer ("B" Dry)	Zero	SP2	SP1
Checker (Stable mode)	OK	High	Low
Checker (Range mode)	OK	High	Low

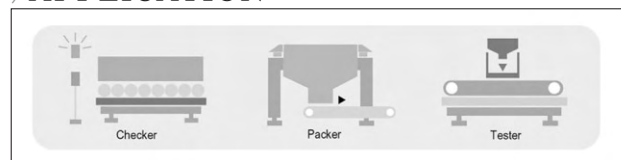
### > DIMENSION

unit:mm



★Specifications are subject to change without notice.

### > APPLICATION



★Specifications are subject to change without notice.