

DAEHAN SENSOR



Digital Liquid Indicate
with level controller

DFC – Series
Level Indicator

Product Name
DFC – 2U



INNOBIZ



ISO 9001 인증업체

Table of Contents

1. Introduction	3
2. Specification	3
3. Dimensiosns	4
4. Wiring Connection	5
5. Display Operation	6
6. Check Point Before A/S	7

Introduction

This DFC-2U Series level controller gets signal from each point of the sensor installed in the tank and displays the level of the liquid in the tank as points.

LED display enables you to read the current status correctly and easily.

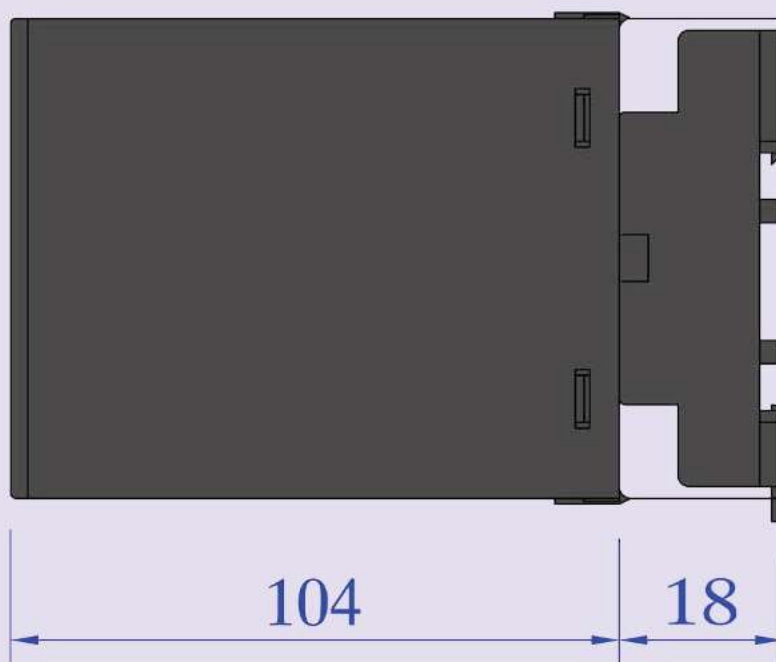
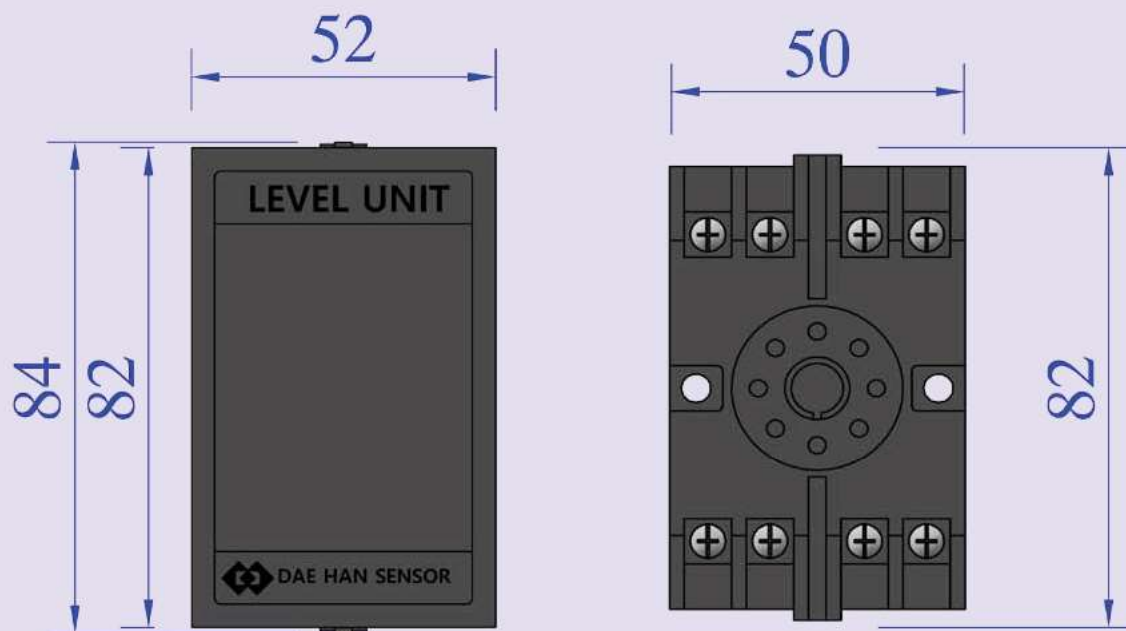
By On/OFF control method, you can choose a operation mode of High or Low.

Supply / Drainage mode is determined by the way of user's wire connection.

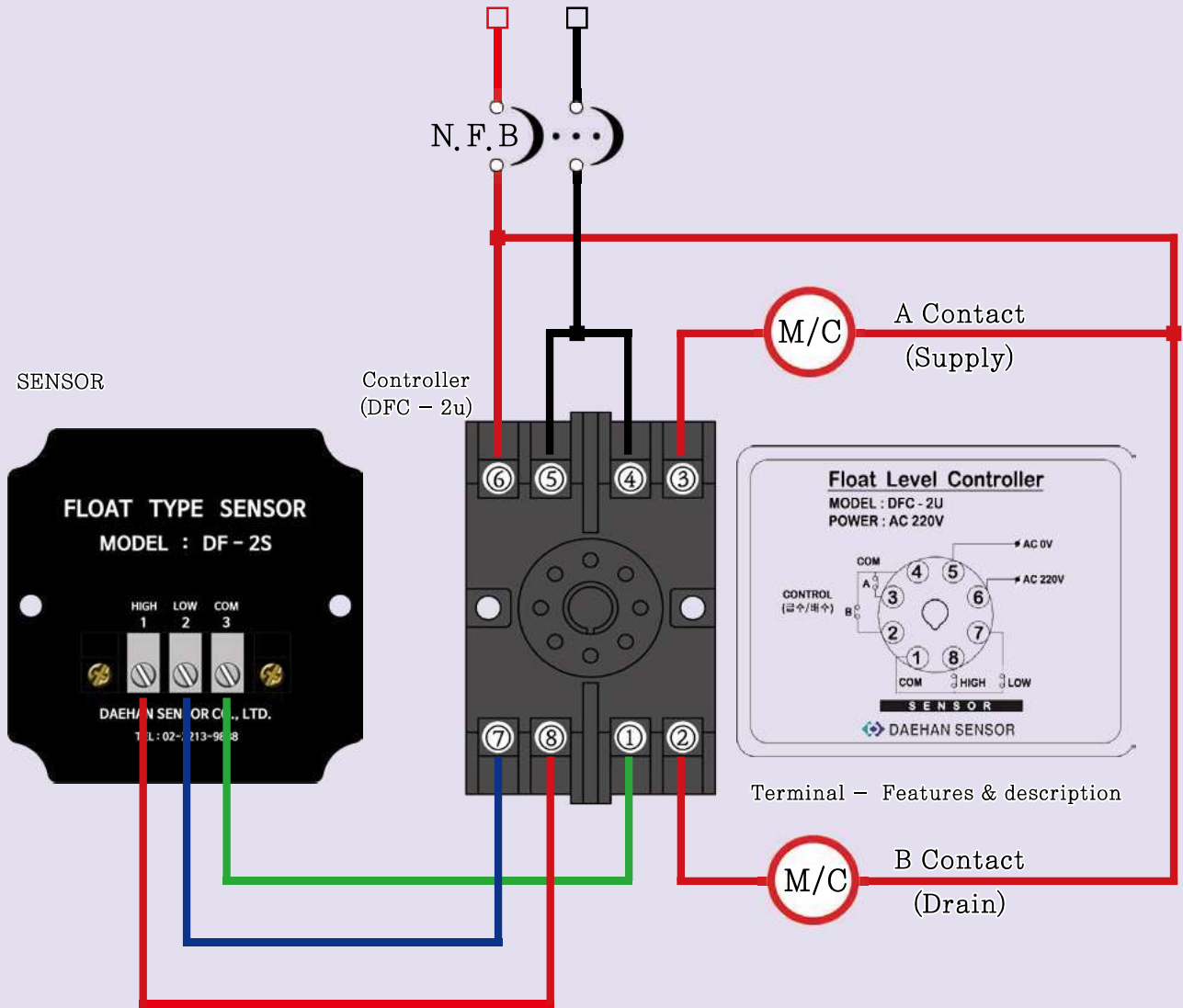
Specification

- ▶ Power Supply ----- AC110V / 220V \pm 10%, 50/60Hz
- ▶ Operating Temperature ----- 0°C ~ 60°C
- ▶ Dimensions ----- 52mm (Wide) x 84mm (High) x 122mm (Deep)
- ▶ Material ----- Polycarbonate & A.B.S
- ▶ Max. Switching Current Capacitor ----- 1250VA, 150W
- ▶ Max. Switching Volatge ----- 250VDC, 30VDC
- ▶ Max. Switching Current ----- 5A

Dimensions

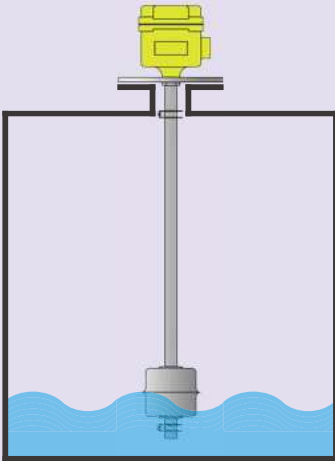


Wiring Connection

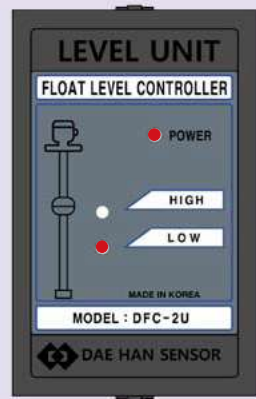


Display Operation

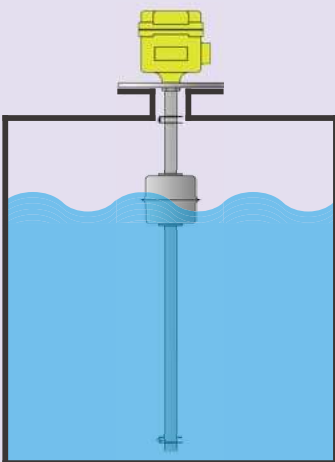
1. Low Level Display



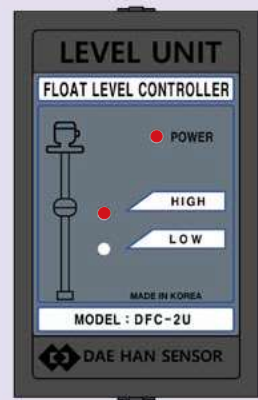
When the liquid level goes Down to reach the LOW/A point, the LOW/A indicator turns on. At the same time, the LOW/A contact signal activates the connected buzzer and pump.



2. High Level Display



When the liquid level goes Up to reach the HIGH/A point, the HIGH/A indicator turns on. At the same time, the HIGH/A contact signal activates the connected buzzer and pump.



Check & A/S

If you find any abnormal system during operation, please try to check below points.

1. Is the power connected to AC110V or AC220V correctly?
2. Is the wiring to the sensor made correctly?
3. Is the contact with the relay built up through correct sequence?
4. Is the current input from the sensor correct?
5. Is there any malfunction around the unit?

If the trouble still exists, please kindly contact below.

* Installation and operation manual is subject to change without prior notice for quality improvement.

Head Office
94-2, Yongdap-dong, Seongdong-gu, Seoul, Korea

R&D Office
2-71, Jeonong-dong, Dongdaemun-gu, Seoul, Korea

Tel : 02-2213-9888(代) Fax : 02-2245-3482
e.mail : master@dh34.com Domain : www.dh34.com