



DRK Series 60Hz

# 침수형 다단원심 펌프

Multistage Centrifugal Immersion Pump



주식회사 두크

[www.doochpump.com](http://www.doochpump.com)



# Content

---

## General Data

---

성능 범위	4
표준 사양	4
DRK 특성	5
모델 표시	6
펌프 설치	6
단면도	7
부품 구성	7
제품 범위	8

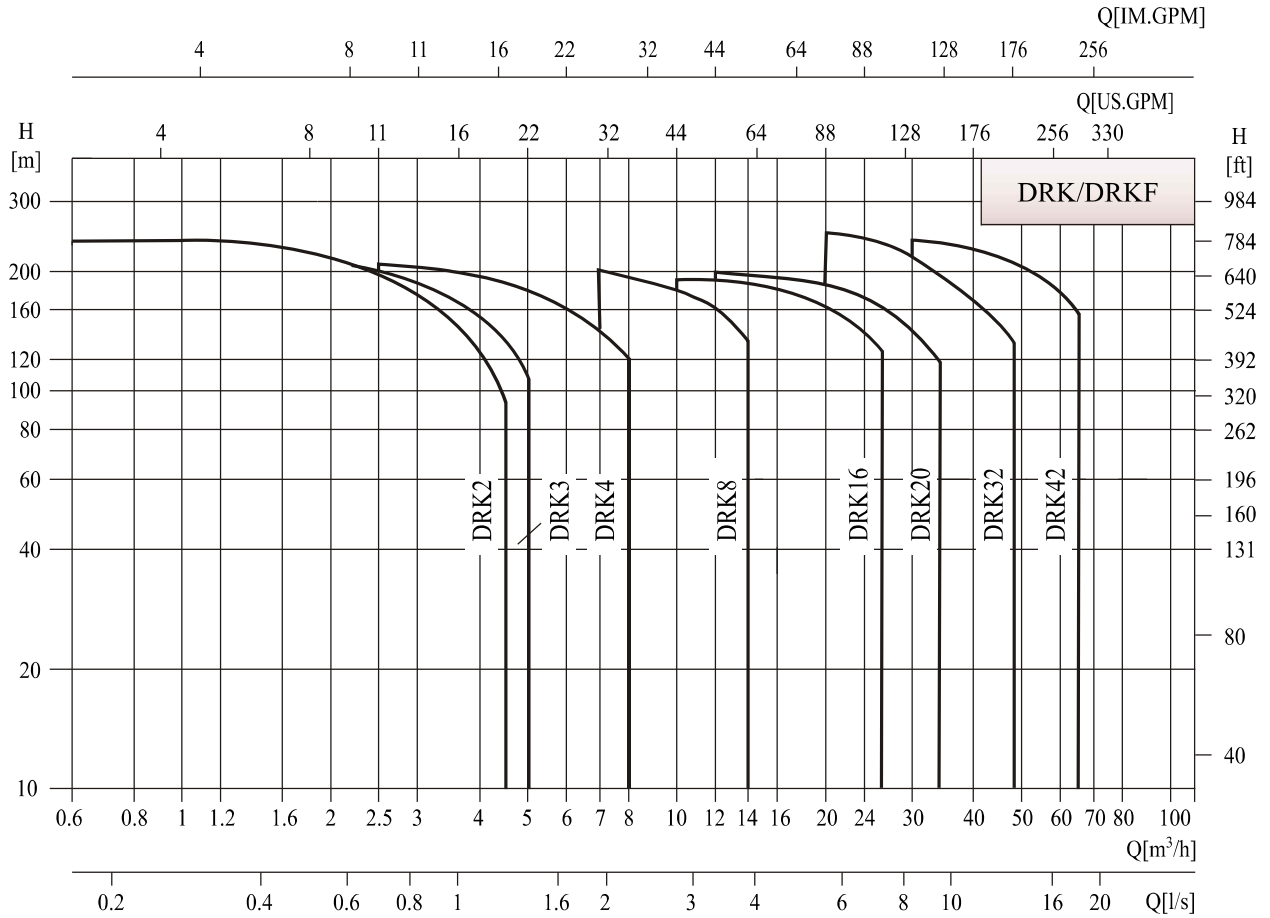
## Technical Data

---

DRK2	10
DRK3	12
DRK4	14
DRK8	16
DRK16	18
DRK20	20
DRK32	22
DRK42	24

# 침수형다단원심펌프

## 성능 범위



## 표준 사양

Description	DRK2	DRK3	DRK4	DRK8	DRK16	DRK20	DRK32	DRK42
공칭 유량 [m³/h]	2	3	4	8	16	20	32	42
공칭 유량 [l/s]	0.56	0.83	1.1	2.2	4.4	5.6	8.9	11.7
유량 범위 [m³/h]	1~4.5	1.5~5	2.5~8	7~14	10~26	12~34	20~48	30~65
유량 범위 [l/s]	0.28~1.25	0.42~1.4	0.7~2.2	1.9~3.9	2.8~7.2	3.3~9.4	5.5~13.3	8.3~18
최대운전압력 [bar]	23.5	23	21	20	20	20	25	26
모터 동력 [kW]	0.55~4	0.37~4	0.75~5.5	1.5~11	4~18.5	4~18.5	3~30	5.5~45
허용유체온도 [□]	-15 ~ +120							
최고 효율 [%]	46	54	59	64	66	69	76	78
배관 연결								
배관	G1 1/4"	G1 1/4"	G1 1/4"	G2"	G2"	G2"		
플랜지							DN65	DN80

# 침수형다단원심펌프



[DRK 타입]

## 특 성

- DRK Series는 고양정 다단원심펌프로서 높은 압력을 요하는 고정밀, 고기능의 공작기계에 주로 사용되는 가공물을 냉각시키거나 세척하는데 매우 적합하다.
- 펌프의 중요한 부분의 재질은 스테인레스 스틸로 제작되어 있으며, 메카니컬 실이 장착되어 온도에 강하고 내구성이 좋다.
- 이 펌프는 NC, CNC Lathe, Machining center, Grinding machine 등 공작기계의 냉각장치, 산업용 Washing machine, Fitering 시스템 등에 적용된다.
- 유체성분에 따른 다양한 메카니칼씰 적용
  - TC/Carbon/VITON, TC/TC/VITON
  - SIC/SIC/VITON, TC/SIC/VITON

## 모터 사양(표준)

- 모터형식 : 전폐형(TEFC), 2극
- 보호등급 : IP54, IP55
- 절연등급 : F등급
- 전원사양 : 3상 220V & 380V, 60Hz
- 모터동력 : 0.55kW ~ 45kW

## 사용 유체

- 고품입자, 연마슬러지 및 섬유질 성분이 없이 깨끗해야하며, 폭발위험이 없고 점성이 낮고 펌프의 재질에 손상을 주지 않는 액체이어야 한다.
- 사용액체의 비중이나 점도가 수용성 절삭유보다 높은 경우 필요시에는 Motor의 동력을 적절하게 증가시켜야 한다.



[IQ-DRK 타입]

## 특 성

- IQ-DRK Series는 일반 DRK펌프에 두크 자체 기술로 개발된 최첨단의 펌프전용인버터(Q-Drive)가 내장된 전자제어펌프(E-Pump)입니다.
- 일반적인 DRK펌프는 사용처의 부하와 관계없이 항상 정속운전을 하는 반면에 IQ-DRK펌프는 사용처의 유량 및 양정이 변화함에 따라 끊임없이 펌프의 회전수를 조절함으로써 에너지 소비량을 최소화합니다.

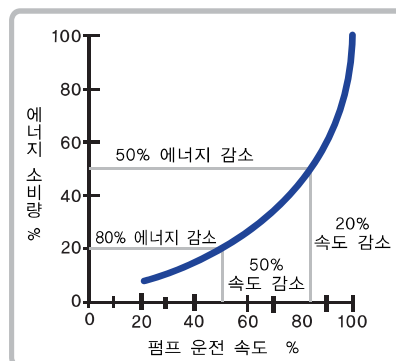
## 동력범위

- 삼상 0.75kW ~ 22kW , 50/60Hz
- 단상 0.75kW ~ 2.2kW , 50/60Hz

## 주요기능

- 부하변동에 따른 펌프의 속도제어
- 펌프 공회전 방지(갈수 보호 운전)
- 에러(Error)후 자동복귀
- 모터/인버터 보호기능
- 운전상태, 고장표시 및 저장
- 외부 통신기능(RS485, 인터넷제어)

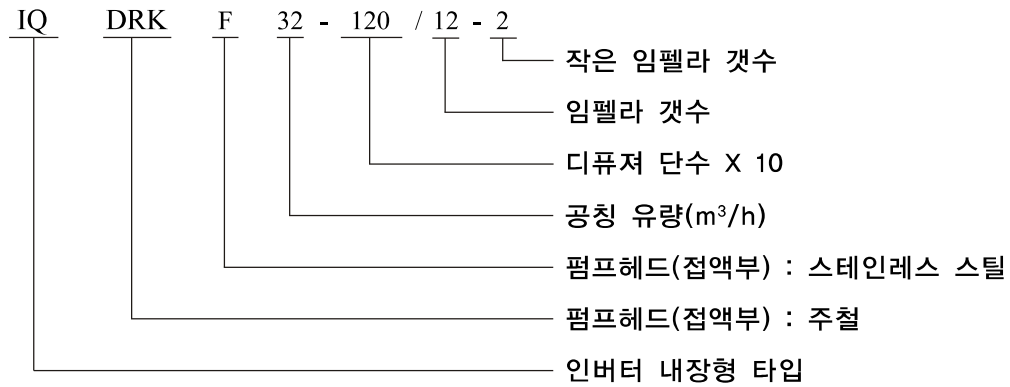
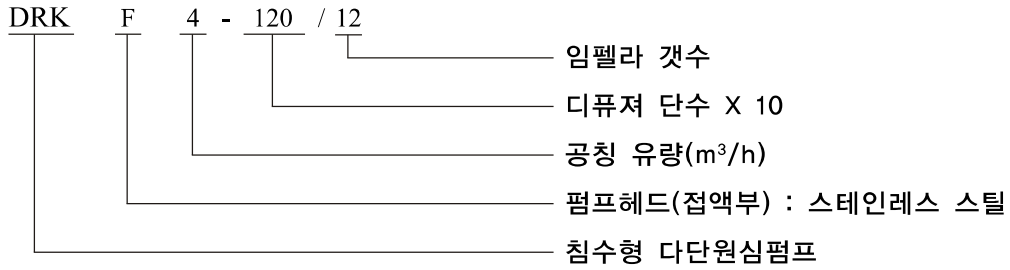
## 펌프 속도변화에 따른 에너지 소비 곡선



유량, 양정의 변화에 따라 펌프의 회전속도가 20% 감소하면 소비되는 에너지는 약 50%가 감소한다.

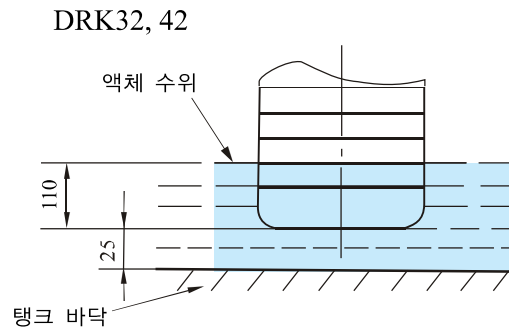
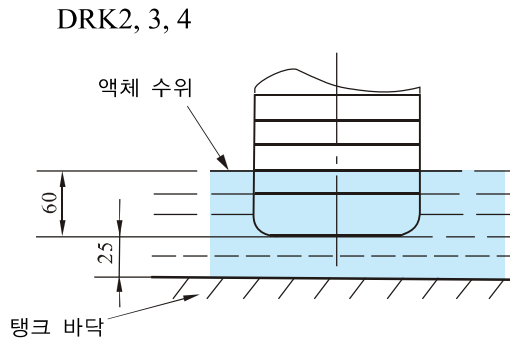
# 침수형 다단원심펌프

## 모델 표시

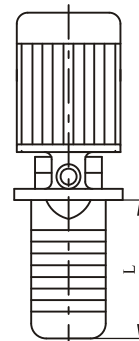
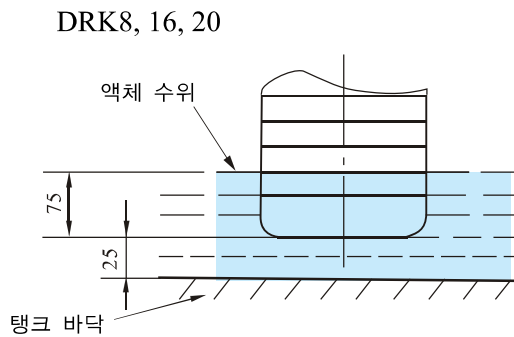


## 펌프 설치

펌프와 탱크(Tank) 바닥사이의 최소한 25mm를 유지하여야 한다.

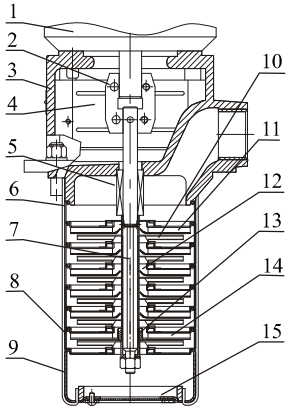


## 외형도

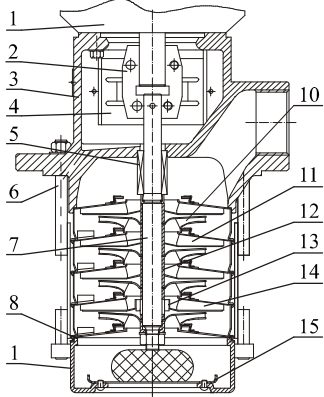


단면도

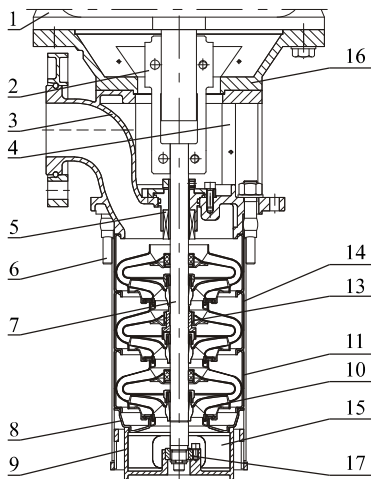
DRK/DRKF1,2,3,4



DRK/DRKF8,16,20



DRK/DRKF32,42



부품 구성

NO.	부품명	재질	AISI/ASTM
1	모터		
2	커플링	Carbon steel	
4	커플링 가드	Stainless steel	AISI304
5	메카니컬 씬	TC/Carbon, VITON	
6	스트랩스	Stainless steel	AISI304
7	샤프트	Stainless steel	AISI316
8	인듀서	Stainless steel	AISI304
9	흡입헤드	Stainless steel	AISI304
10	임펠라	Stainless steel	AISI304
11	디퓨저	Stainless steel	AISI304
12	임펠라 슬리브	Stainless steel	AISI304
13	베어링	Tungsten carbide	
14	서프트 디퓨저	Stainless steel	AISI304
15	스트레이너	Stainless steel	AISI304
	고무부품	FPM	
DRK			
3	펌프헤드	Cast iron	ASTM25B
DRKF			
3	펌프헤드	Stainless steel	AISI304

NO.	부품명	재질	AISI/ASTM
1	모터		
2	커플링	Carbon steel	
4	커플링 가드	Stainless steel	AISI304
5	메카니컬 씬	TC/Carbon, VITON	카트리지 타입
6	스트랩스	Stainless steel	AISI304
7	샤프트	Stainless steel	AISI316
8	인듀서	Stainless steel	AISI304
9	흡입헤드	Stainless steel	AISI304
10	임펠라	Stainless steel	AISI304
11	디퓨저	Stainless steel	AISI304
12	임펠라 슬리브	Stainless steel	AISI304
13	베어링	Tungsten carbide	
14	서프트 디퓨저	Stainless steel	AISI304
15	스트레이너	Stainless steel	AISI304
16	클로소버 플랜지	Cast iron	ASTM25B
17	하부 베어링	Tungsten carbide	
	고무부품	FPM	
DRK			
3	펌프헤드	Cast iron	ASTM25B
DRKF			
3	펌프헤드	Stainless steel	AISI304

# 침수형다단원심펌프

## 제품 범위

Diagram	Stages	임펠라 수량												L (mm)
		2	3	4	5	6	7	9	11	13	15	18		
DRK2	20	●												123
	30	○	●											141
	40	○	○	●										159
	50	○	○	○	●									177
	60	○	○	○	○	●								195
	70	○	○	○	○	○	●							213
	90	○	○	○	○	○	○	●						249
	110	○	○	○	○	○	○	○	●					285
	130	○	○	○	○	○	○	○	○	●				321
	150	○	○	○	○	○	○	○	○	○	●			357
	180	○	○	○	○	○	○	○	○	○	○	●		411
	220	○	○	○	○	○	○	○	○	○	○	○	●	483
260	○	○	○	○	○	○	○	○	○	○	○	○	●	555
Motor(kW)		0.55	0.75		1.1	1.5	2.2		3.0	4.0				

Diagram	Stages	임펠라 수량																	L (mm)	
		2	3	4	5	6	7	8	9	10	11	12	13	15	17	19	21	23		25
DRK3	20	●																		123
	30	○	●																	141
	40	○	○	●																159
	50	○	○	○	●															177
	60	○	○	○	○	●														195
	70	○	○	○	○	○	●													213
	80	○	○	○	○	○	○	●												231
	90	○	○	○	○	○	○	○	●											249
	100	○	○	○	○	○	○	○	○	●										267
	110	○	○	○	○	○	○	○	○	○	○	●								285
	120	○	○	○	○	○	○	○	○	○	○	○	○	●						303
	130	○	○	○	○	○	○	○	○	○	○	○	○	○	○	●				321
	150	○	○	○	○	○	○	○	○	○	○	○	○	○	○	○	○	●		357
	170	○	○	○	○	○	○	○	○	○	○	○	○	○	○	○	○	○	○	393
	190	○	○	○	○	○	○	○	○	○	○	○	○	○	○	○	○	○	○	429
	210	○	○	○	○	○	○	○	○	○	○	○	○	○	○	○	○	○	○	465
	230	○	○	○	○	○	○	○	○	○	○	○	○	○	○	○	○	○	○	501
	250	○	○	○	○	○	○	○	○	○	○	○	○	○	○	○	○	○	○	537
	270	○	○	○	○	○	○	○	○	○	○	○	○	○	○	○	○	○	○	573
	290	○	○	○	○	○	○	○	○	○	○	○	○	○	○	○	○	○	○	609
	310	○	○	○	○	○	○	○	○	○	○	○	○	○	○	○	○	○	○	645
	330	○	○	○	○	○	○	○	○	○	○	○	○	○	○	○	○	○	○	681
	360	○	○	○	○	○	○	○	○	○	○	○	○	○	○	○	○	○	○	735
	Motor(kW)		0.37	0.55	0.75		1.1		1.5		2.2		3.0	4.0						

Diagram	Stages	임펠라 수량										L (mm)		
		2	3	4	5	6	7	8	10	12	14		16	
DRK4	20	●											148	
	30	○	●										175	
	40	○	○	●									202	
	50	○	○	○	●								229	
	60	○	○	○	○	●							256	
	70	○	○	○	○	○	●						283	
	90	○	○	○	○	○	○	●					310	
	110	○	○	○	○	○	○	○	●				364	
	130	○	○	○	○	○	○	○	○	●			418	
	150	○	○	○	○	○	○	○	○	○	●		472	
	180	○	○	○	○	○	○	○	○	○	○	●	526	
	220	○	○	○	○	○	○	○	○	○	○	○	●	607
260	○	○	○	○	○	○	○	○	○	○	○	○	●	688
Motor(kW)		0.75	1.1	1.5	2.2	3.0	4.0	5.5						

Diagram	Stages	임펠라 수량								L (mm)						
		2	3	5	6	8	10	12	14		16					
DRK8	20	●										150				
	30	○	●									180				
	40	○	○	●								210				
	50	○	○	○	●							240				
	60	○	○	○	○	●						270				
	80	○	○	○	○	○	○	●				330				
	100	○	○	○	○	○	○	○	○	●		390				
	120	○	○	○	○	○	○	○	○	○	○	●	450			
	140	○	○	○	○	○	○	○	○	○	○	○	●	510		
	160	○	○	○	○	○	○	○	○	○	○	○	○	●	570	
	180	○	○	○	○	○	○	○	○	○	○	○	○	○	●	630
	200	○	○	○	○	○	○	○	○	○	○	○	○	○	○	●
Motor(kW)		1.5	2.2	3.0	4.0	5.5	7.5	11								

● 기본 사양 ○ 주문 사양

(예) 펌프모델 : DRK8-200/5



제품 범위

Diagram	Stages	임펠라 수량								L (mm)
		2	3	4	5	6	7	8	10	
DRK16 펌프 다부재 단수×10	20	●								180
	30	○	●							225
	40	○	○	●						270
	50	○	○	○	●					315
	60	○	○	○	○	●				360
	70	○	○	○	○	○	●			405
	80	○	○	○	○	○	○	●		450
	100	○	○	○	○	○	○	○	●	540
	120	○	○	○	○	○	○	○	●	630
	140	○	○	○	○	○	○	○	●	720
160	○	○	○	○	○	○	○	●	810	
Motor(kW)		4	5.5	7.5	7.5	11	15	18.5		

Diagram	Stages	임펠라 수량								L (mm)
		2	3	4	5	6	7	8	10	
DRK20 펌프 다부재 단수×10	20	●								180
	30	○	●							225
	40	○	○	●						270
	50	○	○	○	●					315
	60	○	○	○	○	●				360
	70	○	○	○	○	○	●			405
	80	○	○	○	○	○	○	●		450
	100	○	○	○	○	○	○	○	●	540
	120	○	○	○	○	○	○	○	●	630
	140	○	○	○	○	○	○	○	●	720
170	○	○	○	○	○	○	○	●	855	
Motor(kW)		4	5.5	7.5	11	15	18.5			

Diagram	Stages	임펠라 수량										L (mm)	
		1	2	3	4	5	6	7	8	9	10		
DRK32 펌프 다부재 단수×10	10	●											186
	20	○	●										256
	30	○	○	●									326
	40	○	○	○	●								396
	50	○	○	○	○	●							466
	60	○	○	○	○	○	●						536
	70	○	○	○	○	○	○	●					606
	80	○	○	○	○	○	○	○	●				676
	90	○	○	○	○	○	○	○	○	●			746
	100	○	○	○	○	○	○	○	○	○	●		816
	110	○	○	○	○	○	○	○	○	○	○	●	886
	120	○	○	○	○	○	○	○	○	○	○	●	956
	130	○	○	○	○	○	○	○	○	○	○	●	1026
	140	○	○	○	○	○	○	○	○	○	○	●	1096

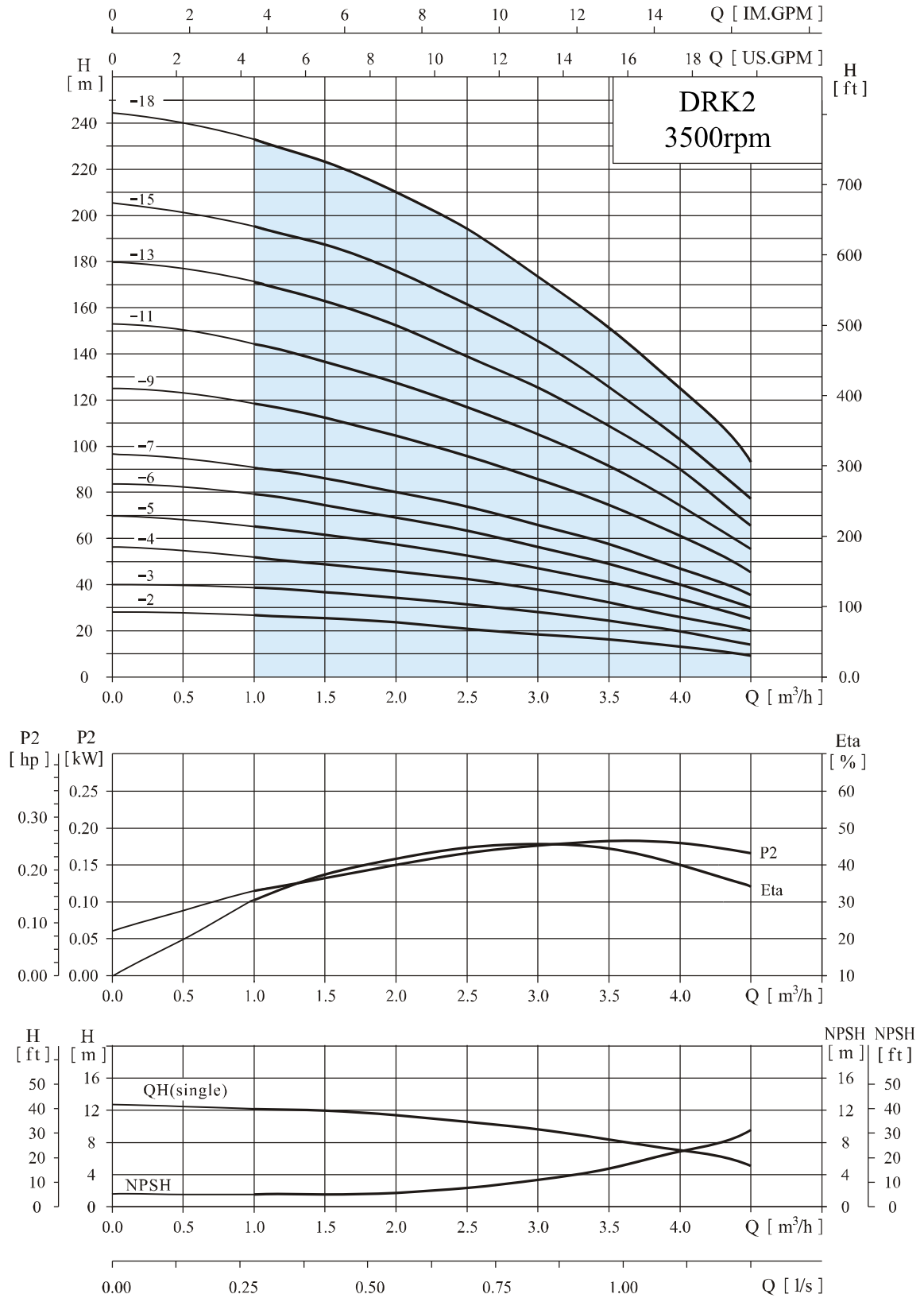
Diagram	Stages	임펠라 수량							L (mm)	
		1	2	3	4	5	6	7		
DRK42 펌프 다부재 단수×10	10	●							198	
	20	○	●						278	
	30	○	○	●					358	
	40	○	○	○	●				438	
	50	○	○	○	○	●			518	
	60	○	○	○	○	○	●		598	
	70	○	○	○	○	○	○	●	678	
	80	○	○	○	○	○	○	●	758	
	90	○	○	○	○	○	○	○	●	838
	100	○	○	○	○	○	○	○	●	918
	110	○	○	○	○	○	○	○	●	998
	120	○	○	○	○	○	○	○	●	1078
	130	○	○	○	○	○	○	○	●	1158

● 기본 사양 ○ 주문 사양

(예) 펌프모델 : DRK42-130-3

# 침수형다단원심펌프

## 성능곡선도

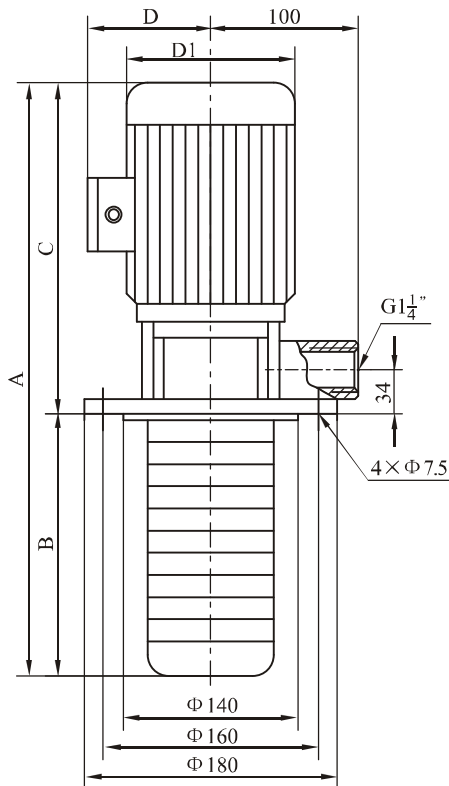


# 침수형다단원심펌프

## 표준 사양

Model	Driving motor		Q (m <sup>3</sup> /h)	1	1.5	2	2.5	3	3.5	4	4.5
	(kW)	(hp)									
DRK2-20/2	0.55	0.75	H (m)	26	24	22	21	18	16	12	9
DRK2-30/3	0.75	1		39	36	33	31	27	24	19	15
DRK2-40/4	1.1	1.5		52	48	45	42	36	32	26	20
DRK2-50/5	1.1	1.5		65	60	57	52	46	41	32	25
DRK2-60/6	1.1	1.5		78	74	69	63	56	49	40	30
DRK2-70/7	1.5	2		91	86	81	74	66	57	47	35
DRK2-90/9	2.2	3		117	111	104	95	86	75	61	45
DRK2-110/11	2.2	3		143	136	128	116	104	90	75	56
DRK2-130/13	3	4		171	163	152	139	126	108	90	66
DRK2-150/15	3	4		195	186	176	160	142	125	103	77
DRK2-180/18	4	5.5		234	228	212	195	171	151	126	94

## 외형도

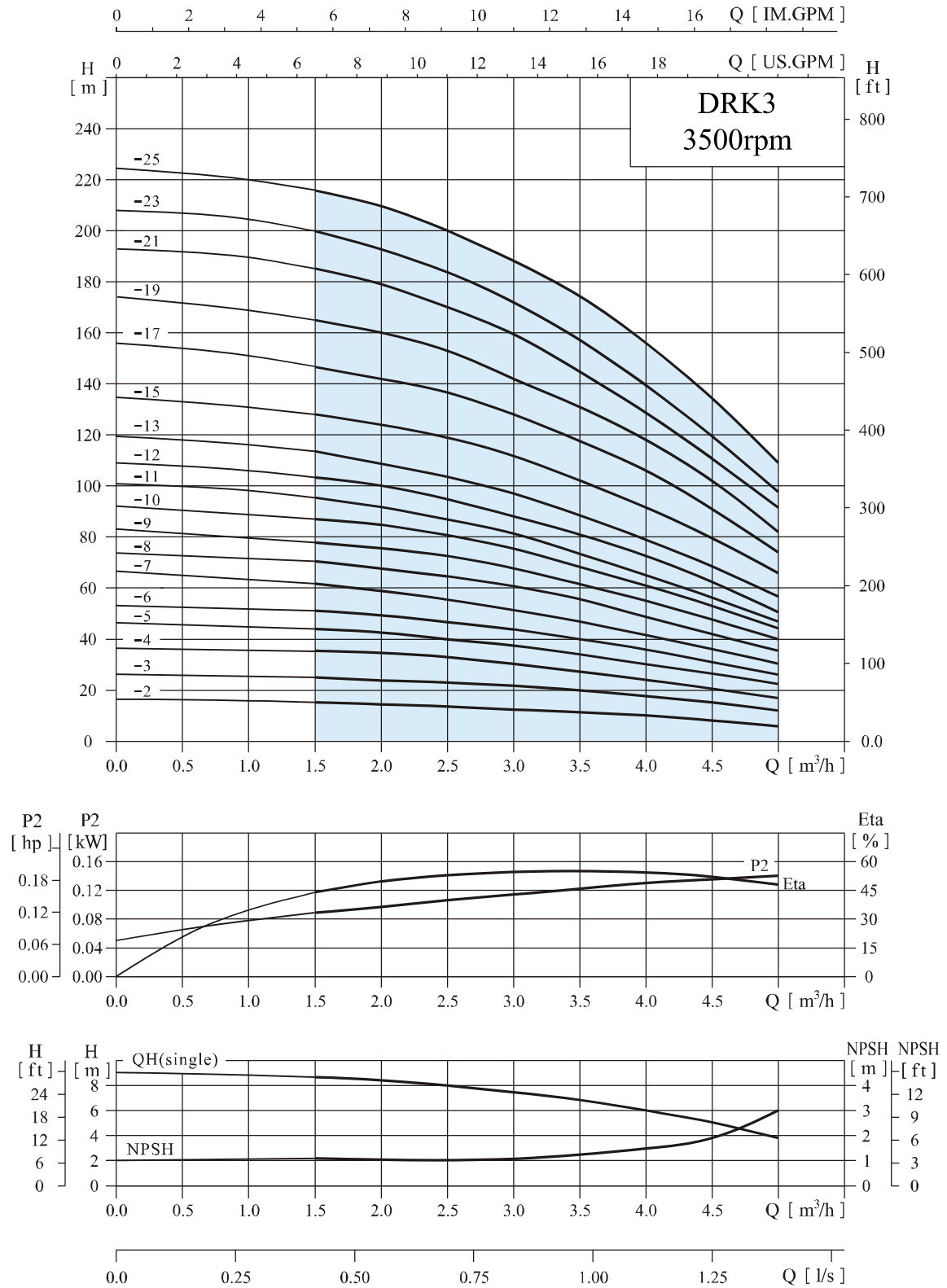


## 크기 및 중량

Model	Size (mm)					Weight (kg)
	A	B	C	D	D1	
DRK2-20/2	438	123	315	117	148	15
DRK2-30/3	499	141	358	142	170	18
DRK2-40/4	517	159	358	142	170	20
DRK2-50/5	535	177	358	142	170	20
DRK2-60/6	553	195	358	142	170	22
DRK2-70/7	626	213	413	155	190	27
DRK2-90/9	662	249	413	155	190	31
DRK2-110/11	698	285	413	155	190	31
DRK2-130/13	769	321	448	165	197	37
DRK2-150/15	805	357	448	165	197	37
DRK2-180/18	879	411	468	185	230	42

# 침수형다단원심펌프

## 성능곡선도

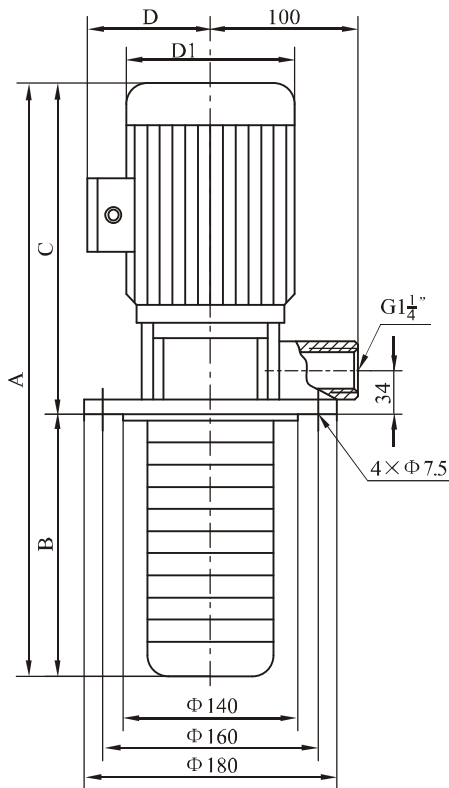


# 침수형다단원심펌프

## 표준 사양

Model	Driving motor		Q (m <sup>3</sup> /h)	1.5	2	2.5	3	3.5	4	4.5	5
	(kW)	(hp)									
DRK3-20/2	0.37	0.5	H (m)	17.5	16	15	14	13	11	9	8
DRK3-30/3	0.55	0.75		26.5	25	24	23	20	18	15	12
DRK3-40/4	0.55	0.75		35	34	32	30	27	25	20	17
DRK3-50/5	0.75	1		44	42	40	38	33	31	26	23
DRK3-60/6	1.1	1.5		51	50	48	45	40	37	32	27
DRK3-70/7	1.1	1.5		61	59	56	52	46	43	38	31
DRK3-80/8	1.1	1.5		70	67	64	61	53	49	44	35
DRK3-90/9	1.5	2		78	77	72	68	60	56	50	40
DRK3-100/10	1.5	2		87	84	81	76	68	63	55	44
DRK3-110/11	1.5	2		96	92	87	82	74	69	59	48
DRK3-120/12	2.2	3		104	100	96	90	79	73	63	52
DRK3-130/13	2.2	3		112	109	104	98	86	80	69	57
DRK3-150/15	2.2	3		129	126	120	112	99	93	81	65
DRK3-170/17	2.2	3		147	143	137	128	114	106	91	74
DRK3-190/19	3	4		165	160	153	142	126	118	102	82
DRK3-210/21	3	4		183	178	170	160	141	129	112	91
DRK3-230/23	3	4		200	194	185	174	154	142	122	98
DRK3-250/25	4	5.5		217	211	202	187	167	154	134	108

## 외형도

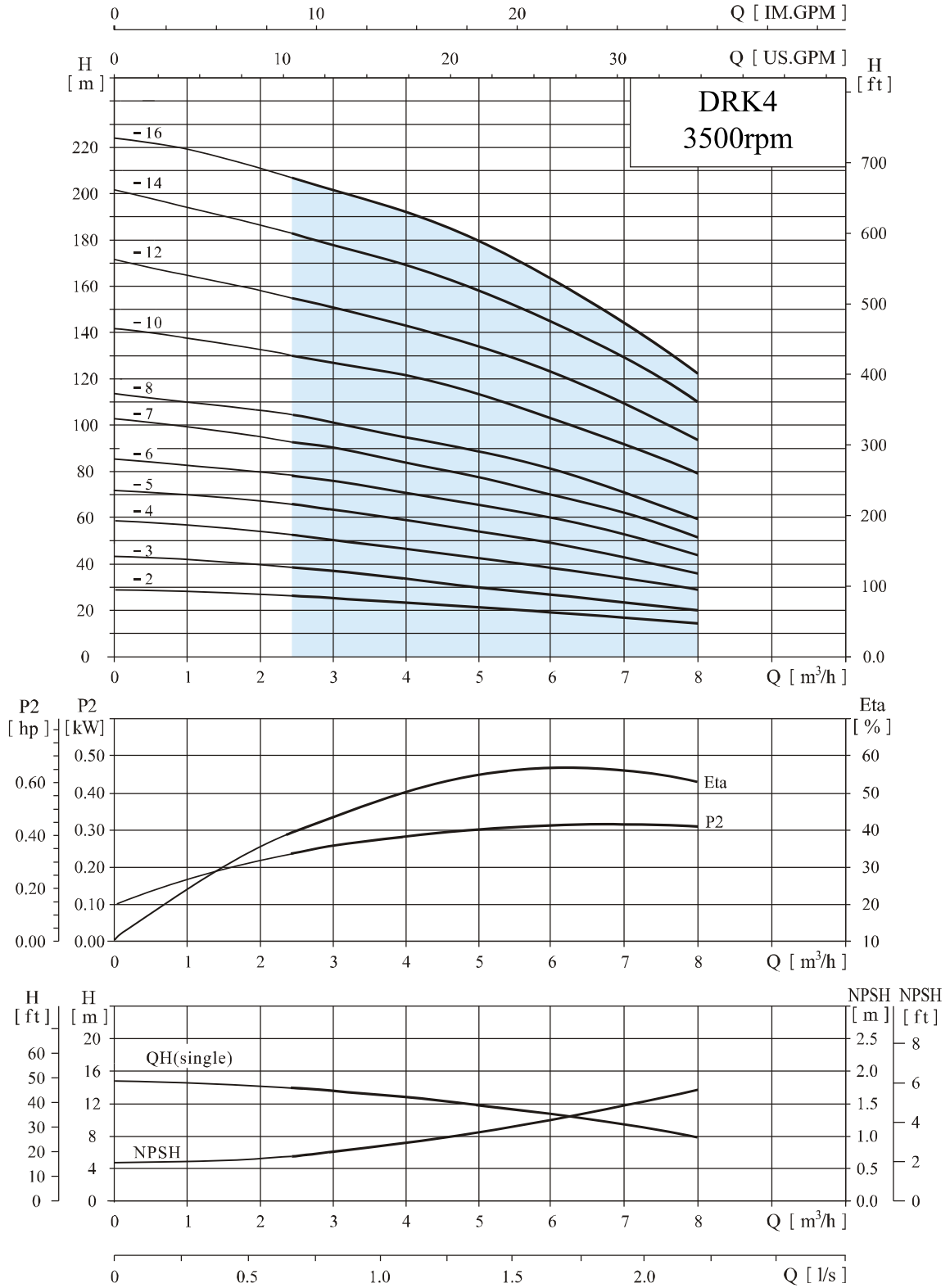


## 크기 및 중량

Model	Size (mm)					Weight (kg)
	A	B	C	D	D1	
DRK3-20/2	438	123	315	117	148	15
DRK3-30/3	456	141	315	117	148	15
DRK3-40/4	474	159	315	117	148	15
DRK3-50/5	535	177	358	142	170	19
DRK3-60/6	553	195	358	142	170	21
DRK3-70/7	571	213	358	142	170	22
DRK3-80/8	589	231	358	142	170	22
DRK3-90/9	662	249	413	155	190	27
DRK3-100/10	680	267	413	155	190	28
DRK3-110/11	698	285	413	155	190	28
DRK3-120/12	716	303	413	155	190	31
DRK3-130/13	734	321	413	155	190	31
DRK3-150/15	770	357	413	155	190	32
DRK3-170/17	806	393	413	155	190	32
DRK3-190/19	877	429	448	165	197	37
DRK3-210/21	913	465	448	165	197	38
DRK3-230/23	949	501	448	165	197	38
DRK3-250/25	1005	537	468	185	230	44

# 침수형다단원심펌프

## 성능곡선도

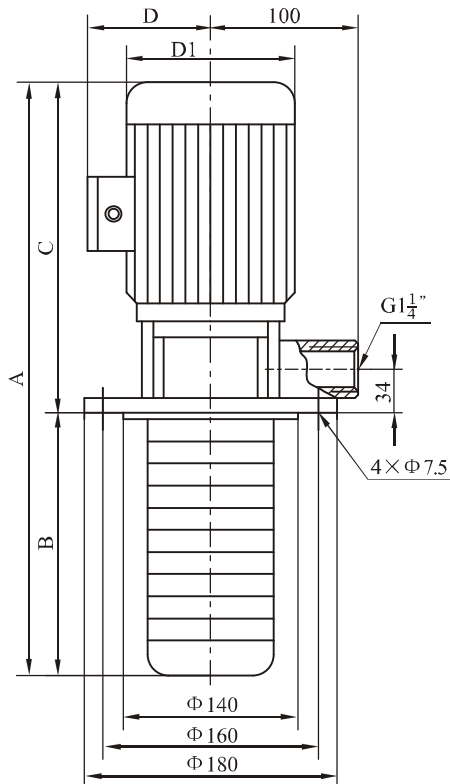


# 침수형다단원심펌프

## 표준 사양

Model	Driving motor		Q (m <sup>3</sup> /h)	2.5	3	4	5	6	7	8
	(kW)	(hp)								
DRK4-20/2	0.75	1	H (m)	26	25	23	21	19	16	14
DRK4-30/3	1.1	1.5		39	38	36	32	28	24	21
DRK4-40/4	1.5	2		52	50	48	44	38	35	31
DRK4-50/5	2.2	3		65	62	60	55	49	44	39
DRK4-60/6	2.2	3		78	75	72	67	59	54	47
DRK4-70/7	3	4		92	88	84	78	69	62	55
DRK4-80/8	3	4		104	100	95	90	79	72	63
DRK4-100/10	4	5.5		130	125	120	113	102	90	80
DRK4-120/12	4	5.5		156	150	145	136	122	109	96
DRK4-140/14	5.5	7.5		182	176	170	159	145	129	112
DRK4-160/16	5.5	7.5		207	201	196	183	165	146	128

## 외형도

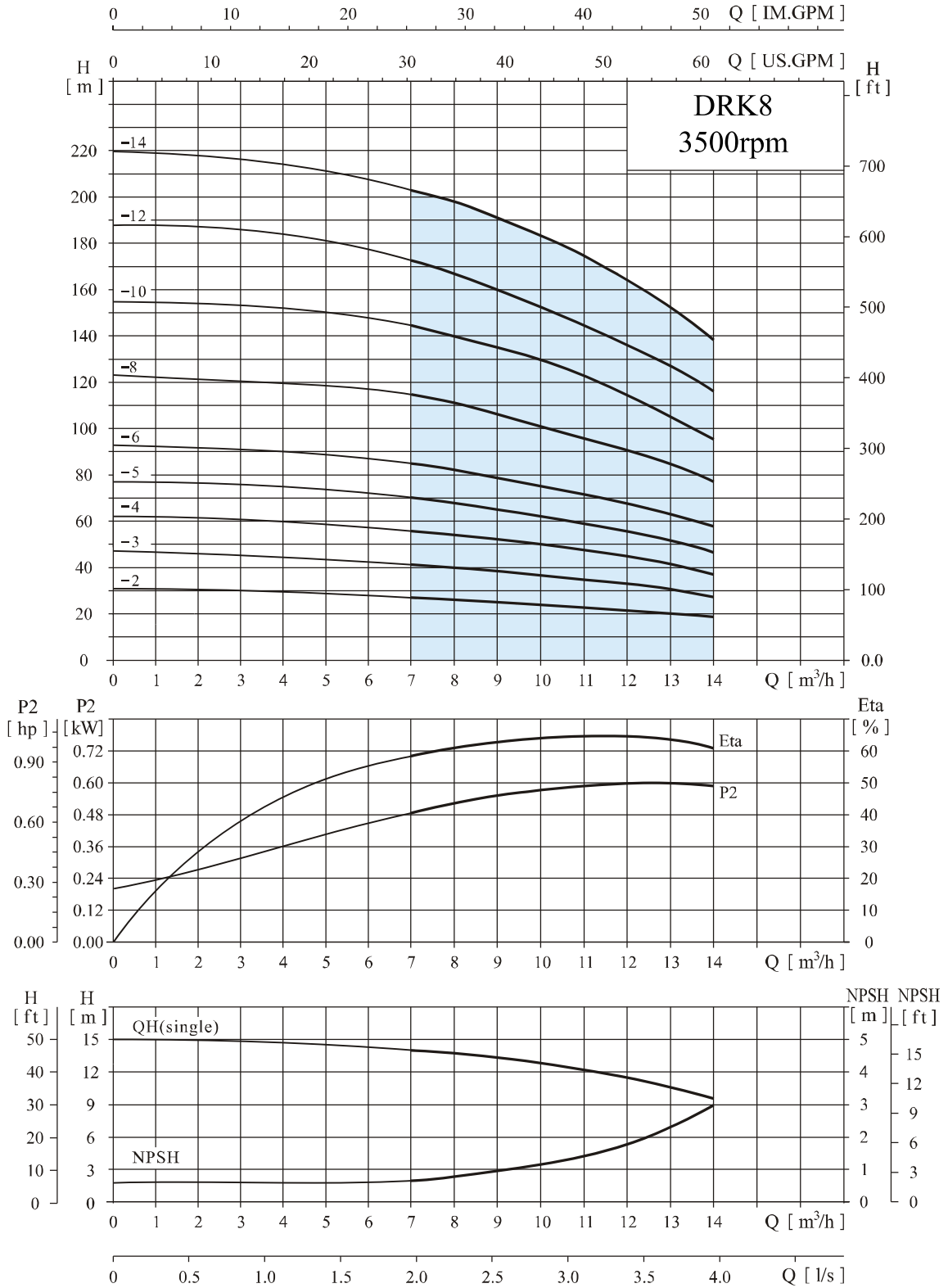


## 크기 및 중량

Model	Size (mm)					Weight (kg)
	A	B	C	D	D1	
DRK4-20/2	506	148	358	142	170	15
DRK4-30/3	533	175	358	142	170	18
DRK4-40/4	615	202	413	155	190	23
DRK4-50/5	642	229	413	155	190	27
DRK4-60/6	669	256	413	155	190	27
DRK4-70/7	731	283	448	165	197	33
DRK4-80/8	758	310	448	165	197	33
DRK4-100/10	832	364	468	185	230	38
DRK4-120/12	886	418	468	185	230	38
DRK4-140/14	1055	472	583	210	260	63
DRK4-160/16	1109	526	583	210	260	65

# 침수형다단원심펌프

## 성능곡선도



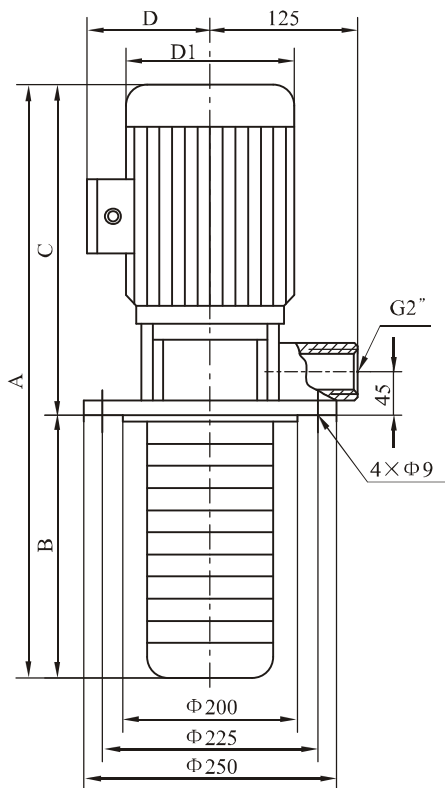


# 침수형다단원심펌프

## 표준 사양

Model	Driving motor		Q (m <sup>3</sup> /h)	7	8	9	10	11	12	13	14
	(kW)	(hp)									
DRK8-20/2	1.5	2	H (m)	27	26	25	24	23	22	20	18
DRK8-30/3	2.2	3		41	40	38	37	35	33	30	28
DRK8-40/4	3	4		55	54	52	50	47	45	41	38
DRK8-50/5	3	4		70	68	65	63	59	56	52	47
DRK8-60/6	4	5.5		85	82	78	76	72	68	62	57
DRK8-80/8	5.5	7.5		115	110	105	101	97	91	84	75
DRK8-100/10	7.5	10		145	140	132	126	122	115	105	95
DRK8-120/12	7.5	10		173	167	160	152	147	132	125	115
DRK8-140/14	11	15		202	195	188	179	174	163	147	135

## 외형도

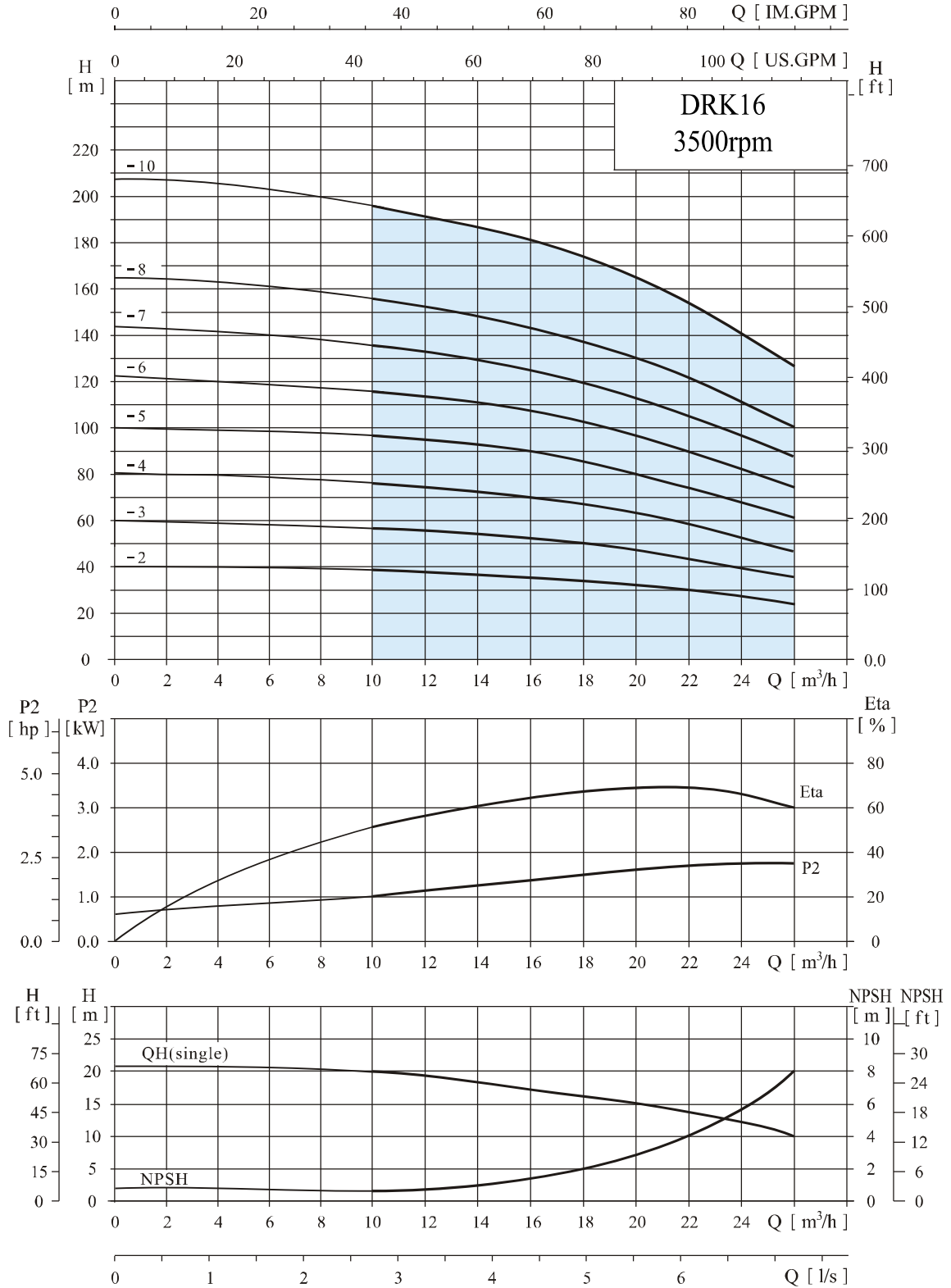


## 크기 및 중량

Model	Size (mm)					Weight (kg)
	A	B	C	D	D1	
DRK8-20/2	569	150	419	155	190	32
DRK8-30/3	599	180	419	155	190	37
DRK8-40/4	664	210	454	165	197	45
DRK8-50/5	694	240	454	165	197	47
DRK8-60/6	744	270	474	185	230	52
DRK8-80/8	919	330	589	210	260	72
DRK8-100/10	979	390	589	210	260	78
DRK8-120/12	1039	450	589	210	260	80
DRK8-140/14	1200	510	690	255	330	135

# 침수형다단원심펌프

## 성능곡선도

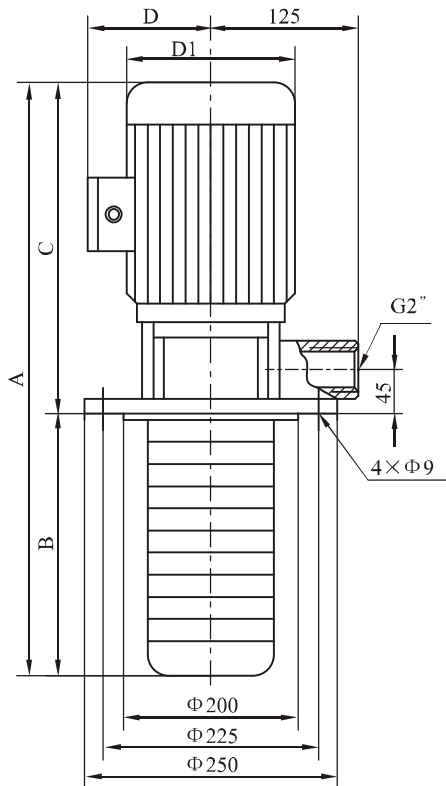


# 침수형다단원심펌프

## 표준 사양

Model	Driving motor		Q (m <sup>3</sup> /h)	10	12	14	16	18	20	22	24	26
	(kW)	(hp)										
DRK16-20/2	4	5.5	H (m)	38	37	36	35	34	32	30	27	24
DRK16-30/3	5.5	7.5		57	56	55	54	51	48	45	40	36
DRK16-40/4	7.5	10		76	75	73	72	68	64	60	54	49
DRK16-50/5	7.5	10		96	94	92	90	85	80	75	68	62
DRK16-60/6	11	15		115	113	111	108	102	96	91	82	75
DRK16-70/7	15	20		135	132	129	126	119	113	106	96	88
DRK16-80/8	15	20		155	152	148	144	137	130	122	111	101
DRK16-100/10	18.5	25		195	192	187	181	174	165	153	139	127

## 외형도

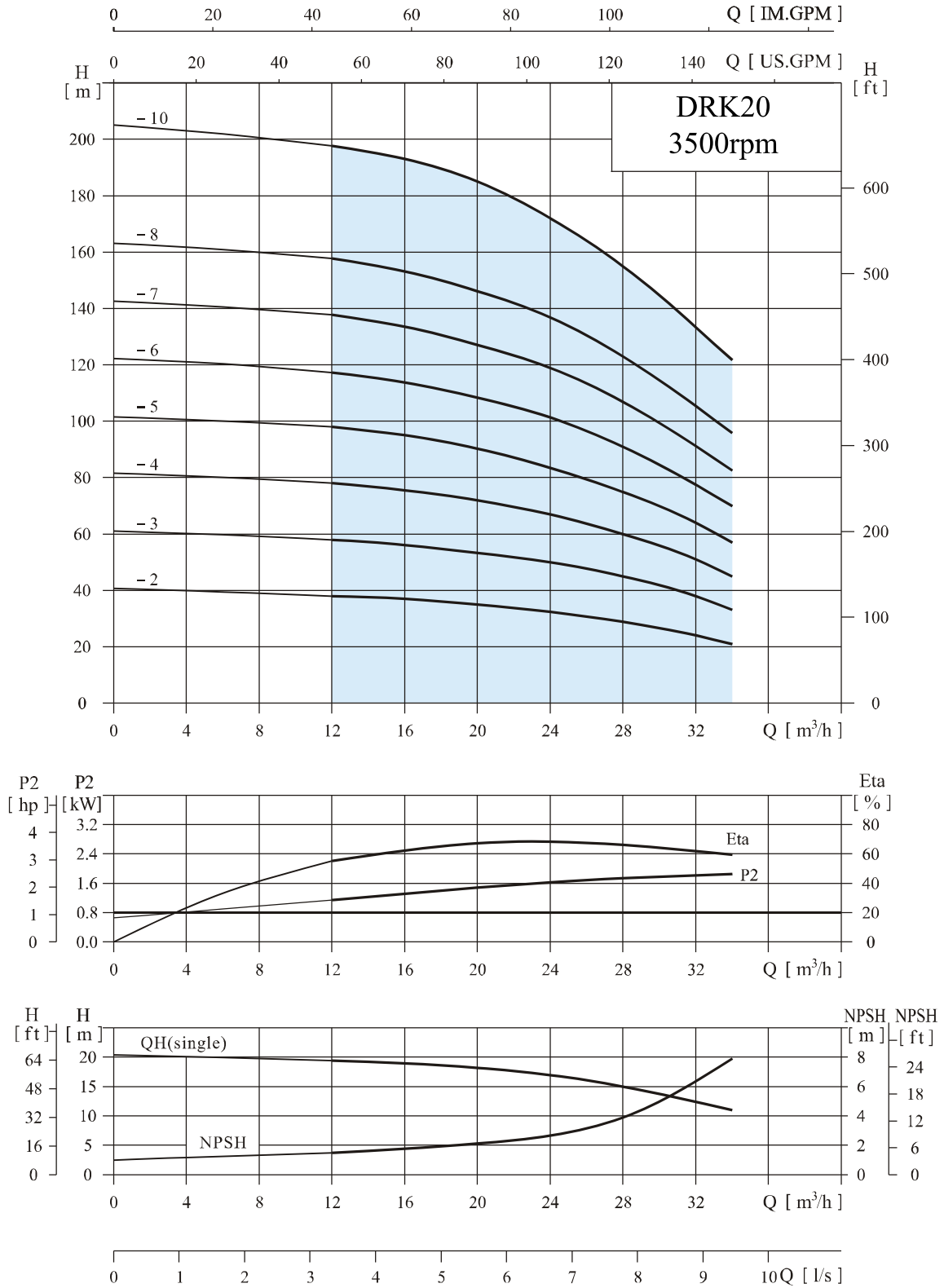


## 크기 및 중량

Model	Size (mm)					Weight (kg)
	A	B	C	D	D1	
DRK16-20/2	654	180	474	185	230	50
DRK16-30/3	814	225	589	210	260	65
DRK16-40/4	859	270	589	210	260	75
DRK16-50/5	1005	315	690	255	330	130
DRK16-60/6	1050	360	690	255	330	132
DRK16-70/7	1095	405	690	255	330	140
DRK16-80/8	1140	450	690	255	330	140
DRK16-100/10	1290	540	750	255	330	150

# 침수형다단원심펌프

## 성능곡선도

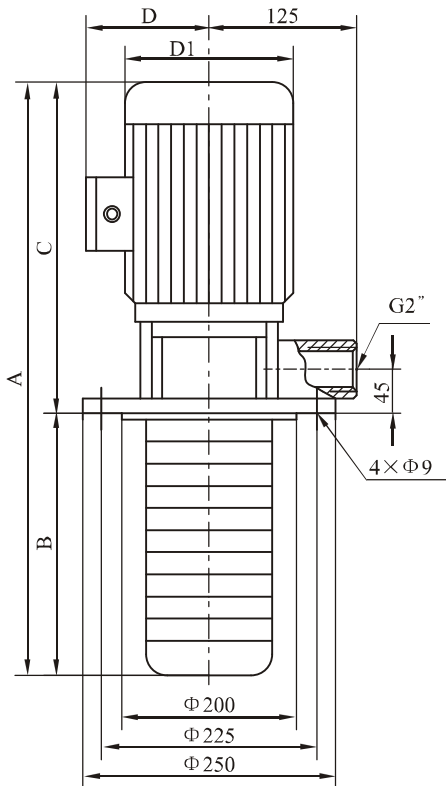


# 침수형다단원심펌프

## 표준 사양

Model	Driving motor		Q (m <sup>3</sup> /h)	12	16	20	24	28	32	34
	(kW)	(hp)								
DRK20-20/2	4	5.5	H (m)	38	37	35	32	29	24	21
DRK20-30/3	5.5	7.5		58	56	53	50	45	38	33
DRK20-40/4	7.5	10		78	75	72	67	60	51	45
DRK20-50/5	11	15		98	94	90	85	75	64	57
DRK20-60/6	11	15		118	113	108	102	91	77	70
DRK20-70/7	15	20		138	133	127	119	107	91	83
DRK20-80/8	15	20		158	153	146	137	123	105	96
DRK20-100/10	18.5	25		198	193	185	172	155	133	122

## 외형도

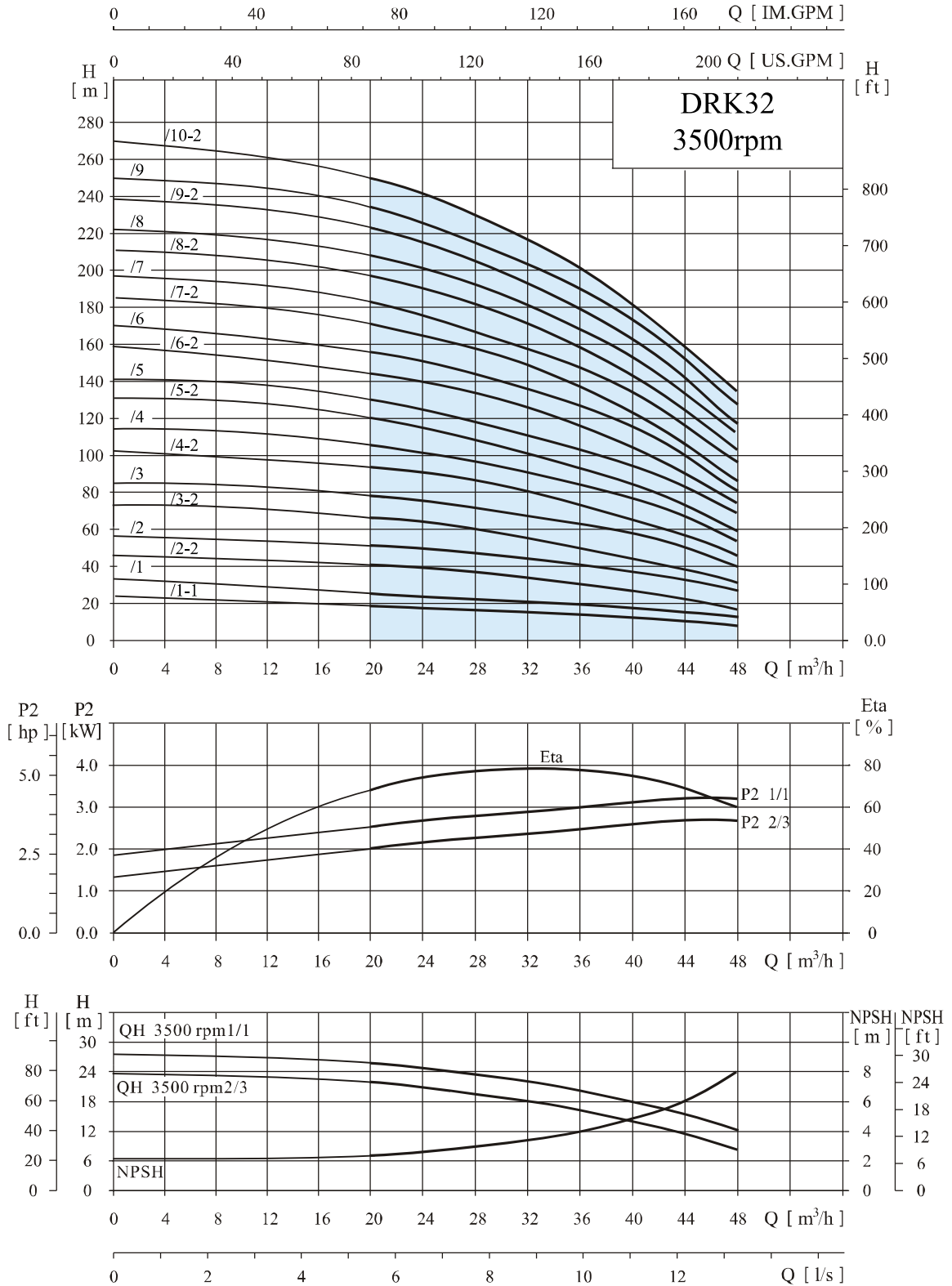


## 크기 및 중량

Model	Size (mm)					Weight (kg)
	A	B	C	D	D1	
DRK20-20/2	654	180	474	185	230	50
DRK20-30/3	814	225	589	210	260	65
DRK20-40/4	859	270	589	210	260	75
DRK20-50/5	1005	315	690	255	330	130
DRK20-60/6	1050	360	690	255	330	132
DRK20-70/7	1095	405	690	255	330	140
DRK20-80/8	1140	450	690	255	330	140
DRK20-100/10	1290	540	750	255	330	150

# 침수형다단원심펌프

## 성능곡선도

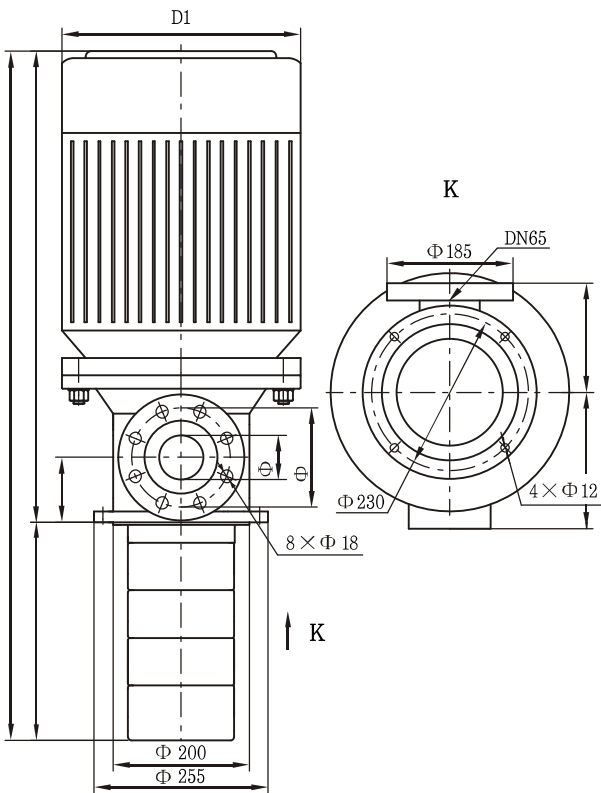


# 침수형다단원심펌프

## 표준 사양

Model	Driving motor		Q (m <sup>3</sup> /h)	20	24	28	32	36	40	44	48
	(kW)	(hp)									
DLK32-10/1.1	3.0	4	H (m)	20	19	18	17	15	13	10	7
DLK32-10/1	4.0	5.5		26	25	24	23	21	19	17	14
DLK32-20/2-2	5.5	7.5		41	40	38	35	31	27	22	17
DLK32-20/2	7.5	10		52	50	48	45	41	37	33	27
DLK32-30/3-2	7.5	10		67	64	61	57	52	46	39	31
DLK32-30/3	11	15		78	75	71	67	62	56	50	40
DLK32-40/4-2	11	15		94	91	87	81	73	65	56	45
DLK32-40/4	15	20		104	101	96	91	83	75	66	55
DLK32-50/5-2	15	20		119	115	109	102	94	84	73	59
DLK32-50/5	18.5	25		130	125	119	112	104	94	83	69
DLK32-60/6-2	18.5	25		145	140	134	126	116	104	90	74
DLK32-60/6	18.5	25		155	150	144	136	126	114	100	81
DLK32-70/7-2	22	30		172	166	158	149	137	123	106	86
DLK32-70/7	22	30		182	176	168	159	148	133	118	97
DLK32-80/8-2	22	30		196	190	182	172	159	143	124	102
DLK32-80/8	30	40		208	201	192	181	167	152	132	111
DLK32-90/9-2	30	40		223	216	206	194	179	162	142	117
DLK32-90/9	30	40		234	226	216	204	189	172	152	127
DLK32-100/10-2	30	40		248	241	231	217	201	181	159	133

## 외형도

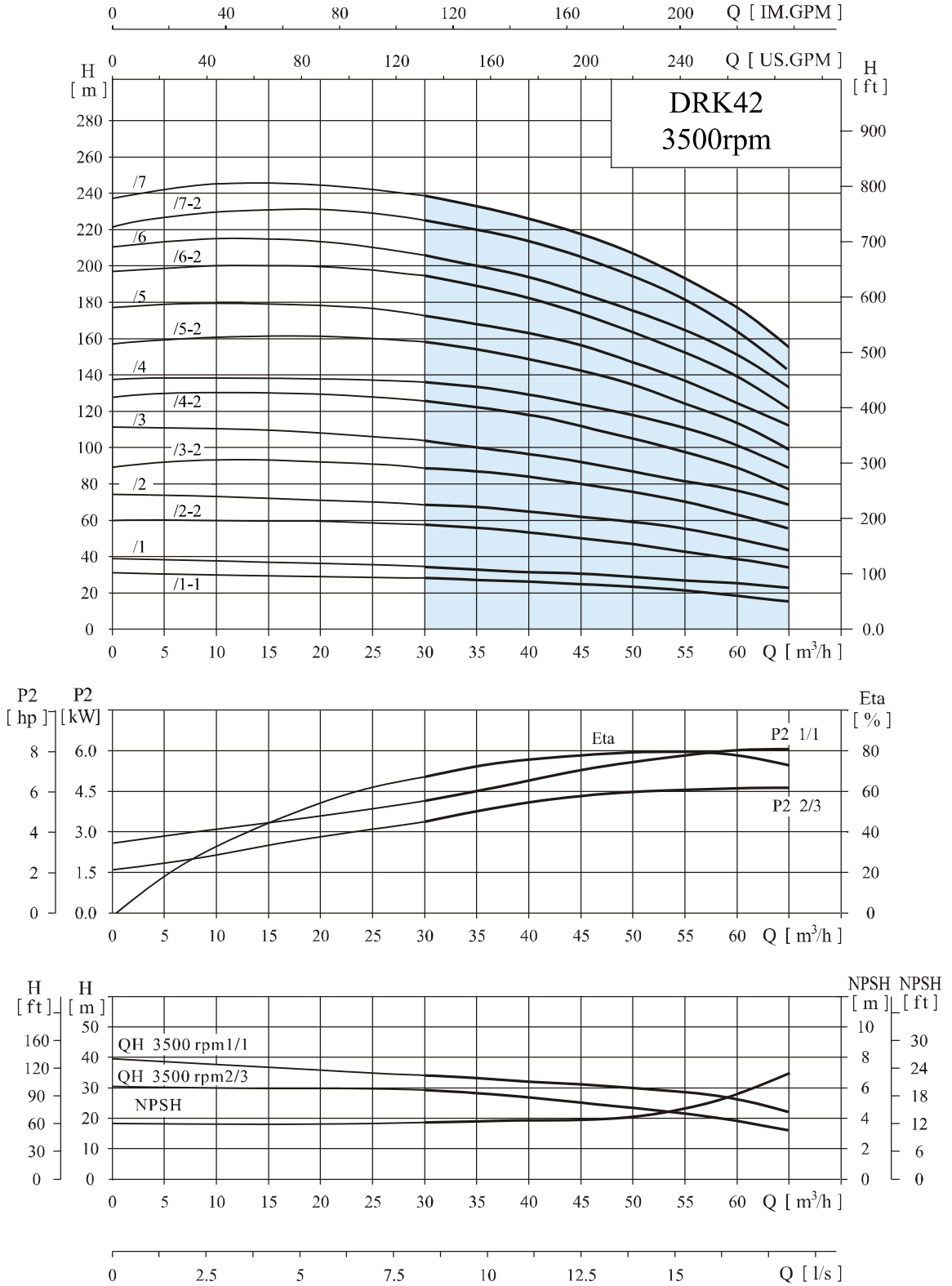


## 크기 및 중량

Model	Size (mm)					Weight (kg)
	A	B	C	D	D1	
DLK32-10/1.1	646	186	460	165	197	65
DLK32-10/1	666	186	480	185	230	75
DLK32-20/2-2	851	256	595	210	260	85
DLK32-20/2	851	256	595	210	260	95
DLK32-30/3-2	921	326	595	210	260	100
DLK32-30/3	1034	326	708	255	330	150
DLK32-40/4-2	1104	396	708	255	330	155
DLK32-40/4	1104	396	708	255	330	185
DLK32-50/5-2	1174	466	708	255	330	195
DLK32-50/5	1174	466	768	255	330	215
DLK32-60/6-2	1304	536	768	255	330	225
DLK32-60/6	1304	536	768	255	330	225
DLK32-70/7-2	1414	606	808	285	360	260
DLK32-70/7	1414	606	808	285	360	260
DLK32-80/8-2	1484	676	808	285	360	265
DLK32-80/8	1554	676	878	310	400	305
DLK32-90/9-2	1624	746	878	310	400	315
DLK32-90/9	1624	746	878	310	400	315
DLK32-100/10-2	1694	816	878	310	400	325

# 침수형다단원심펌프

## 성능곡선도



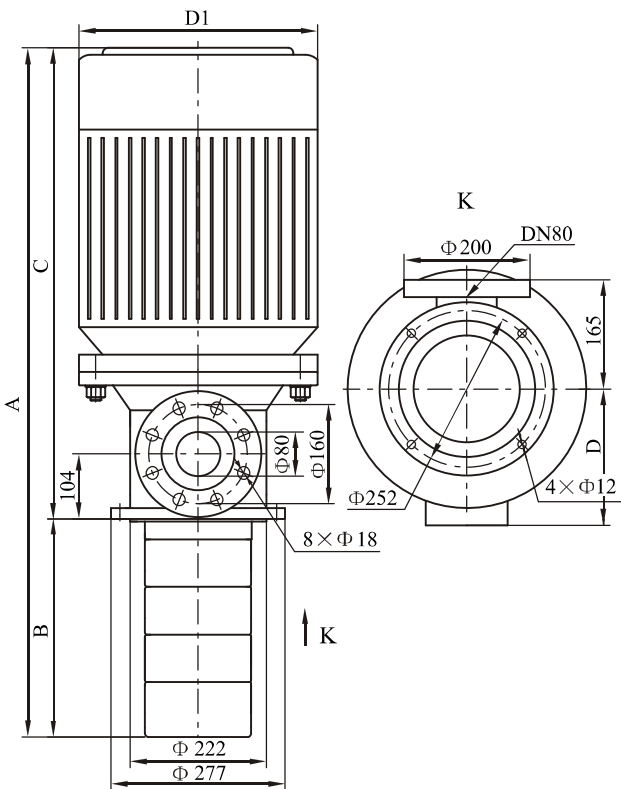


# 침수형다단원심펌프

## 표준 사양

Model	Driving motor		Q (m <sup>3</sup> /h)	30	35	40	42	45	50	55	60	65
	(kW)	(hp)										
DLK42-10/1-1	5.5	7.5	H (m)	29	28	27	26	25	23	21	19	16
DLK42-10/1	7.5	10		34	33	32	31.5	30	29	27	25	22
DLK42-20/2-2	11	15		57	55	53	52	49	46	43	38	33
DLK42-20/2	15	20		69	67	65	63	61	59	55	50	44
DLK42-30/3-2	18.5	25		90	88	85	83	80	75	72	63	55
DLK42-30/3	18.5	25		102	100	97	95	92	88	82	76	68
DLK42-40/4-2	22	30		125	121	118	115	112	105	98	89	78
DLK42-40/4	30	40		136	133	129	126	123	117	112	102	89
DLK42-50/5-2	30	40		159	154	149	146	142	134	121	115	99
DLK42-50/5	30	40		171	166	161	158	154	145	138	126	112
DLK42-60/6-2	37	50		194	188	182	178	173	163	155	139	122
DLK42-60/6	37	50		205	200	193	190	186	176	166	152	134
DLK42-70/7-2	45	60		227	220	213	210	205	193	182	165	144
DLK42-70/7	45	60		239	232	226	221	216	204	194	178	157

## 외형도



## 크기 및 중량

Model	Size (mm)					Weight (kg)
	A	B	C	D	D1	
DLK42-10/1-1	807	198	609	210	260	83
DLK42-10/1	807	198	609	210	260	88
DLK42-20/2-2	1000	278	722	255	330	129
DLK42-20/2	1000	278	722	255	330	162
DLK42-30/3-2	1140	358	782	255	330	175
DLK42-30/3	1140	358	782	255	330	175
DLK42-40/4-2	1260	438	822	285	360	232
DLK42-40/4	1330	438	892	310	400	310
DLK42-50/5-2	1410	518	892	310	400	315
DLK42-50/5	1410	518	892	310	400	315
DLK42-60/6-2	1490	598	892	310	400	338
DLK42-60/6	1490	598	892	310	400	338
DLK42-70/7-2	1610	678	932	345	450	408
DLK42-70/7	1610	678	932	345	450	408

# MEMO

---

A series of horizontal dashed lines for writing.



SUPPLY FOR CLEAN WATER  
We always try to do best for you

**DOOCH** 주식회사 두 크

---

본사/공장    경기도 화성시 장안면 사곡리 295  
TEL: 031)831-1200(代)    FAX: 031)831-1240  
고객상담센터 : 1588-5993  
[www.doochpump.com](http://www.doochpump.com)

※ 본 카탈로그는 2010.2월 기준이며, 외관 및 제품 성능개선을 위하여 예고 없이 수정될 수 있습니다.