




금성에이스산업주식회사
G.S ACE INDUSTRY CO., LTD.

LIFT TABLE

Comprehensive Production from
part manufacturing to assembly




LIFT TABLE

※ 특징

본 제품은 생산 제품의 크기와 작업자의 신체조건에 따라 작업대의 높이 조절이 가능하므로 편리하게 사용 할 수 있습니다. 제작 및 변경이 용이하고 스크류를 이용하여 상하 조절하는 구조이며, 누구나 쉽게 손으로 조절이 가능합니다.

※ 사양

Model	LT-500	LT-750
TABLE SIZE	800X600	1200x800
STROKE	MAX. 200mm	
OPERATION	MANUAL	
LOAD	10Kg	

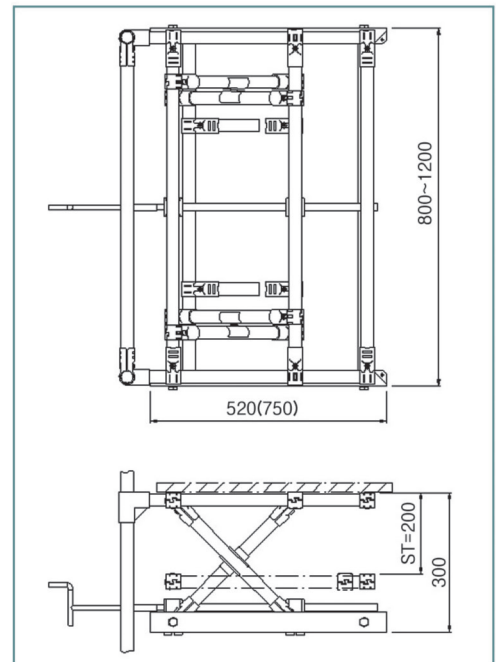


※ B.O.M (LT-500기준)

PART NO.	PART NAME	UNIT	Q'TY	REMARK
L-500	RAIL	EA	2	
TM16-500	SCREW ASS'Y	EA	1	
SN12'	SNAP RING	EA	1	
GAP-21A	NUT BLOCK	EA	1	
GAP-22A	BEARING BLOCK	EA	1	
BB01	BALL BEARING	EA	4	
TH-10S	HANDLE	EA	1	
S2807	PIPE	MT	-	Sizes에 따라 변동
GAP-4S	INNER CAP	EA	4	
GAP-01	PLASTIC JOINT	EA	2	
GA-1S	JOINTS	SET	10	
GA-12S	JOINTS	SET	10	
PS-A	JOINTS	SET	2	
BS07B	THREADED INSERT	EA	8	
M1225Y	BOLT	EA	8	
SW13Y	WASHER	EA	4	


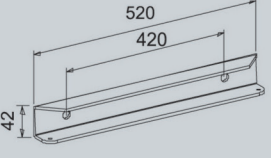
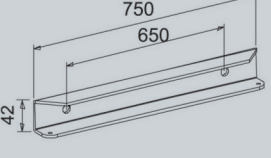

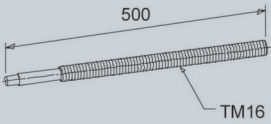
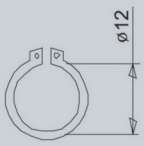
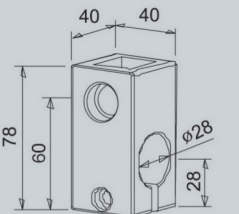
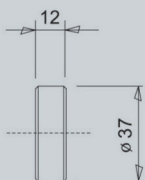

※ LT-750 일때는 Rail만 변경합니다.

※ 간략도



LIFT TABLE COMPONENTS

* LIFT TABLE COMPONENTS

<p>L-500 Rail</p> 	 <ul style="list-style-type: none"> • Weight : 0.912kg • Q'ty/BOX : 50pcs
<p>L-750 Rail</p> 	 <ul style="list-style-type: none"> • Weight : 1.37kg • Q'ty/BOX : 40pcs
<p>TM16-500 Screw ass'y</p> 	 <ul style="list-style-type: none"> • Weight : 0.570kg • Q'ty/BOX : 100pcs
<p>SN12 Snap ring</p> 	 <ul style="list-style-type: none"> • Weight : 0.001kg • Q'ty/BOX : 2000pcs
<p>GAP-21A Nut block</p> 	 <ul style="list-style-type: none"> • Weight : 0.133kg • Q'ty/BOX : 42pcs
<p>GAP-22A Bearing block</p> 	 <ul style="list-style-type: none"> • Weight : 0.115kg • Q'ty/BOX : 42 pcs
<p>BB01 Ball bearing</p> 	 <ul style="list-style-type: none"> • Weight : 0.060kg • Q'ty/BOX : 84pcs
<p>TH-10S Handle</p> 	 <ul style="list-style-type: none"> • Weight : 0.185kg • Q'ty/BOX : 42pcs