



GD51 Duplex Type Pressure Gauge

OUTLINE

This instrument is primarily used in an environment such as inside the car where the mounting space is limited.

When it is used inside the car, for instance, the pressure at two points such as in the air tank and the brake cylinder are indicated on the same scale plate.

FEATURES

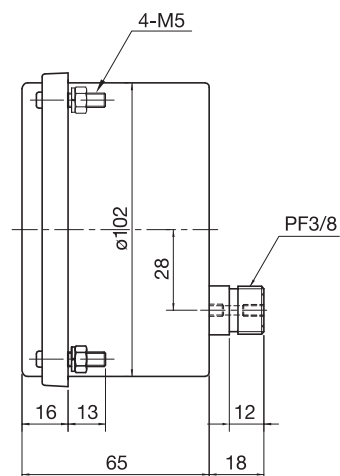
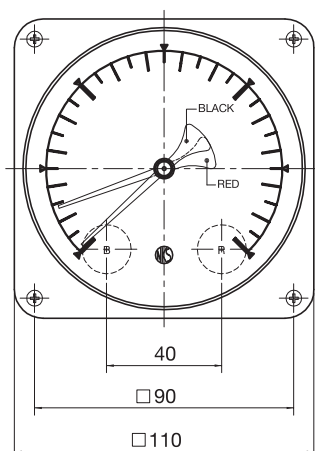
- Since the pressure at two points is indicated on the same plate, the instrument occupies little space and is economical for use in a limited space.
- The pressure at two points is conveniently compared on the scale plate.

SPECIFICATION

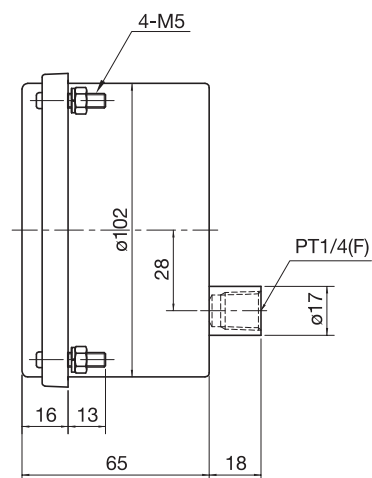
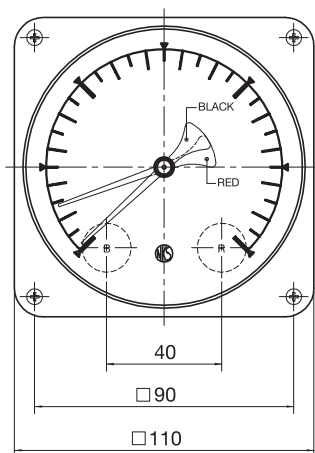
- | | |
|---|---|
| <ul style="list-style-type: none"> • Model : GD51 Duplex Type Pressure Gauge • Fluid :
Gas or Liquid • Size :
100 Dia. • Mounting :
Panel ----- BD type • Connection :
3/8"PF, 1/4"PT(F)
* For other connection, please contact us. • Pressure element & materials :
Bourdon ----- 316SS
Socket (Shank) ----- 304SS, 316SS • Case and Cover material :
304SS, 316SS (316SS is only request) • Case and Cover material :
AC7A, ABS Resin
Case ----- AC7A with Black finish
Cover ----- ABS Resin | <ul style="list-style-type: none"> • Pressure range :
0 ~ 1 and 0 ~ 5 MPa • Accuracy :
±1.5% F.S. • Operating temperature :
Ambient : -5 ~ 45°C
Fluid : -20 ~ 80°C • Window :
ABS Resin • Pointer :
Left → Black color (Lower)
Right → Red color (Upper) • Dial scale specified : (Option)
Printed words, Colored circle, Customer's logo. • Weight :
Approx. 0.7kg |
|---|---|

Outline dimension & Mounting type (GD51 Series)

GD51-333



GD51-373



Available pressure range table (GD51 Series)

Division	Scale (MPa)	Min. graduation	Std. accuracy (±% of F.S.)	Order code
Pressure range	0 ~ 0.1	0.002	1.0	B
	0 ~ 0.2	0.005	1.0	C
	0 ~ 0.3	0.01	1.0	D
	0 ~ 0.4	0.01	1.0	E
	0 ~ 0.6	0.01	1.0	G
	0 ~ 1	0.02	1.0	H
	0 ~ 1.2	0.02	1.0	Z
	0 ~ 1.5	0.05	1.0	I
	0 ~ 2	0.05	1.0	J
	0 ~ 2.5	0.05	1.0	K
	0 ~ 3.5	0.1	1.0	L
	0 ~ 5	0.1	1.0	M

Model number configuration (GD51 Series)

* For ordering, Please specify the model number and each spec.

Model No.

G D **5** — **3** — **0 0 0** **X X X X X X**

(1) (2) (3) (4) (5) (6) (7) (8) (9) (10) (11) (12) (13) (14) (15)

Model No.	Selective spec.		Option
Model	1	110 Square	
① Type of mounting	3	Panel-mounting type	
② Type of connection	3	3/8PF (M)	
	7	1/4PT (F)	
	0	Other	
③ Wetted part material	2	Shank : 304SS Bourdon : 316SS	
	3	Shank : 316SS Bourdon : 316LSS	
	0	Other	
④ Pressure range	B M	Reper to range table	
⑤ Accuracy	0	±1.5% F.S.	
	1	±1.0% F.S. (Option)	
⑥ Pointer	0	Standard (Black color & Red color)	
	1	Other	
⑦ Glass	0	Standard	
	1	Other	
⑧ Treatment	0	Nil	
	1	Use no oil	
⑮ Document	0	Nil	
	1	Required	