
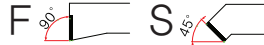
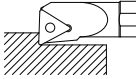


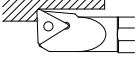




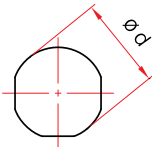
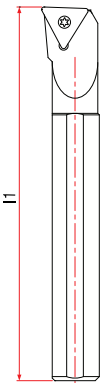






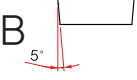
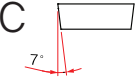
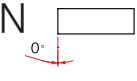
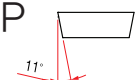






## Construction System of RB BORING BAR Code No.

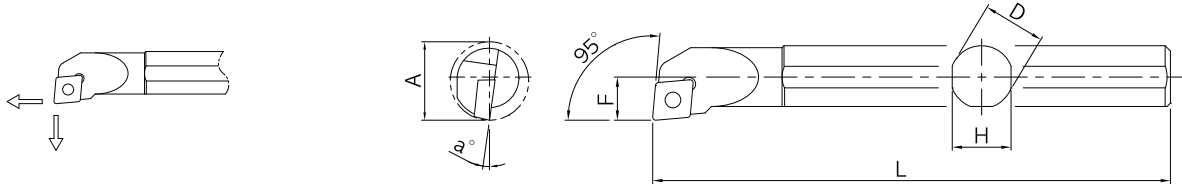
생크타입 Type of shank	클램핑방식 Clamping system	인선 접촉면 형상 Cutting edge shape	승수 Hand of tool
S 스틸생크 Solid steel shank	S 스크류 클램핑 Screw clamping 	F 90° S 45° 	R 우승수 Right hand 
A 스틸생크+오일홀 Solid steel shank + Internal coolant	C 상면 클램핑 Top clamping 	K 75° U 95° 	L 좌승수 Left hand 
C 초경생크 Tungsten carbide shank	P 홀 클램핑 Hole clamping 	L 95° W 80° 	
E 초경생크+오일홀 Tungsten carbide shank + Internal coolant	M 상면과홀 클램핑 Top&hole clamping 	Q 107.5° Y 85° 	

**S 12 M - S C L C R - 04**

생크직경 Shank diameter	공구 길이 Bar length	인서트 형상 Insert shape	인서트 여유각 Insert clearance angle	인선 길이 Cutting edge length
	F=80 H=100 K=125 M=150 P=170 Q=180 R=200 X=225 S=250 T=300 	C  D  S  T  V  W 	B  C  N  P 	B  C  N  P 

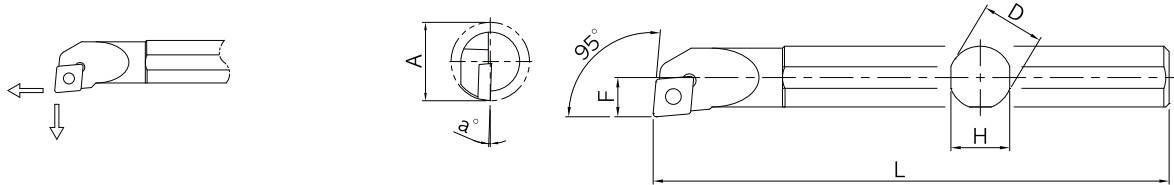


# INTERNAL BORING BAR SCLCR / SCLPR



## ● SCLCR

Code No.	치수 Dimension(mm)						Insert 	부품 Component	
	A	D	F	L	H	a		Screw 	Driver 
S08F-SCLCR-06	11	10	5.5	80	9	13°	CC..0602	TSB-25055	TXL-8
S10K-SCLCR-06	13	10	7	125	9	13°			
S12M-SCLCR-06	16	12	9	150	11	10°			
S16Q-SCLCR-09T3	20	16	11	180	15	12°	CC..09T3	TSB-35080	TXL-15
S20R-SCLCR-09T3	25	20	12.5	200	18	8°			
S25S-SCLCR-09T3	32	25	17	250	23	6°			



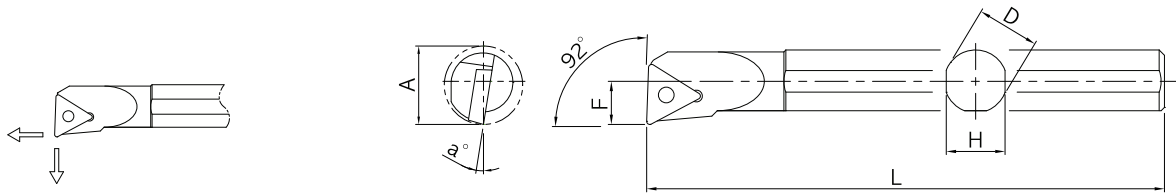
## ● SCLPR

Code No.	치수 Dimension(mm)						Insert 	부품 Component	
	A	D	F	L	H	a		Screw 	Driver 
S08F-SCLPR-06	10	10	5.5	80	9	13°	CP..0602	TSB-30070	TXL-8
S10K-SCLPR-06	12	10	7	125	9	13°			
S12M-SCLPR-06	16	12	9	150	11	10°			
S16Q-SCLPR-09T3	20	16	11	180	15	12°	CP..09T3	TSB-35080	TXL-15
S20R-SCLPR-09T3	25	20	12.5	200	18	8°			
S25S-SCLPR-09T3	32	25	17	250	23	6°			



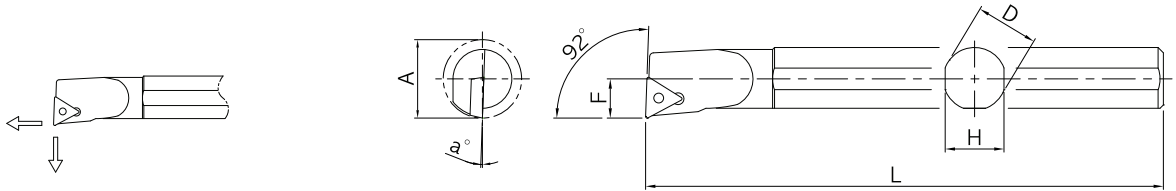
# INTERNAL BORING BAR

## STFCR / STFPR / SDUCR



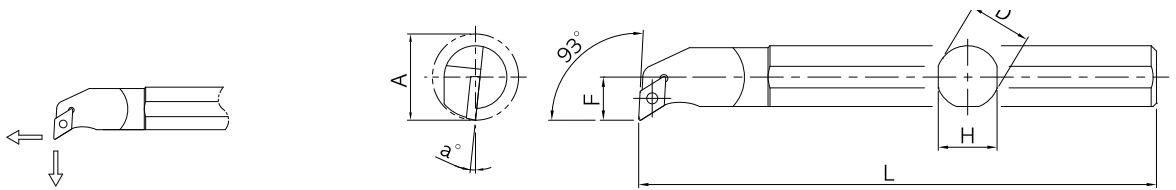
### ● STFCR

Code No.	치수 Dimension(mm)						Insert △	부품 Component	
	A	D	F	L	H	a		Screw 🔩	Driver 🔧
S10K-STFCR-11	13	10	7	125	9	15°	TC..1102	TSB-25055	TXL-8
S12M-STFCR-11	16	12	9	150	11	10°			
S16Q-STFCR-16T3	20	16	11	180	15	6°	TC..16T3	TSB-35080	TXL-15
S20R-STFCR-16T3	25	20	12.5	200	18	6°			
S25S-STFCR-16T3	32	25	17	250	23	6°			



### ● STFPR

Code No.	치수 Dimension(mm)						Insert △	부품 Component	
	A	D	F	L	H	a		Screw 🔩	Driver 🔧
S10K-STFPR-11	12	10	6	125	9	5°	TP..1103	TSB-30070	TXL-8
S12M-STFPR-11	16	12	8	150	11	4°			
S16Q-STFPR-11	20	16	10	180	15	2°	TP..1604	TSB-35080	TXL-15
S20R-STFPR-16	25	20	12.5	200	18	0°			
S25S-STFPR-16	32	25	17	250	23	0°			



### ● SDUCR

Code No.	치수 Dimension(mm)						Insert ◇55°	부품 Component	
	A	D	F	L	H	a		Screw 🔩	Driver 🔧
S10K-SDUCR-07	13	10	7	125	9	8°	DC..0702	TSB-25055	TXL-8
S12M-SDUCR-07	16	12	9	150	11	8°			
S16Q-SDUCR-07	22	16	11	180	15	6°	DC..11T3	TSB-35080	TXL-15
S20R-SDUCR-11T3	25	20	13	200	18	6°			
S25S-SDUCR-11T3	32	25	17	250	23	6°			

