


Analog Camera

KPC-EJ230U

- 1/3" 960H SONY Super HAD CCD II (Option: EXview)
- Min. Illumination of 0.09 Lux
- Fixed Board / Pinhole Lens
- 2DNR, BLC
- 12VDC Max. 70mA



Features



KPC-EJ230U

1/3" 960H SONY Super HAD CCD II (Option: EXview)

2DNR, BLC

Min. Illumination of 0.09 Lux


12VDC Max. 70mA

Fixed Board / Pinhole Lens



2DNR

DNR technology is crucial for surveillance camera. 2DNR works by analyzing individual frames of video in order to adjust pixels and provide clear image.



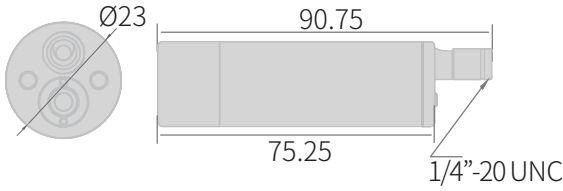
BLC

BLC technology works by reducing the dynamic range of the entire image, while retaining the overall contrast. By compensating for unbalanced in a scene, detail is restored throughout the field of view so as to provide better visibility to identify an object of interest.

IP Camera

KPC-EJ230U

Dimensions



Specifications

Image Sensor	1/3" 960H SONY Super HAD CCD II (Option: EXview)
Effective Pixels	NTSC: 976(H) x 494(V) PAL: 976(H) x 582(V)
Lens	f=2.97mm / f=3.6mm / f=6mm / f=8mm (1.3MP) / f=12mm / f=50mm / f=3.7mmP1 / f=3.7mmP3 / f=4.3mmP4 / f=4-9mm
FOV	f=2.97mm (130°) / f=3.6mm (92°) / f=6mm (53°) / f=8mm (40°) / f=12mm (28°) / f=50mm (9.2°) / f=3.7mmP1 (90°) / f=3.7mmP3 (90°) / f=4.3mmP4 (78°) / f=4-9mm (92.4°-39°)
F-Stop	f=2.97mm (F2.0) / f=3.6mm (F2.0) / f=6mm (F2.0) / f=8mm (F2.0) / f=12mm (F2.0) / f=50mm (F2.5) / f=3.7mmP1 (F2.0) / f=3.7mmP3 (F2.0) / f=4.3mmP4 (F2.0) / f=4-9mm (F1.6)
Min. Illumination	0.09 Lux (F2.0)
S/N Ratio	>50 dB (AGC Off)
Shutter Speed	1/60(1/50) s - 1/100,000 s
Flickerless	-
IR LED	-
IR Distance	-
Day/Night	Electronic D/N
White Balance	ATW / Push / User1 / User2 / Anti-CR / Manual / Push lock

WDR	D-WDR
BLC	Off / BLC / HLC
DNR	2DNR
DSS	-
AGC	Off/On
Other Function(s)	MIRROR/BRIGHTNESS/CONTRAST SHARPNESS/HUE/GAIN
Privacy Masking	4 zones
Motion Detection	4 zones
Digital Zoom Ratio	-
OSD Control	Built-in Controller
OSD Language	English / Spanish / Russian / Portuguese / German / French / Chinese / Japanese
Service Video Out	-
Housing Material	Aluminum
IP Rating	IP67 (Waterproof Type Only)
Operating Temperature	-40°C to 50°C (-40°F to 122°F) (Waterproof Type)
Max. Power Consumption	12VDC 70mA
Dimensions (W x H x D mm)	Ø23 x 75.2 (Waterproof Type Only)
Weight	Approx. 68 g (0.15 lbs)

Ordering Information

KPC-EJ230U (Not all combinations are possible)

Signal Type	Lens	Color
NTSC	f=2.97mm	Black
	f=3.6mm	
PAL	f=2.45mm	
	f=6mm	
	f=8mm (1.3MP)	
	f=12mm	
	f=50mm	
	f=3.7mmP1	
	f=3.7mmP3	
	f=4.3mmP4	
f=4-9mm	White	

Accessory for this product

KA-SB500	KA-SB730	KA-SB970	KA-SB1500

