

## TK TYPE

### 주요용도(Application)

제철, 제강설비, 산업용 플랜트, 냉연, 압연설비 등 중하중용 기계에 적용됩니다.

Application for iron and steel mill facility industrial plant facility, cold stripping and rolling facilities and so forth.

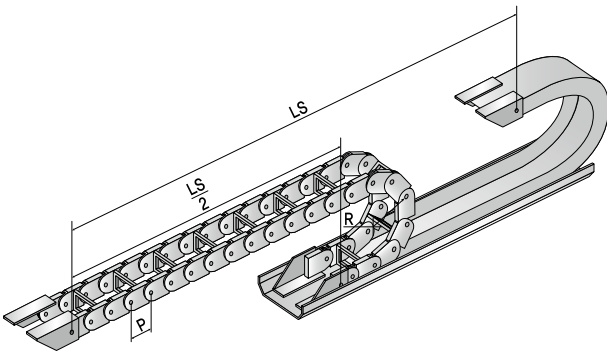
### 특징(Features)

TK Type은 Steel Chain과 알루미늄 Supporter로 구성되어 있어 수명이 길고 Supporter 구멍을 주문 가공하여 Cable, hose의 지지가 확실합니다.

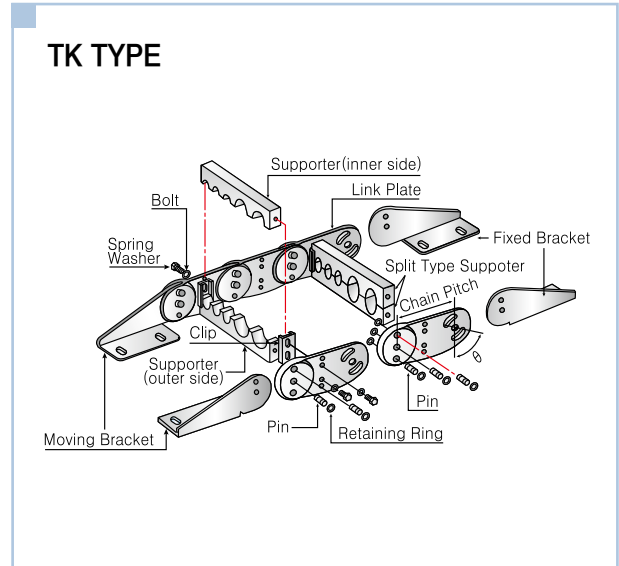
- Long life and durability are ensured from steel chain and aluminum supporter.
- Customized holes of supporter provide better supporter for cable and hose.
- The supporter is made of aluminum to ensure long stroke and durability in harsh environment.
- Quick and easy manipulation for assembling and disassembling cable and hose.
- TK Type : Application for heavy weight use.

## ☞ 체인 길이 계산법

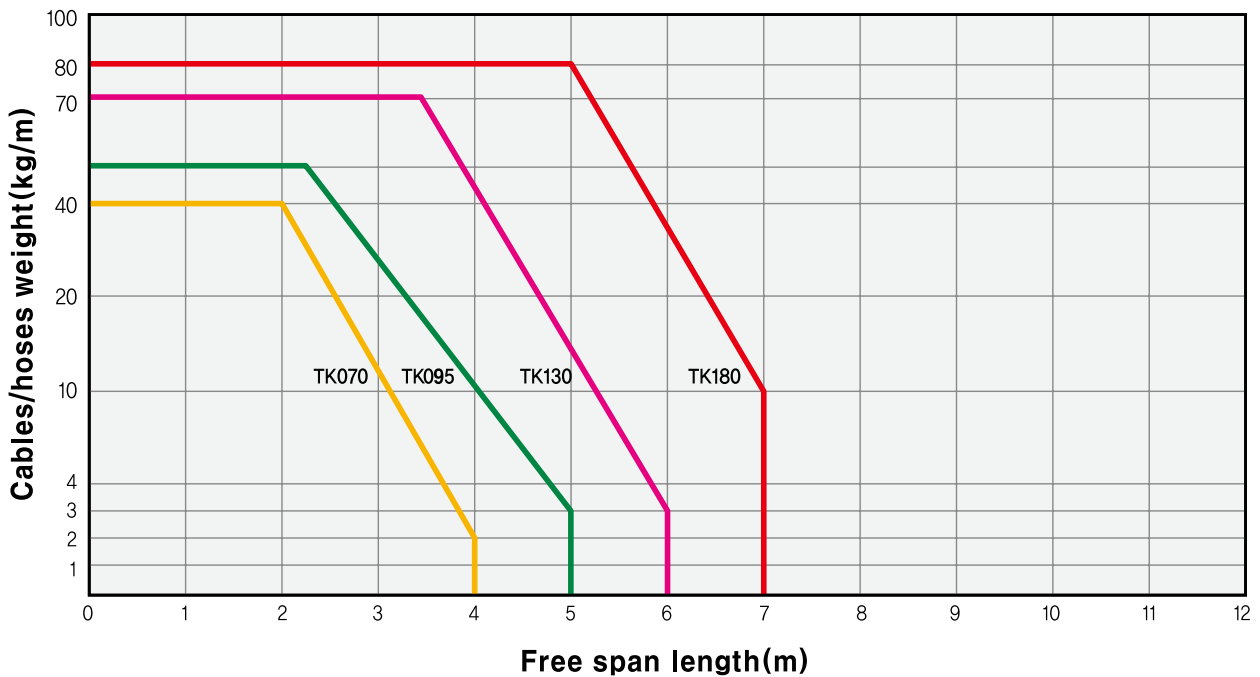
$$L = \frac{Ls}{2} + \pi R + 3P$$



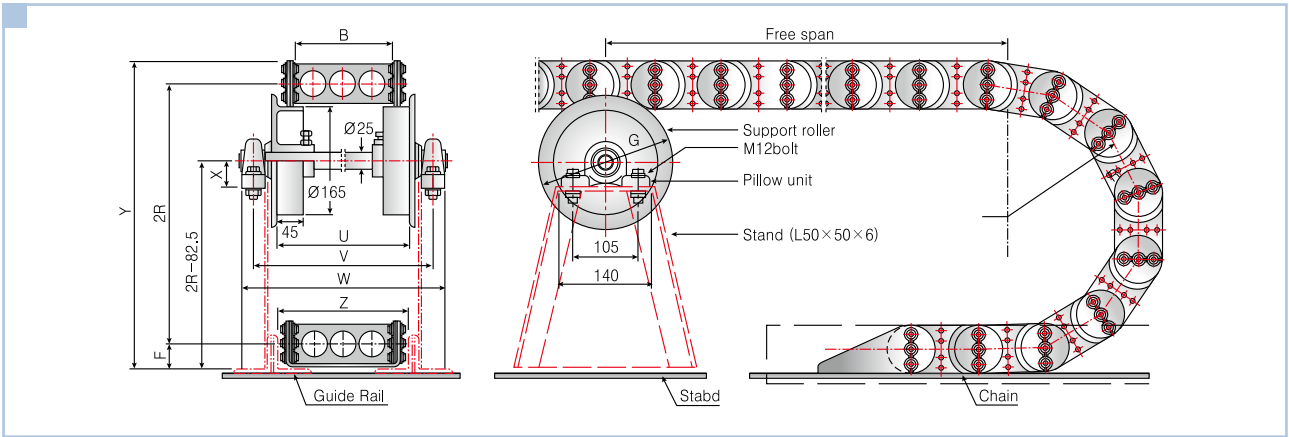
## ☞ TK Type 구조



## ☞ TK, H Type 능력선도



## Support Roller의 치수



단위 mm

Approx. Chain Chain Size	Min Supporter with B	Min Bending radius R	U	V	W	F	Y	Z	øG	Z
TK 070, TKS 070	80	125	B+45	B+125	B+163	23	2R+50	B+40	205	36.5
TK 095, TKS 095						35	2R+70			
TK 130, TKS 130	100	200	B+55	B+135	B+173	48	2R+96	B+50	285	36.5
TK 180, TKS 180	125	250				70	2R+140			
H 250	350	350	B+75	B+185	B+240	110	2R+220	B+70	365	49.2

## 운동거리와 Support Roller

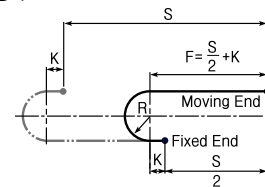
Cableveyor의 수평지지거리는 Cable이나 Hose의 무게에 의해 결정됩니다. 기계가 움직이는데 요구되는 거리의 반이 Free Span을 넘으면 Support Roller를 사용하여 운동거리를 증가시켜야 합니다. Support Roller는 Free Span 거리를 확장시켜 줍니다.

### Stroke & Support Roller

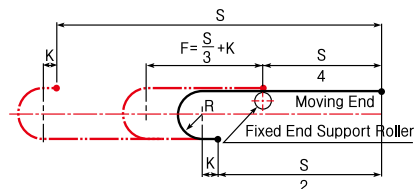
Free span of cableveyor depends on the weight of cable and hose. If the half of length that is required to operate the machine exceed. It is necessary to increase the strokes using support roller. Support roller increase the length of free span.

- S : Stroke(운동거리)
- K : Extra Space(여유거리)
- F : Free Span(수평지지거리)

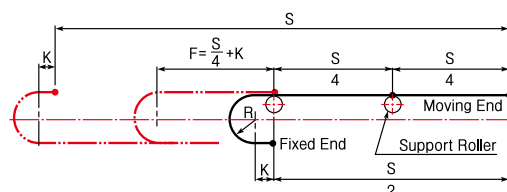
- Support Roller가 없는 경우



- Support Roller가 한개로 수평지지거리를 3배 확장

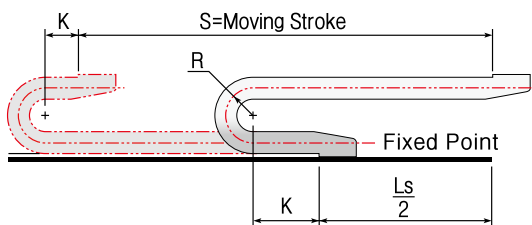
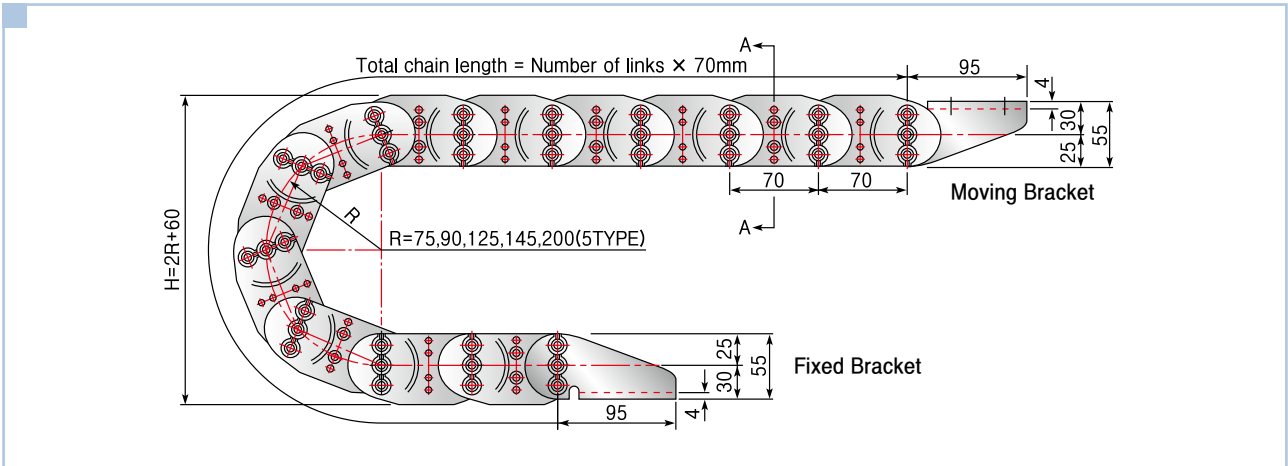


- Support Roller가 두개로 수평지지거리를 4배 확장



# TK 070 TYPE

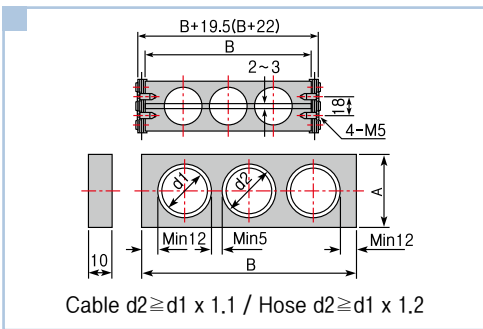
## ⊕ Cablechain / Chain Pitch(P)=70mm



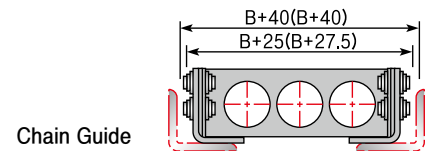
- Chain Length  $L = \frac{Ls}{2} + \pi R + 2K$
- 곡률반경에 따른 H값

R	75	90	125	145	200
H	210	240	310	350	460

## ⊕ Chain Guide / A-A Cross Section

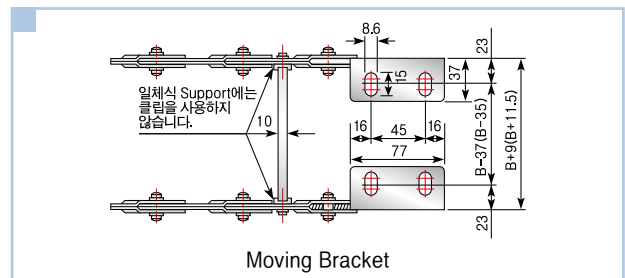
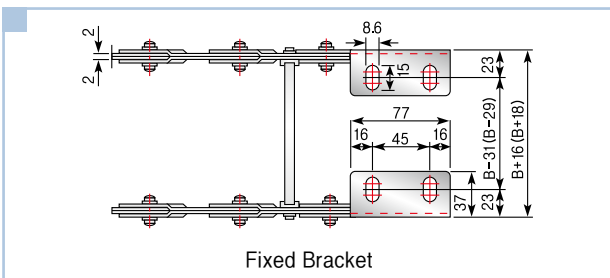


· ( )는 분할 Type Supporter 내경치수



Cable/Hose 최대직경	Dimension A	Dimension B										
		60	80	100	125	150	200	250	300	350	450	500
Ø18	35	○	○	○	○	○	○	○	-	-	-	-
Ø27	45	○	○	○	○	○	○	○	○	○	○	-
Ø30	50	-	○	○	○	○	○	○	○	○	○	○

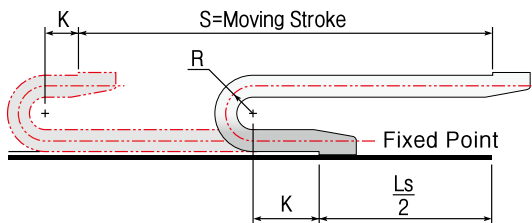
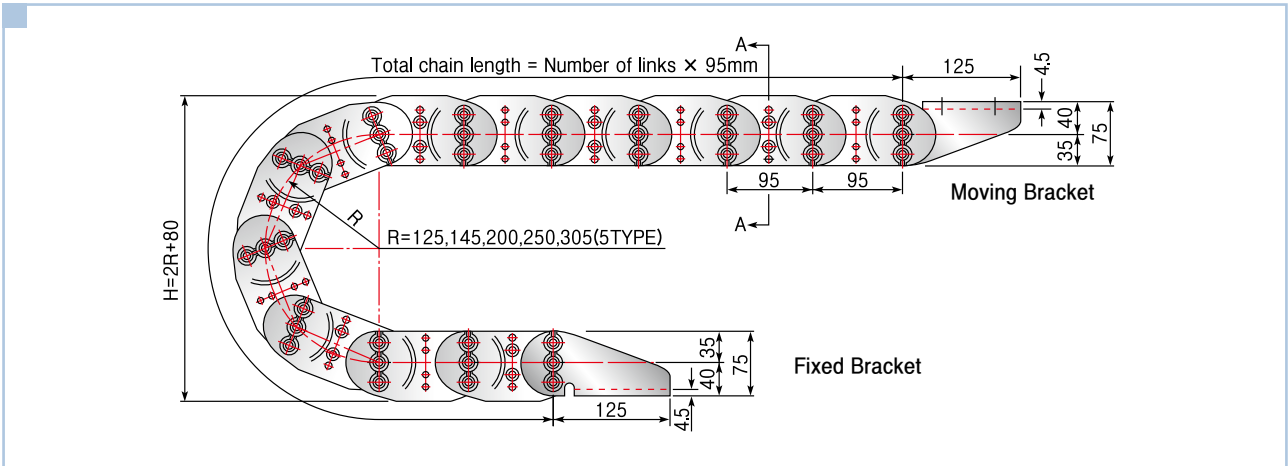
## ⊕ End Bracket



## ⊕ Order Example [ 주문예 ]

TK 070 / Type ➤ R200 / Radius ➤ B100 / Width ➤ 3500L / Length ➤ 3Sets / Q'ty

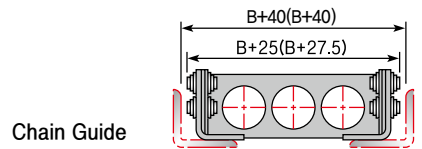
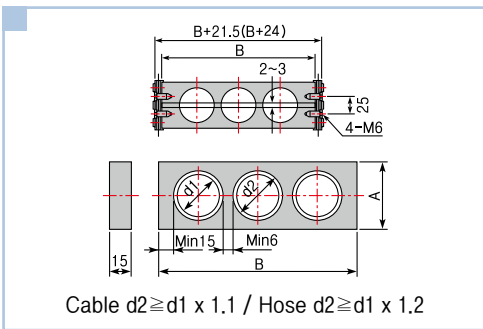
## ⊕ Cablechain / Chain Pitch(P)=95mm



- Chain Length  $L = \frac{Ls}{2} + \pi R + 2K$
- 곡률반경에 따른 H값

R	125	145	200	250	305
H	330	370	480	580	690

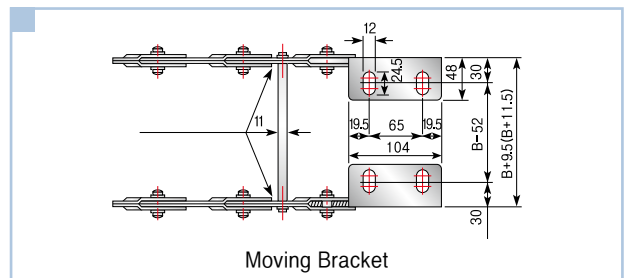
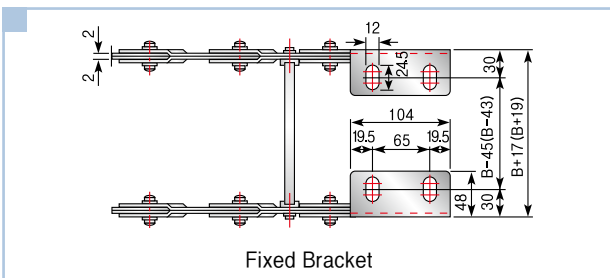
## ⊕ Chain Guide / A-A Cross Section



· ( )는 분할 Type Supporter 내경치수

Cable/Hose 최대직경	Dimension A	Dimension B										
		60	80	100	125	150	200	250	300	350	450	500
Ø31	50	○	○	○	○	○	○	○	○	○	-	-
Ø46	65	○	○	○	○	○	○	○	○	○	○	-
Ø50	70	-	-	○	○	○	○	○	○	○	○	○

## ⊕ End Bracket

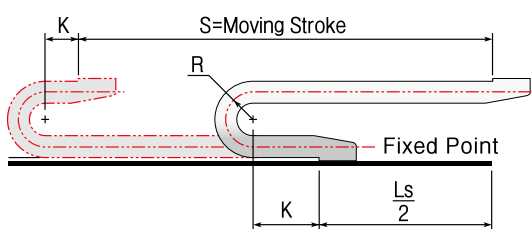
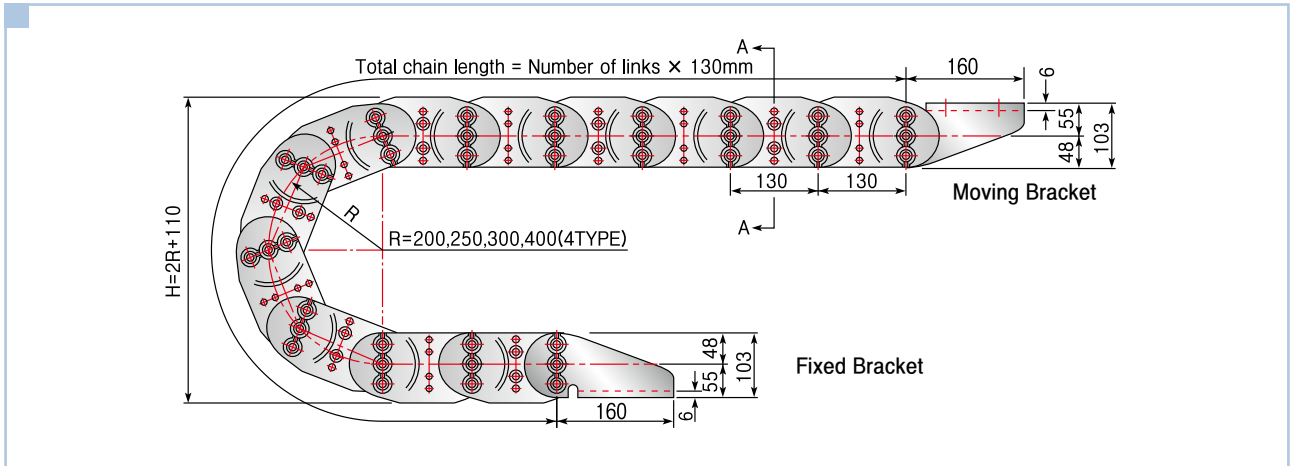


## ⊕ Order Example [ 주문예 ]

TK 095 / Type ➤ R125 / Radius ➤ B150 / Width ➤ 1900L / Length ➤ 2Sets / Q'ty

# TK 130 TYPE

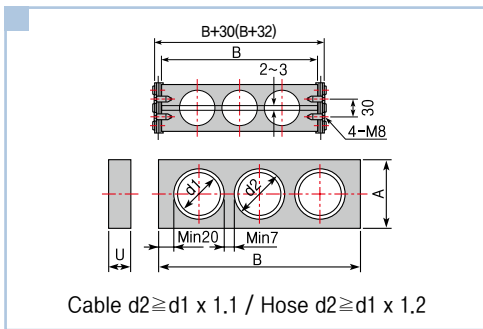
## ⊕ Cablechain / Chain Pitch(P)=130mm



- Chain Length  $L = \frac{Ls}{2} + \pi R + 2K$
- 곡률반경에 따른 H값

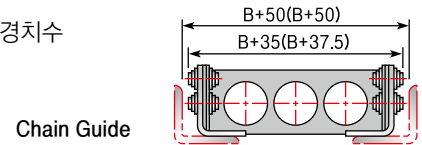
R	200	250	300	400
H	510	610	710	910

## ⊕ Chain Guide / A-A Cross Section



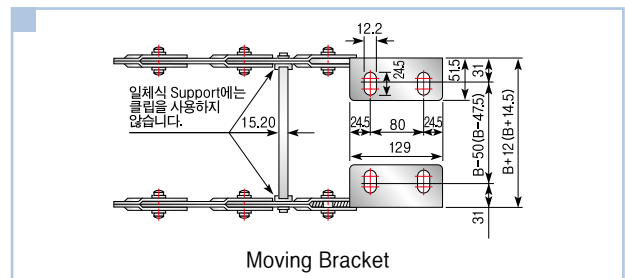
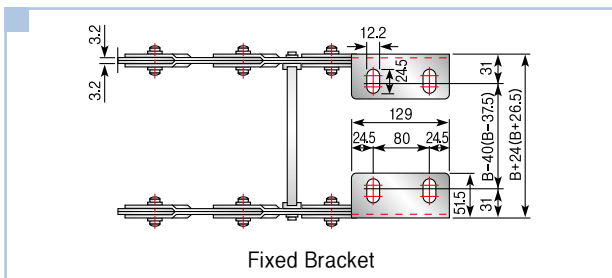
· ( ) 는 분할 Type Supporter 내경치수

○ ⇒ U=15  
◎ ⇒ U=20



Cable/Hose 최대직경	Dimension A	Dimension B											
		100	125	150	200	250	300	350	400	450	500	550	600
Ø46	65	○	○	○	○	○	○	○	○	○	○	-	-
Ø55	75	○	○	○	○	○	○	○	○	◎	◎	-	-
Ø60	90	-	○	○	○	○	○	○	◎	◎	◎	◎	◎
Ø50	70			○	○	○	○	◎	◎	◎	◎	◎	◎

## ⊕ End Bracket

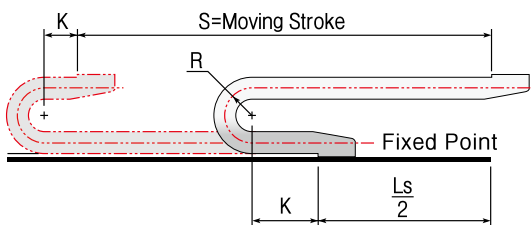
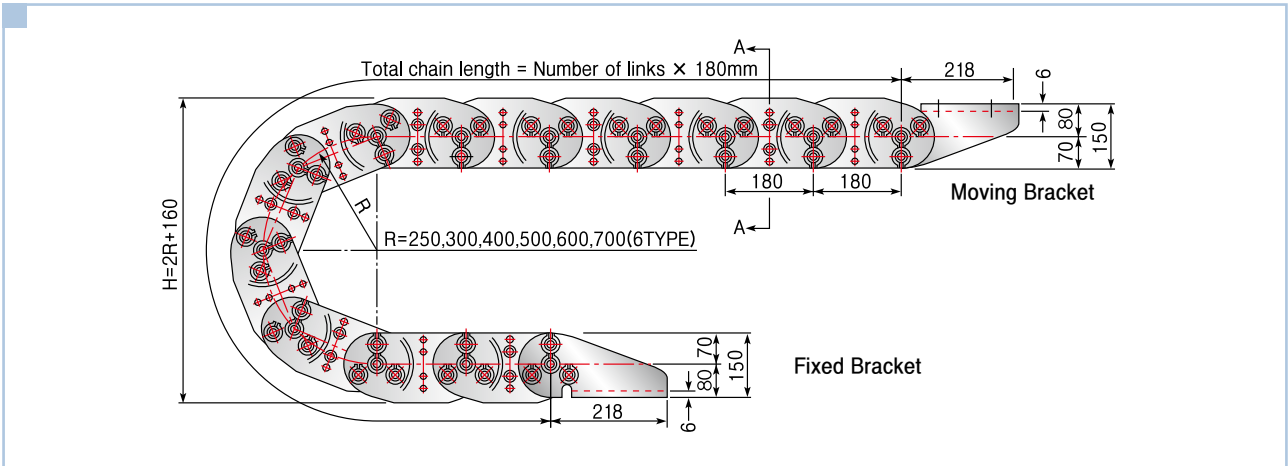


## ⊕ Order Example [ 주문예 ]

TK 130 / Type ➤ R250 / Radius ➤ B300 / Width ➤ 5850L / Length ➤ 3Sets / Q'ty



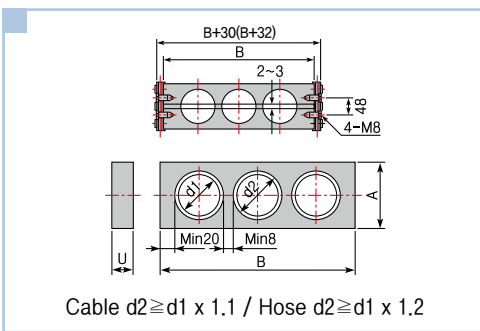
## ⊕ Cablechain / Chain Pitch(P)=180mm



- Chain Length  $L = \frac{Ls}{2} + \pi R + 2K$
- 곡률반경에 따른 H값

R	250	300	400	500	600	700
H	660	760	960	1160	1360	1560

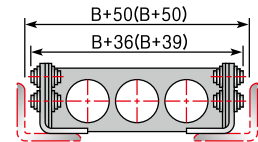
## ⊕ Chain Guide / A-A Cross Section



( ) 는 분할 Type Supporter 내경치수

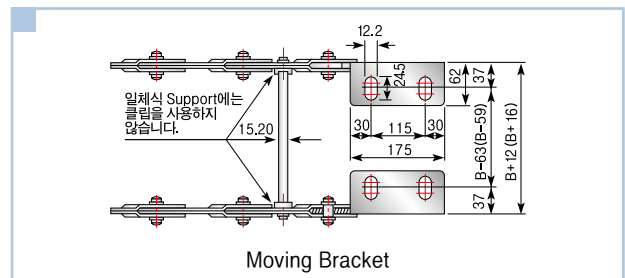
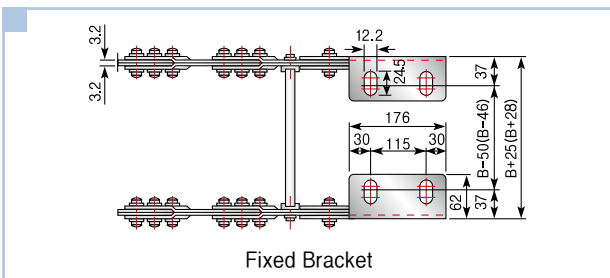
- ⇒ U=15
- ◎ ⇒ U=20

Chain Guide



Cable/Hose 최대직경	Dimension A	Dimension B										
		125	150	200	250	300	350	400	450	500	550	600
Ø55	75	○	○	○	○	○	○	○	◎	◎	-	-
Ø60	90	○	○	○	○	○	○	○	◎	◎	-	-
Ø80	110	-	◎	◎	◎	◎	◎	◎	◎	◎	◎	◎
Ø90	130	-	◎	◎	◎	◎	◎	◎	◎	◎	◎	◎
Ø100	140	-	◎	◎	◎	◎	◎	◎	◎	◎	◎	◎

## ⊕ End Bracket



## ⊕ Order Example [ 주문예 ]

TK 180 / Type ➤ R400 / Radius ➤ B500 / Width ➤ 7560L / Length ➤ 3Sets / Q'ty