


## Optical Fiber Amplifier DWDM EDFA OFA-WCA Series OFA-WC2 Series

The LiComm OFA-WCA series and OFA-WC2 series are designed for use in high-performance and wide bandwidth DWDM and ROADM system of core networks and metropolitan networks. The OFA-WCA series and OFA-WC2 offers high saturated output power, wide flat gain range, high gain, low noise figure, and AGC (Automatic gain Control) or VGC (Variable Gain Control)/VTC (Variable Tilt Control) features with low power consumption. This feature allows great flexibility to system engineers in designing OADM or ROADM systems in metro or core networks. DSP (Digital Signal Processor) controlled circuitry facilitates convenient monitoring and controlling of various EDFA characteristics, such as input power, output power, pump LD bias, temperature, and so on. In addition, OFA-WCA and OFA-WC2 reliability test results assure an excellent long-term EDFA performance needed in most of network applications.



### Features

- Compact Size (90x70x15mm, 130x90x16mm)
- Low Power Consumption
- Mid-Stage Accessible
- Integrated electric control circuit
- High output power up to 24dBm
- Wide flat wavelength range and excellent gain flatness
- Wide input dynamic range
- Low noise figure
- Drop/Add OSC is optional
- In/Out Optical monitor port is optional
- Input/Output optical power monitoring
- APC (Automatic Power Control) or AGC (Automatic Gain Control) or VGC (Variable Gain Control) /VTC (Variable Tilt Control)
- Convenient system interface (RS232)
- Single +3.3 or 5.0V power supply

### Applications

- DWDM ROADM & long haul networks
  - Booster, In-line, Pre-Amp.
- ROADM access network

# Optical Fiber Amplifier

## DWDM EDFA

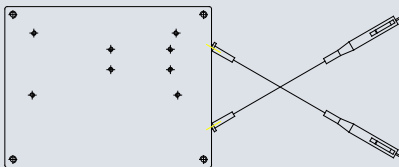
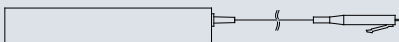
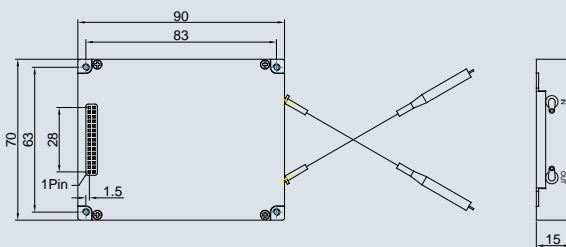
### Optical Characteristics

Parameter	Symbol	WCA-22AG	WCA-20VG	WC2-22MG	Unit
Signal wavelength range	$\lambda$	1528 ~ 1568	1528 ~ 1568	1528 ~ 1568	nm
Saturated output power	$P_{OUT}$	22	20	22	dBm
Signal gain	G	Typ.24	Typ. 24	Typ.15~25	dB
Noise figure <sup>(1)</sup>	NF	Typ.5.0	Typ.5.0	Typ.5.5	dB
Gain flatness	$\Delta G$	Typ.1.0	Typ.1.0	Typ.1.0	dB
Variable Gain Range	VG	-	10	10	dB
Variable Tilt Range	VT	-	-4 ~ 0	-4 ~ 0	dB
Input dynamic range	$P_{ID}$	20	20	20	dB
Channel gain variation	$G_C$	-0.5 ~ 0.5	-0.5 ~ +0.5	-0.5 ~ 0.5	dB
Mid-Stage Loss	MD	-	-	0~10	dB
Transient suppression <sup>(2)</sup>	$T_G$	0.5	0.5	0.5	dB
Optical isolation	ISO	>30	>30	>30	dB
Return loss	RL	>40	>40	>40	dB
Polarization mode dispersion	PMD	<0.5	<0.5	<0.5	ps
Polarization dependent gain	PDG	<0.3	<0.3	<0.3	dB

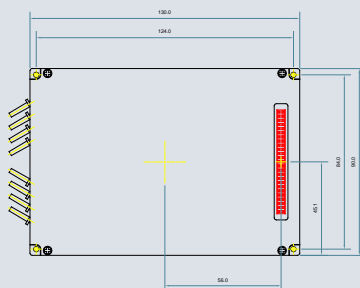
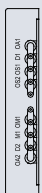
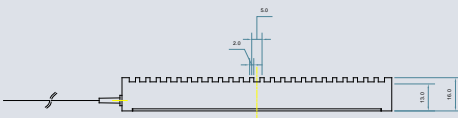
(1) Gain = Max. Gain,  $P_{OUT}$  = Max. Output, Normal Tilt

(2) 20dB Add/Drop at output power of Max. Output

**Mechanical Dimension**  
MSA DWDM (90 X 70 X 15mm)



**Mini ROADM (130 X 90 X 16mm)**



### Electric & Environmental Characteristics

Parameter	WCA-22AG	WCA-20VG	WC2-22MG	Unit
Power supply voltage	3.3		+3.3 or 5.0	V
Interface	RS232		-	-
Operating temperature	-10 ~ 65		-	°C
Storage temperature	-40 ~ 85		-	°C
Storage humidity	5 ~ 90		-	%RH
Power consumption*	5		10	W

\*Output power = 22dBm, at 25°C

### Ordering Information

OFA - WCX<sub>1</sub> - XX<sub>2</sub>XX<sub>3</sub>

X<sub>1</sub>: Module Size  
 - A: MSA Size  
 - 2: WC2 Type

XX<sub>2</sub>: Maximum Output Power (dBm)

XX<sub>3</sub>: Control Scheme

- AG: AGC

- VG: Variable Gain Control

- MG: Mid-stage Access Variable Gain Control

LiComm Co., Ltd.

Address

109, Baekja-ro Idong-myeon, Cheoin-gu, Yongin-Si,  
Gyeonggi-Do, 17126, Korea

Tel: +82-31-323-1926,1936 Fax: +82-31-323-2447

E-mail: sale@licomm.com Website : www.licomm.com