LS Cable & System
Leading Solution

RailSol™-Saflex

LS Total Solution for Rolling Stock

About **LS Cable & System**

Since the separation from LG Electronics in 2003, LS Group has specialized in industrial energy, electronic energy, and industrial materials. Thus, LS Group has achieved specialized global competitiveness in these fields. LS Group is a parent company of 100 subsidiary company, including LS Cable & System, LSIS, LS Nikko Copper, LS Mtron, Gaon Cable, E1 and Yesco. LS Cable & System holds the unrivaled position of the top cable maker in Korea, and it provides total solutions for electronic power and telecommunication industries.

LS Cable & System has strived to become a global leader in the industry by implementing constant innovation since the establishment of the company. While providing high-quality solutions to help our clients, LS Cable & System is accelerating efforts to be the top player of the global cable industry by securing the top technologies in submarine cables and superconducting cables, as well as focusing on green business. Under the company vision 'Your No.1 Creative Partner,' LS Cable & System dedicates its best effort to deliver only the top technology and service to its clients.

A New Beginning as a Total Solution Provider for Electric Power and Telecommunications

History was made when LS Cable & System, the de facto holding company of LS Group, transformed into LS Holding Company in July 2008 and started as a new total-solution provider specialized in electric power and telecommunications. It was the optimized business decision to increase management efficiency of the constantly expending business segments and to strengthen the responsible management system to foster a new growth engine to drive our business. By separating investment and business segments, LS Holdings was able to discover a new growth engine to propel the group into a new phase of growth.

The new change of business provided an opportunity to the subsidiary companies to focus on their own operations and to strengthen their respective business expertise, as well as successfully enhancing the competitiveness in the industry. LS Cable & System, as the holding company, is committed to providing continued support to the subsidiary companies, while practicing responsible management.LS Cable & System endeavor to focus on our core business while strengthening its business expertise and competitiveness as a global company.

Contents

Power Cables

Control Cables

Data Transmission Cables

Convenience for High Speed Technology

LS Total Solutin for Rolling Stock

Application Business

The Leading Solution Provider, LS Cable & System introduced a new marketing concept, which is providing collected items applicable to an industry as a package instead of separately providing a single item. These LS Cable & System's business solutions are applicable to following industries : Wind Power Generation, Railway & Rolling stock, Airport, Power Transmission & distribution, Marine & Offshore, and Automotive. The Application Business manages various departments and their products to satisfy our customers' specific needs and convenience. The Leading Solution Provider, LS Cable & System introduced a new marketing concept, which is providing collected items applicable to an industry as a package instead of separately providing a single item. These LS Cable & System's business solutions are applicable to following industries : Wind Power Generation, Railway & Rolling stock, Airport, Power Transmission & distribution, Marine & Offshore, and Automotive. The Application Business manages various departments and their products to satisfy our customers' specific needs and convenience.

RailSol™- Saflex

Rolling stock technology has been developed in the last few years and this development has been driven by high speed train network. Rolling stock for metro, commute and regional line are covered by this development. To reduce both size and weight has been always required to cable manufacturers. LS Cable & System has developed products to meet our customer and offers a wide range of products for rolling stock.

LS Cable & System supplies cables which pass the fire tests relevant to rolling stock standard, and these cables have low toxicity and excellent flame resistance. Moreover, thanks to compact construction and excellent material performance, LS Cable & System offers particularly space and weight saving. RailSolTM-Saflex which is LS Cable & System's rolling stock solution covers wide range of rolling stock product such as single and multi-core power cables, signal and control cables, multimedia and telecommunication cables, MV roof cable, winding wires for transformer and traction motor, rubber flooring, RF antenna and connector, components for harness and jumper cable in various versions customized with combinations of cores and cables.

The Leading Solution Provider, LS Cable & System introduced a new marketing concept, which is providing collected items applicable to an industry as a package instead of separately providing a single item. These LS Cable & System's business solutions are applicable to following industries

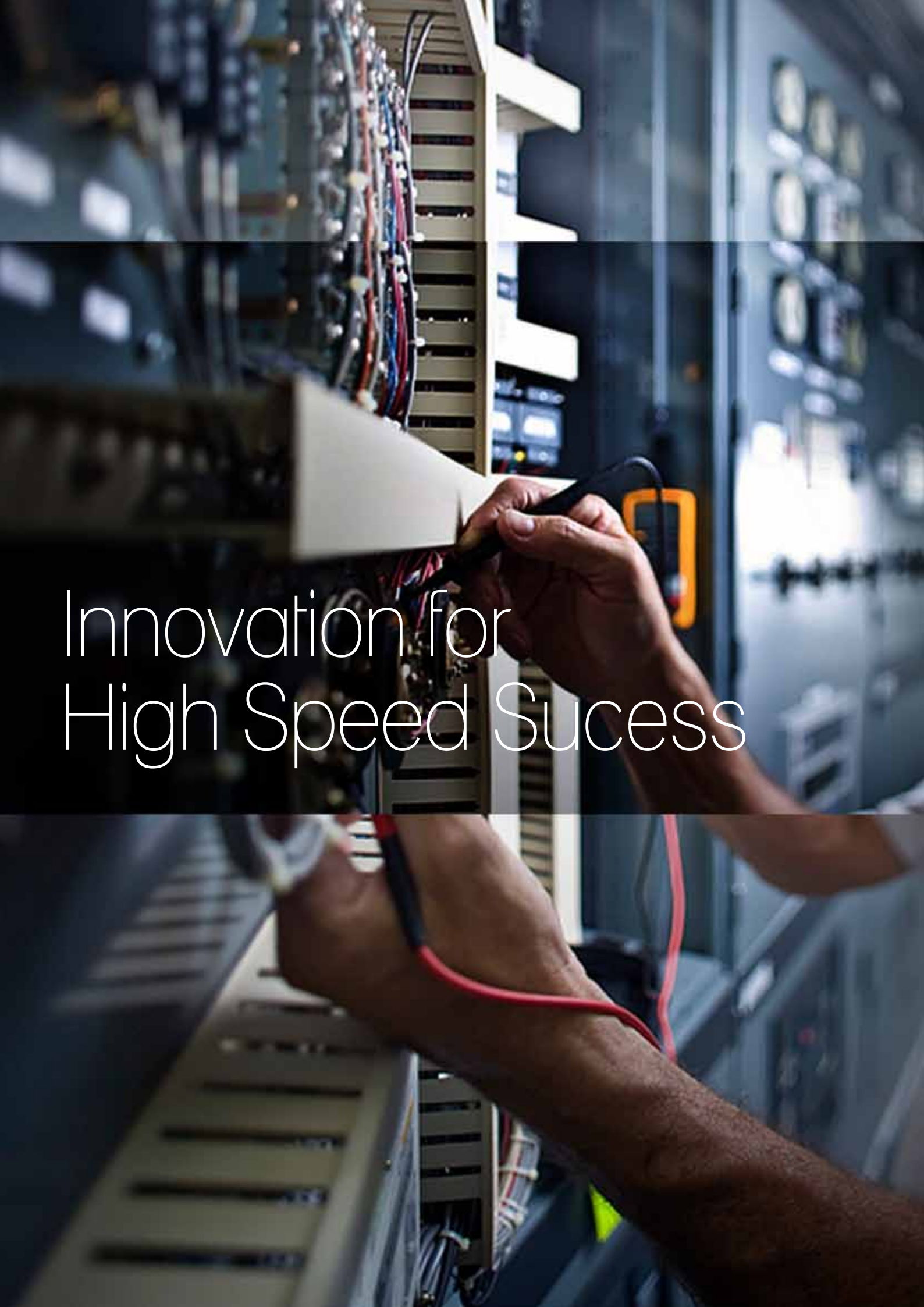

Innovation for High Speed Sucess

HF-RMSG-RD EN50264-3-1 0.6/1kV

Single Core Unsheathed Power Cables

Conductor

- Stranded tinned copper, Class 5 according to EN60228(IEC60228)

Design Standard

- EN50264-3-1

Insulation

- Low smoke, Halogen free compound according to EN50264-1
- Black (unless otherwise specified)

Technical Data

• Physical properties	Extra low temperature, extra oil and fuel resistance
• Normal operating conductor temperature	90˚C
• Min. Ambient temperature for use	-40˚C / -50˚C

Installation (allowable bending radius)

For diameter (mm)	Fixed installation	Careful bending (once only at termination)
≤ 12	4D	3D
>12	6D	4D

* D : Cable O.D

Application

• Lighting circuits powered by accumulators / Equipment control and monitoring circuits / Auxiliary and electric heating circuits

Properties

Halogen Free
EN50267-2-1
EN50267-2-2
N50264-1 Annex B
EN60684-2

Flame Retardant
EN60332-1-2
EN60332-3-24
EN60332-3-25
UL1685

Low Smoke
EN61034-2
BS6853 Annex D

Oil Resistant
IRM 902
IRM 903

Ozone Resistant
EN50305

Toxicity Index
BS 6853 Annex B.1
BS S 7239

Cold Resistant
@-40℃/-50℃
EN 60811-1-4

Product List

Conductor		Insulation Thickness	Cable O.D (mm)			Approx. Cable Weight
Cross Section (mm²)	Ø (mm)	Nom. (mm)	Min.	Nom.	Max.	kg / km
1.0	1.3	0.6	2.4	2.6	2.8	15
1.5	1.5	0.7	2.9	3.1	3.3	20
2.5	1.9	0.7	3.4	3.6	3.8	30
4	2.5	0.7	4.0	4.2	4.4	40
6	3.1	0.7	4.5	4.8	5.0	60
10	3.9	0.7	5.3	5.6	5.9	100
16	5.2	0.7	6.5	6.8	7.2	150
25	6.5	0.9	8.2	8.6	9.1	240
35	7.7	0.9	9.5	10.1	10.6	320
50	9.3	1.0	11.2	11.8	12.4	460
70	11.2	1.1	13.1	13.9	14.6	670
95	12.8	1.1	14.7	15.5	16.3	850
120	14.6	1.2	16.6	17.5	18.4	1100
150	16.2	1.4	18.5	19.6	20.6	1360
185	17.8	1.6	20.6	21.8	22.9	1830
240	20.6	1.7	23.4	24.7	26.0	2360
300	22.8	1.8	26.2	27.5	28.8	2770

* Other range on request.

HF-RMSG-RD EN50264-3-1 1.8/3kV

Single Core Unsheathed Power Cables



Conductor

- Stranded tinned copper, Class 5 according to EN60228(IEC60228)

Design Standard

- EN50264-3-1

Insulation

- Low smoke, Halogen free compound according to EN50264-1
- Black (unless otherwise specified)

Technical Data

• Physical properties	Extra low temperature, extra oil and fuel resistance
• Normal operating conductor temperature	90˚C
• Min. Ambient temperature for use	-40˚C / -50˚C

Installation (allowable bending radius)

For diameter (mm)	Fixed installation	Careful bending (once only at termination)
≤ 12	4D	3D
>12	6D	4D

* D : Cable O.D

Application

• Auxiliary circuits at line voltage / Traction circuits / Electric heating fed at line voltage in protected area

Properties

Halogen Free
EN50267-2-1
EN50267-2-2
N50264-1 Annex B
EN60684-2

Flame Retardant
EN60332-1-2
EN60332-3-24
EN60332-3-25
UL1685

Low Smoke
EN61034-2
BS6853 Annex D

Oil Resistant
IRM 902
IRM 903

Ozone Resistant
EN50305

Toxicity Index
BS 6853 Annex B.1
BS S 7239

Cold Resistant
@-40℃/-50℃
EN 60811-1-4

Product List

Conductor		Insulation Thickness	Cable O.D (mm)			Approx. Cable Weight
Cross Section (mm²)	Ø (mm)	Nom. (mm)	Min.	Nom.	Max.	kg / km
1.5	1.5	2.0	5.3	5.7	6.2	45
2.5	1.9	2.0	6.0	6.4	6.7	60
4	2.5	2.0	6.6	6.9	7.3	80
6	3.1	2.0	7.0	7.4	7.8	100
10	3.9	2.0	8.0	8.4	8.8	155
16	5.2	2.0	9.0	9.5	10.0	210
25	6.5	2.0	10.4	11.0	11.6	290
35	7.7	2.0	11.7	12.4	13.0	390
50	9.3	2.0	13.1	13.9	14.6	590
70	11.2	2.0	14.9	15.8	16.6	750
95	12.8	2.2	16.8	17.8	18.7	930
120	14.6	2.2	18.5	19.6	20.6	1180
150	16.2	2.2	20.1	21.2	22.3	1440
185	17.8	2.4	22.0	23.2	24.4	1740
240	20.6	2.4	24.8	26.1	27.5	2300
300	22.8	2.4	27.3	28.7	30.1	2900

* Other range on request.

HF-RMSG-RD-F EN50264-3-1 1.8/3kV

Single Core Extra Flexible Unsheathed Power Cables



Conductor

- Stranded tinned copper, Class 6 according to EN60228(IEC60228)

Design Standard

- EN50264-3-1

Insulation

- Low smoke, Halogen free compound according to EN50264-1
- Black (unless otherwise specified)

Technical Data

• Physical properties	Extra low temperature, extra oil and fuel resistance
• Normal operating conductor temperature	90˚C
• Min. Ambient temperature for use	-40˚C / -50˚C

Installation (allowable bending radius)

For diameter (mm)	Fixed installation	Careful bending (once only at termination)
≤ 12	4D	3D
>12	6D	4D

* D : Cable O.D

Application

• Auxiliary circuits at line voltage / Traction circuits / Electric heating fed at line voltage in protected area

Properties

Halogen Free
EN50267-2-1
EN50267-2-2
N50264-1 Annex B
EN60684-2

Flame Retardant
EN60332-1-2
EN60332-3-24
EN60332-3-25
UL1685

Low Smoke
EN61034-2
BS6853 Annex D

Oil Resistant
IRM 902
IRM 903

Ozone Resistant
EN50305

Toxicity Index
BS 6853 Annex B.1
BS S 7239

Cold Resistant
@-40℃/ -50℃
EN 60811-1-4

Product List

Conductor		Insulation Thickness	Nominal Cable O.D.	Approx. Cable Weight
Cross Section (mm^2)	Ø (mm)	mm	Ø (mm)	kg / km
1.5	1.5	2.0	5.7	45
2.5	1.9	2.0	6.2	60
4	2.5	2.0	7.0	80
6	3.1	2.0	7.5	100
10	3.9	2.0	8.4	150
16	5.2	2.0	9.6	210
25	6.5	2.0	11.2	290
35	7.7	2.0	12.5	390
50	9.3	2.0	14.2	590
70	11.2	2.0	16.2	750
95	12.8	2.2	18.2	930
120	14.6	2.2	20.0	1180
150	16.2	2.2	21.8	1440
185	17.8	2.4	23.9	1740
240	20.6	2.4	27.1	2300
300	22.8	2.4	29.2	2750
400	26.1	2.6	33.0	4000

* Other range on request.

HF-RMSG-RD EN50264-3-1 1.8/3kV

Single Core Sheathed Power Cables

Conductor

- Stranded tinned copper, Class 5 according to EN60228(IEC60228)

Design Standard

- EN50264-3-1

Insulation

- Low smoke, Halogen free compound according to EN50264-1
- Black (unless otherwise specified)

Sheath

- Low smoke, Halogen free compound according to EN50264-1
- Black (unless otherwise specified)

Technical Data

• Physical properties	Extra low temperature, extra oil and fuel resistance
• Normal operating conductor temperature	90˚C
• Min. Ambient temperature for use	-40˚C / -50˚C

Installation (allowable bending radius)

For diameter (mm)	Fixed installation	Careful bending (once only at termination)
≤ 12	4D	3D
>12	6D	4D

* D : Cable O.D

Application

• Auxiliary circuits at line voltage / Traction circuits / Electric heating fed at line voltage run on trays, exposed

Properties

Halogen Free
EN50267-2-1
EN50267-2-2
N50264-1 Annex B
EN60684-2

Flame Retardant
EN60332-1-2
EN60332-3-24
EN60332-3-25
UL1685

Low Smoke
EN61034-2
BS6853 Annex D

Oil Resistant
IRM 902
IRM 903

Ozone Resistant
EN50305

Toxicity Index
BS 6853 Annex B.1
BS S 7239

Cold Resistant
@-40℃/ -50℃
EN 60811-1-4

Product List

Conductor		Insulation Thickness	Sheath Thickness	Nominal Cable O.D.	Approx. Cable Weight
Cross Section (mm²)	Ø (mm)	mm	mm	Ø (mm)	kg / km
1.5	1.5	1.3	0.8	5.9	60
2.5	1.9	1.3	0.8	6.3	70
4	2.5	1.3	0.8	6.8	90
6	3.1	1.3	0.8	7.4	110
10	3.9	1.5	0.8	8.7	170
16	5.2	1.5	0.8	10.1	240
25	6.5	1.8	1.0	12.3	360
35	7.7	1.8	1.0	13.7	480
50	9.3	1.8	1.0	15.3	630
70	11.2	1.8	1.0	17.3	860
95	12.8	2.2	1.0	19.6	1100
120	14.6	2.2	1.0	21.4	1380
150	16.2	2.2	1.2	23.4	1680
185	17.8	2.4	1.2	25.5	2060
240	20.6	2.4	1.2	28.4	2620
300	22.8	2.4	1.2	30.6	3120
400	26.1	2.6	1.4	36.8	4250

* Other range on request.

HF-RMSG-RD EN50264-3-1 3.6/6kV

Single Core Sheathed Power Cables

Conductor

- Stranded tinned copper, Class 5 according to EN60228(IEC60228)

Design Standard

- EN50264-3-1

Insulation

- Low smoke, Halogen free compound according to EN50264-1
- Black (unless otherwise specified)

Sheath

- Low smoke, Halogen free compound according to EN50264-1
- Black (unless otherwise specified)

Technical Data

• Physical properties	Extra low temperature, extra oil and fuel resistance
• Normal operating conductor temperature	90˚C
• Min. Ambient temperature for use	-40˚C / -50˚C

Installation (allowable bending radius)

For diameter (mm)	Fixed installation	Careful bending (once only at termination)
≤ 12	4D	3D
>12	6D	4D

* D : Cable O.D

Application

• Auxiliary circuits at line voltage / Traction circuits / Electric heating fed at line voltage run on trays, exposed

Properties

Halogen Free
EN50267-2-1
EN50267-2-2
N50264-1 Annex B
EN60684-2

Flame Retardant
EN60332-1-2
EN60332-3-24
EN60332-3-25
UL1685

Low Smoke
EN61034-2
BS6853 Annex D

Oil Resistant
IRM 902
IRM 903

Ozone Resistant
EN50305

Toxicity Index
BS 6853 Annex B.1
BS S 7239

Cold Resistant
@-40℃/-50℃
EN 60811-1-4

Product List

Conductor		Insulation Thickness	Sheath Thickness	Nominal Cable O.D.	Approx. Cable Weight
Cross Section (mm^2)	Ø (mm)	mm	mm	Ø (mm)	kg / km
2.5	1.9	2.6	0.8	9.6	110
4	2.5	2.6	0.8	10.2	130
6	3.1	2.6	0.8	10.7	150
10	3.9	2.6	0.8	11.7	200
16	5.2	2.6	0.8	12.9	280
25	6.5	2.9	1.0	15.6	410
35	7.7	2.9	1.0	17.0	510
50	9.3	2.9	1.0	18.6	670
70	11.2	2.9	1.0	20.6	910
95	12.8	2.9	1.0	22.2	1110
120	14.6	2.9	1.2	24.5	1400
150	16.2	2.9	1.2	26.1	1680
185	17.8	3.2	1.2	28.8	2010
240	20.6	3.4	1.4	32.4	2670
300	22.8	3.4	1.4	35.0	3190
400	26.1	3.4	1.4	38.7	4470

* Other range on request.

750V HF-RMSG

Single Core Sheathed Power Cables

Conductor

- Stranded tinned copper, Class 5 according to IEC60228

Design Standard

- NFF63-826

Insulation

- Low smoke, Halogen free compound
- White (unless otherwise specified)

Sheath

- Low smoke, Halogen free compound
- Black (unless otherwise specified)

Technical Data

• Voltage	DC 750V
• Min. Ambient temperature for use	-25°C
• Fire Performance	Tested in Accordance with - Flame-Retardant : IEC60332-3-24 Cat.C - Smoke Density : IEC61034-2 - Toxicity : BS6853 Annex B

Application

• Auxiliary circuits at line voltage / Traction circuits / Electric heating fed at line voltage run on trays, exposed

Properties

Halogen Free	Flame Retardant	Low Smoke	UV Resistant	Oil Resistant	Ozone Resistant	Toxicity Index
IEC60754-2 IEC60684-2	NF C 32-070 IEC60332-1/2/3	IEC61034-2	UL 1581	IRM 902	UIC 895 OR	BS 6853 Annex B.1 BS S 7239

Product List

Conductor	Insulation Thickness	Sheath Thickness	Nominal Cable O.D.	Approx. Cable Weight
Cross Section (mm²)	mm	mm	Ø (mm)	kg / km
1.0	0.46	0.8	3.77	8
1.5	0.46	0.69	3.79	36
2.5	0.46	0.69	4.27	45
4	0.46	0.58	4.64	60
6	0.55	0.58	5.31	85
10	0.60	0.6	6.53	135
16	0.60	0.7	8.03	195
25	0.70	0.65	9.53	300
35	0.75	0.53	11.30	443
50	0.80	0.55	13.50	623
70	0.80	0.55	15.60	847
95	0.95	0.65	18.10	1119
120	0.95	0.58	19.80	1445
150	1.00	0.63	22.00	1775
185	1.10	0.7	24.40	2115
240	1.20	0.8	27.80	2762
300	1.30	0.85	31.20	3452
400	1.30	0.8	35.20	4474

* Other range on request.

1500V HF-RMSG

Single Core Sheathed Power Cables



Conductor

- Stranded tinned copper, Class 5 according to IEC60228

Design Standard

- NFF63-826

Insulation

- Low smoke, Halogen free compound
- White (unless otherwise specified)

Sheath

- Low smoke, Halogen free compound
- Black (unless otherwise specified)

Technical Data

• Voltage	DC 1500V
• Min. Ambient temperature for use	-25°C
• Fire Performance	Tested in Accordance with - Flame-Retardant : IEC60332-3-24 Cat.C - Smoke Density : IEC61034-2 - Toxicity : BS6853 Annex B

Application

• Auxiliary circuits at line voltage / Traction circuits / Electric heating fed at line voltage in protected area / Jumper

Properties

Halogen Free	Flame Retardant	Low Smoke	UV Resistant	Oil Resistant	Ozone Resistant	Toxicity Index
IEC60754-2 IEC60684-2	NF C 32-070 IEC60332-1/2/3	IEC61034-2	UL 1581	IRM 902	UIC 895 OR	BS 6853 Annex B.1 BS S 7239

Product List

Conductor	Insulation Thickness	Sheath Thickness	Nominal Cable O.D.	Approx. Cable Weight
Cross Section (mm^2)	mm	mm	Ø (mm)	kg / km
1.5	0.6	0.9	4.55	60
2.5	0.65	0.9	5.07	82
4	0.65	0.9	5.66	100
6	0.65	0.9	6.15	130
10	0.65	0.95	7.33	185
16	0.65	1.05	8.83	250
25	0.70	1.05	10.33	350
35	0.75	1.05	11.70	430
50	0.80	1.05	13.48	590
70	0.90	1.04	15.33	790
95	1.00	1.2	17.93	1020
120	1.00	1.2	19.8	1320
150	1.00	1.02	21.44	0550
185	1.12	0.88	23.28	1900
240	1.19	1.41	27.33	2500
300	1.19	1.61	32.5	3562

* Other range on request.

3000V HF-RMSG

Single Core Sheathed Power Cables



Conductor

- Stranded tinned copper, Class 5 according to IEC60228

Design Standard

- NFF63-826

Insulation

- Low smoke, Halogen free compound
- White (unless otherwise specified)

Sheath

- Low smoke, Halogen free compound
- Black (unless otherwise specified)

Technical Data

• Voltage	DC 3000V
• Min. Ambient temperature for use	-25°C
• Fire Performance	Tested in Accordance with - Flame-Retardant : IEC60332-3-24 Cat.C - Smoke Density : IEC61034-2 - Toxicity : BS6853 Annex B

Application

• Auxiliary circuits at line voltage / Traction circuits / Electric heating fed at line voltage run on trays, exposed

Properties

Halogen Free	Flame Retardant	Low Smoke	UV Resistant	Oil Resistant	Ozone Resistant	Toxicity Index
IEC60754-2 IEC60684-2	NF C 32-070 IEC60332-1/2/3	IEC61034-2	UL 1581	IRM 902	UIC 895 OR	BS 6853 Annex B.1 BS S 7239

Product List

Conductor	Insulation Thickness	Sheath Thickness	Nominal Cable O.D.	Approx. Cable Weight
Cross Section (mm^2)	mm	mm	Ø (mm)	kg / km
10	2.0	1.3	11.2	210
16	2.0	1.4	13.2	300
25	2.0	1.4	14.8	400
35	2.0	1.5	16.3	520
50	2.0	1.5	18.3	690
70	2.0	1.6	20.5	920
95	2.0	1.7	22.5	1160
120	2.0	1.7	24.6	1440
150	2.0	1.8	26.7	1740
185	2.0	1.9	29.2	2090
240	2.0	2.0	32.0	2680

* Other range on request.

HF-RMSG-HT EN50382-2 1.8/3kV

Single Core Unsheathed High Temperature Power Cables

Conductor

- Stranded tinned copper, Class 5 according to EN60228(IEC60228)
- Stranded annealed copper, Class 5 according to EN60228(IEC60228)

Design Standard

- EN50382-2

Insulation

- Low smoke, Halogen free silicone rubber according to EN50382-1
- Black (unless otherwise specified)

Technical Data

• Physical properties	Extra low temperature, oil resistance
• Normal operating conductor temperature	120°C / 150°C
• Min. Ambient temperature for use	-40°C

Installation (allowable bending radius)

For diameter (mm)	Fixed installation	Careful bending (once only at termination)
≤ 12	4D	3D
>12	6D	4D

* D : Cable O.D

Application

• Auxiliary circuits at line voltage / Traction circuits / Electric heating fed at line voltage run in protected areas

Properties

Halogen Free
EN50267-2-1
EN50267-2-2
N50264-1 Annex B
EN60684-2

Flame Retardant
EN60332-1-2
EN60332-3-24
EN60332-3-25

Low Smoke
EN61034-2
BS6853 Annex D

Oil Resistant
IRM 902

Ozone Resistant
EN50305

Toxicity Index
BS 6853 Annex B.1
BS S 7239

Cold Resistant @-40℃
EN 60811-1-4

Product List

Conductor		Insulation Thickness	Nominal Cable O.D	Approx. Cable Weight
Cross Section (mm^2)	Ø (mm)	mm	Ø (mm)	kg / km
1.5	1.5	2.5	6.7	55
2.5	1.9	2.5	7.1	66
4	2.5	2.5	7.6	85
6	3.1	2.5	8.2	105
10	3.9	2.5	9.1	150
16	5.2	2.5	10.2	215
25	6.5	2.5	11.7	310
35	7.7	2.5	13.0	390
50	9.3	2.5	14.5	540
70	11.2	2.5	16.3	740
95	12.8	2.7	18.3	950
120	14.6	2.7	20.0	1200
150	16.2	2.7	21.6	1460
185	17.8	2.7	23.3	1750
240	20.6	2.7	25.9	2300
300	22.8	2.7	28.3	2800
400	26.1	2.9	32.0	3900

* Other range on request.

HF-RMSG-HT EN50382-2 3.6/6kV

Single Core Unsheathed High Temperature Power Cables

Conductor

- Stranded tinned copper, Class 5 according to EN60228(IEC60228)
- Stranded annealed copper, Class 5 according to EN60228(IEC60228)

Design Standard

- EN50382-2

Insulation

- Low smoke, Halogen free silicone rubber according to EN50382-1
- Black (unless otherwise specified)

Technical Data

• Physical properties	Extra low temperature, oil resistance
• Normal operating conductor temperature	120°C / 150°C
• Min. Ambient temperature for use	-40°C

Installation (allowable bending radius)

For diameter (mm)	Fixed installation	Careful bending (once only at termination)
≤ 12	4D	3D
>12	6D	4D

* D : Cable O.D

Application

• Auxiliary circuits at line voltage / Traction circuits / Electric heating fed at line voltage run in protected areas

Properties

Halogen Free
EN50267-2-1
EN50267-2-2
N50264-1 Annex B
EN60684-2

Flame Retardant
EN60332-1-2
EN60332-3-24
EN60332-3-25

Low Smoke
EN61034-2
BS6853 Annex D

Oil Resistant
IRM 902

Ozone Resistant
EN50305

Toxicity Index
BS 6853 Annex B.1
BS S 7239

Cold Resistant
@-40℃
EN 60811-1-4

Product List

Conductor		Insulation Thickness	Nominal Cable O.D	Approx. Cable Weight
Cross Section (mm²)	Ø (mm)	mm	Ø (mm)	kg / km
2.5	1.9	3.0	8.1	82
4	2.5	3.0	8.7	100
6	3.1	3.0	9.2	120
10	3.9	3.0	10.1	170
16	5.2	3.0	11.3	240
25	6.5	3.0	12.7	330
35	7.7	3.0	14.0	420
50	9.3	3.0	15.5	570
70	11.2	3.0	17.3	780
95	12.8	3.0	18.9	970
120	14.6	3.0	20.5	1300
150	16.2	3.1	22.3	1500
185	17.8	3.2	24.4	1800
240	20.6	3.4	27.4	2400
300	22.8	3.4	29.8	2800
400	26.1	3.4	33.1	4100

* Other range on request.

HF-RMSG-HT EN50382-2 1.8/3kV

Single Core Sheathed High Temperature Power Cables

Conductor

- Stranded tinned copper, Class 5 according to EN60228(IEC60228)
- Stranded annealed copper, Class 5 according to EN60228(IEC60228)

Design Standard

- EN50382-2

Insulation

- Low smoke, Halogen free silicone rubber according to EN50382-1
- Black (unless otherwise specified)

Sheath

- Low smoke, Halogen free compound according to EN50382-1
- Black (unless otherwise specified)

Technical Data

• Physical properties	Extra low temperature, oil resistance
• Normal operating conductor temperature	120°C / 150°C
• Min. Ambient temperature for use	-40°C

Installation (allowable bending radius)

For diameter (mm)	Fixed installation	Careful bending (once only at termination)
≤ 12	4D	3D
>12	6D	4D

* D : Cable O.D

Application

• Auxiliary circuits at line voltage / Traction circuits / Electric heating fed at line voltage run, exposed

Properties

Halogen Free
EN50267-2-1
EN50267-2-2
N50264-1 Annex B
EN60684-2

Flame Retardant
EN60332-1-2
EN60332-3-24
EN60332-3-25

Low Smoke
EN61034-2
BS6853 Annex D

Oil Resistant
IRM 902

Ozone Resistant
EN50305

Toxicity Index
BS 6853 Annex B.1
BS S 7239

Cold Resistant
@-40℃
EN 60811-1-4

Product List

Conductor		Insulation Thickness	Sheath Thickness	Nominal Cable O.D.	Approx. Cable Weight
Cross Section (mm²)	Ø (mm)	mm	mm	Ø (mm)	kg / km
1.5	1.5	1.3	1.4	7.1	60
2.5	1.9	1.3	1.4	7.5	75
4	2.5	1.3	1.4	8.0	90
6	3.1	1.3	1.4	8.6	110
10	3.9	1.5	1.4	9.9	170
16	5.2	1.5	1.4	11.1	240
25	6.5	1.8	1.4	13.1	340
35	7.7	1.8	1.4	14.4	440
50	9.3	1.8	1.4	15.9	590
70	11.2	1.8	1.5	17.9	800
95	12.8	2.2	1.5	20.4	1100
120	14.6	2.2	1.6	22.3	1300
150	16.2	2.2	1.6	23.9	1600
185	17.8	2.4	1.7	26.2	1900
240	20.5	2.4	1.8	29.0	2400
300	22.8	2.4	1.9	31.6	3000
400	26.1	2.6	2.0	35.5	4300

* Other range on request.

HF-RMSG-HT EN50382-2 3.6/6kV

Single Core High Temperature Power Cables

Conductor

- Stranded tinned copper, Class 5 according to EN60228(IEC60228)
- Stranded annealed copper, Class 5 according to EN60228(IEC60228)

Design Standard

- EN50382-2

Insulation

- Low smoke, Halogen free silicone rubber according to EN50382-1
- Black (unless otherwise specified)

Sheath

- Low smoke, Halogen free compound according to EN50382-1
- Black (unless otherwise specified)

Technical Data

• Physical properties	Extra low temperature, oil resistance
• Normal operating conductor temperature	120°C / 150°C
• Min. Ambient temperature for use	-40°C

Installation (allowable bending radius)

For diameter (mm)	Fixed installation	Careful bending (once only at termination)
≤ 12	4D	3D
>12	6D	4D

* D : Cable O.D

Application

• Auxiliary circuits at line voltage / Traction circuits / Electric heating fed at line voltage run, exposed

Properties

Halogen Free
EN50267-2-1
EN50267-2-2
N50264-1 Annex B
EN60684-2

Flame Retardant
EN60332-1-2
EN60332-3-24
EN60332-3-25

Low Smoke
EN61034-2
BS6853 Annex D

Oil Resistant
IRM 902

Ozone Resistant
EN50305

Toxicity Index
BS 6853 Annex B.1
BS S 7239

Cold Resistant
@-40℃
EN 60811-1-4

Product List

Conductor		Insulation Thickness	Sheath Thickness	Nominal Cable O.D.	Approx. Cable Weight
Cross Section (mm^2)	Ø (mm)	mm	mm	Ø (mm)	kg / km
2.5	1.9	2.6	1.4	10.2	120
4	2.5	2.6	1.4	10.7	140
6	3.1	2.6	1.4	11.2	160
10	3.9	2.6	1.4	12.2	210
16	5.2	2.6	1.4	13.4	290
25	6.5	2.9	1.4	15.4	400
35	7.7	2.9	1.4	16.7	510
50	9.3	2.9	1.5	18.4	650
70	11.2	2.9	1.5	20.2	880
95	12.8	2.9	1.6	22.0	1100
120	14.6	2.9	1.6	23.6	1400
150	16.2	2.9	1.7	25.4	1600
185	17.8	3.2	1.8	28.1	2000
240	20.6	3.4	1.9	31.3	2600
300	22.8	3.4	1.9	33.7	3200
400	26.1	3.4	2.0	37.2	4400

* Other range on request.

HF-RMSG-RD EN50264-3-2 300/500V

Multi-Core Unscreened Power Cables

Conductor

- Stranded tinned copper, Class 5 according to EN60228(IEC60228)

Design Standard

- EN50264-3-2

Insulation

- Low smoke, Halogen free compound according to EN50264-1
- Black (unless otherwise specified)

Sheath

- Low smoke, Halogen free compound according to EN50264-1
- Black (unless otherwise specified)

Technical Data

• Physical properties	Extra low temperature, oil resistance
• Normal operating conductor temperature	90°C
• Min. Ambient temperature for use	-40°C

Installation (allowable bending radius)

For diameter (mm)	Fixed installation	Careful bending (once only at termination)
≤ 12	4D	3D
>12	6D	4D

* D : Cable O.D

Application

• Internal safe circuits / Control and monitoring circuits

Properties

Halogen Free
EN50267-2-1
EN50267-2-2
:N50264-1 Annex B
EN60684-2

Flame Retardant
EN60332-1-2
EN60332-3-24
EN60332-3-25

Low Smoke
EN61034-2

Oil Resistant
IRM 902
IRM 903

Ozone Resistant
EN50305

Toxicity Index
BS 6853 Annex B.1

Cold Resistant @-40℃
EN 60811-1-4

Product List

Number of Cores	Conductor		Insulation Thickness	Sheath Thickness	Nominal Cable O.D.	Approx. Cable Weight
	Cross Section (mm²)	Ø (mm)	mm	mm	Ø (mm)	kg / km
2	1.0	1.3	0.4	0.6	5.9	40
4	1.0	1.3	0.4	0.6	6.8	72
7	1.0	1.3	0.4	0.7	8.3	120
9	1.0	1.3	0.4	0.7	9.7	150
12	1.0	1.3	0.4	0.7	10.9	190
19	1.0	1.3	0.4	0.8	13.0	300
24	1.0	1.3	0.4	1.0	15.6	400
32	1.0	1.3	0.4	1.0	17.2	510
37	1.0	1.3	0.4	1.0	17.9	580
40	1.0	1.3	0.4	1.0	18.6	630
4	1.5	1.5	0.5	0.7	8.1	95
7	1.5	1.5	0.5	0.7	9.6	170
9	1.5	1.5	0.5	1.0	11.9	230
12	1.5	1.5	0.5	1.0	13.3	290
19	1.5	1.5	0.5	1.0	15.6	440
24	1.5	1.5	0.5	1.2	18.7	570
32	1.5	1.5	0.5	1.2	20.5	740
37	1.5	1.5	0.5	1.2	21.3	840
4	2.5	1.9	0.5	0.7	9.1	130
7	2.5	1.9	0.5	0.8	11.1	250
9	2.5	1.9	0.5	1.0	13.5	340
12	2.5	1.9	0.5	1.0	15.1	430
24	2.5	1.9	0.5	1.2	21.3	850

* Other range on request.

HF-RMSG-RD EN50264-3-2 300/500V

Multi-Core Screened Power Cables

Conductor

- Stranded tinned copper, Class 5 according to EN60228(IEC60228)

Design Standard

- EN50264-3-2

Insulation

- Low smoke, Halogen free compound according to EN50264-1
- Black (unless otherwise specified)

Sheath

- Low smoke, Halogen free compound according to EN50264-1
- Black (unless otherwise specified)

Screen

- Tinned copper braid

Technical Data

• Physical properties	Extra low temperature, oil resistance
• Normal operating conductor temperature	90˚C
• Min. Ambient temperature for use	-40˚C
• Allowable Min. bending radius	10D

* D : Cable O.D

Application

• Internal safe circuits / Control and monitoring circuits

Properties

Halogen Free
EN50267-2-1
EN50267-2-2
:N50264-1 Annex B
EN60684-2

Flame Retardant
EN60332-1-2
EN60332-3-24
EN60332-3-25

Low Smoke
EN61034-2

Oil Resistant
IRM 902
IRM 903

Ozone Resistant
EN50305

Toxicity Index
BS 6853 Annex B.1

Cold Resistant @-40℃
EN 60811-1-4

Product List

Number of Cores	Conductor		Insulation Thickness	Sheath Thickness	Nominal Cable O.D.	Approx. Cable Weight
	Cross Section (mm²)	Ø (mm)	mm	mm	Ø (mm)	kg / km
2	1.0	1.3	0.4	0.6	6.7	58
4	1.0	1.3	0.4	0.6	7.7	87
7	1.0	1.3	0.4	0.7	9.2	140
9	1.0	1.3	0.4	0.7	10.8	180
12	1.0	1.3	0.4	0.7	12.0	230
19	1.0	1.3	0.4	0.8	14.4	340
24	1.0	1.3	0.4	1.0	17.0	440
32	1.0	1.3	0.4	1.0	18.6	550
37	1.0	1.3	0.4	1.0	19.2	610
40	1.0	1.3	0.4	1.0	19.9	660
4	1.5	1.5	0.5	0.7	8.9	120
7	1.5	1.5	0.5	0.7	10.7	190
9	1.5	1.5	0.5	1.0	13.0	260
12	1.5	1.5	0.5	1.0	14.4	320
19	1.5	1.5	0.5	1.0	16.9	480
24	1.5	1.5	0.5	1.2	20.0	610
32	1.5	1.5	0.5	1.2	21.9	770
37	1.5	1.5	0.5	1.2	22.7	870
4	2.5	1.9	0.5	0.7	10.2	170
7	2.5	1.9	0.5	0.8	12.3	270
9	2.5	1.9	0.5	1.0	14.9	370
12	2.5	1.9	0.5	1.0	16.5	470
24	2.5	1.9	0.5	1.2	22.7	870

* Other range on request.

HF-RMSG-RD EN50264-3-2 0.6/1 kV

Multi-Core Unscreened Power Cables

Conductor

- Stranded tinned copper, Class 5 according to EN60228(IEC60228)

Design Standard

- EN50264-3-2

Insulation

- Low smoke, Halogen free compound according to EN50264-1
- Black (unless otherwise specified)

Sheath

- Low smoke, Halogen free compound according to EN50264-1
- Black (unless otherwise specified)

Technical Data

• Physical properties	Extra low temperature, oil resistance
• Normal operating conductor temperature	90°C
• Min. Ambient temperature for use	-40°C

Installation (allowable bending radius)

For diameter (mm)	Fixed installation	Careful bending (once only at termination)
≤ 12	4D	3D
>12	6D	4D

* D : Cable O.D

Application

• Lighting circuits / Auxiliary and electric heating circuits / Control and monitoring circuits

Properties

Halogen Free
EN50267-2-1
EN50267-2-2
:N50264-1 Annex B
EN60684-2

Flame Retardant
EN60332-1-2
EN60332-3-24
EN60332-3-25

Low Smoke
EN61034-2

Oil Resistant
IRM 902
IRM 903

Ozone Resistant
EN50305

Toxicity Index
BS 6853 Annex B.1

Cold Resistant @-40℃
EN 60811-1-4

Product List

Number of Cores	Conductor		Sheath Thickness	Nominal Cable O.D.	Approx. Cable Weight
	Cross Section (mm²)	Ø (mm)	mm	Ø (mm)	kg / km
2	1.5	1.5	0.7	7.8	63
2	2.5	1.9	0.7	8.7	85
2	4	2.5	0.7	9.7	117
2	6	3.1	0.8	10.9	160
2	10	3.9	1.0	13.2	260
2	16	5.2	1.0	15.4	380
2	25	6.5	1.2	19.4	580
2	35	7.7	1.2	22.1	770
2	50	9.3	1.4	25.9	1100
3	1.5	1.5	0.7	8.3	85
3	2.5	1.9	0.7	9.2	120
3	4	2.5	0.7	10.3	170
3	6	3.1	0.8	11.6	230
3	10	3.9	1.0	14.1	360
3	16	5.2	1.0	16.4	550
3	25	6.5	1.2	20.1	840
3	35	7.7	1.2	23.5	1100
3	50	9.3	1.4	27.6	1600
4	1.5	1.5	0.7	9.1	110
4	2.5	1.9	0.7	10.1	150
4	4	2.5	0.8	11.6	210
4	6	3.1	1.0	13.2	290
4	10	3.9	1.0	15.5	470
4	25	6.5	1.4	23.3	1100

* Other range on request.

HF-RMSG-RD EN50264-3-2 0.6/1 kV

Multi-Core Screened Power Cables

Conductor

- Stranded tinned copper, Class 5 according to EN60228(IEC60228)

Design Standard

- EN50264-3-2

Insulation

- Low smoke, Halogen free compound according to EN50264-1
- Black (unless otherwise specified)

Sheath

- Low smoke, Halogen free compound according to EN50264-1
- Black (unless otherwise specified)

Screen

- Tinned copper braid

Technical Data

• Physical properties	Extra low temperature, oil resistance
• Normal operating conductor temperature	90˚C
• Min. Ambient temperature for use	-40˚C
• Allowable Min. bending radius	10D

* D : Cable O.D

Application

• Lighting circuits / Auxiliary and electric heating circuits / Control and monitoring circuits

Properties

Halogen Free
EN50267-2-1
EN50267-2-2
:N50264-1 Annex B
EN60684-2

Flame Retardant
EN60332-1-2
EN60332-3-24
EN60332-3-25

Low Smoke
EN61034-2

Oil Resistant
IRM 902
IRM 903

Ozone Resistant
EN50305

Toxicity Index
BS 6853 Annex B.1

Cold Resistant @-40℃
EN 60811-1-4

Product List

Number of Cores	Conductor		Sheath Thickness	Nominal Cable O.D.	Approx. Cable Weight
	Cross Section (mm²)	Ø (mm)	mm	Ø (mm)	kg / km
2	1.5	1.5	0.7	8.6	88
2	2.5	1.9	0.7	9.5	110
2	4	2.4	0.7	10.8	160
2	6	3.0	0.8	12.1	210
2	10	3.9	1.0	14.3	310
2	16	5.0	1.0	16.8	470
2	25	6.4	1.2	20.8	690
2	35	7.7	1.2	23.7	920
2	50	9.2	1.4	27.5	1300
3	1.5	1.5	0.7	9.1	110
3	2.5	1.9	0.7	10.0	150
3	4	2.4	0.7	11.4	210
3	6	3.0	0.8	12.7	280
3	10	3.9	1.0	15.4	440
3	16	5.0	1.0	17.8	640
3	25	6.4	1.2	22.1	950
3	35	7.7	1.2	25.1	1300
3	50	9.2	1.4	29.2	1800
4	1.5	1.9	0.7	9.9	136
4	2.5	2.4	0.7	11.2	193
4	4	3.0	0.8	12.6	260
4	6	3.9	1.0	14.3	360
4	10	5.0	1.0	16.9	550
4	25	6.4	1.4	24.9	1260

* Other range on request.


P51

Convenience for High Speed Technology

The Leading Solution Provider, LS Cable & System introduced a new marketing concept, which is providing collected items applicable to an industry as a package instead of separately providing a single item. These LS Cable & System's business solutions are applicable to following industries : Wind Power Generation, Railway & Rolling stock, Airport, Power Transmission & distribution, Marine & Offshore, and Automotive.
The Application Business manages various departments and their products to satisfy our customers' specific needs and convenience.

LSRS EN50306-2 300/500V

Thin Wall Single Core Unsheathed Light Weight Control Cables

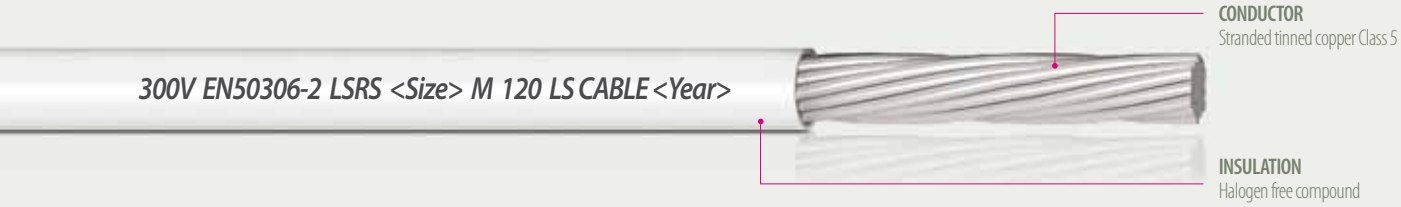

Conductor

- Tinned copper wires according to EN50306-2

Insulation

- Low-Smoke, Halogen-Free irradiated compound
- White - unless otherwise specified

Use Condition

• Voltage	• 300/500V (a.c.) • 450/750V (d.c.)
• Dielectric withstanding voltage (5min.)	2000V (a.c.)
• Permissidle conductor temperature	-40°C ~ 125°C
• Maximum continuous operating temperature (Based on EN50306-1:2002)	105°C

Cable Properties

• Vertical flame test (Single-wire)	-	EN60332-1-2 (EN50265-2-1)
• Vertical flame test (Multi-wires)	-	EN50305 9.1.2
• Toxicity test	ITC 6	EN50305 9.2
• Halogen gas volume	5mg/g	EN50267-2-1
• Corrosivity of combustion gases	pH 4.3 Conductivity 10μs/mm	EN50267-2-2
• Smoke density test	Transmissivity 70%	EN61034-2 (EN50268-2)

Application

This wire is applied to fixed internal wining for a train, single-core cablefor vehicles, and rating voltage to ground is 300V or less. (Reference : EN50355:2003 EN50343:2003)

Product List (Thin Wall, Single Core Unsheathed - 300V/500V)

Part Number	Cross Sectional Area	Conductor (Construction)	Diameter		Insulation Thickness	Cable Diameter		Conductor Resistance	Weight	
			Min.	Max.		Min.	Max.		Copper	Cable
	mm^2	n x m	mm	mm	mm	mm	mm	Max. Ω/km	kg/km	kg/km
LSRS 1x0.50SQ	0.50	19*0.18	0.80	0.95	0.18	1.15	1.45	40.1	4.5	7
LSRS 1x0.75SQ	0.75	37*0.16″	1.00	1.15	0.18	1.35	1.65	26.7	6.9	8
LSRS 1x1.0SQ	1.0	37*0.18″	1.10	1.30	0.18	1.45	1.80	20.0	8.8	10
LSRS 1x1.5SQ	1.5	37*0.23″	1.45	1.65	0.22	1.95	2.21	13.7	1.3	20
LSRS 1x2.5SQ	2.5	37*0.30″	1.85	2.15	0.28	2.50	2.75	8.21	2.2	25

* Other range on request.

LSRS-SB EN50306-3 300/500V

Thin Wall Single Core and Multi Core Screened and Sheathed Light Weight Control Cable

Conductor

- Tinned copper wires according to EN50306-2

Overall Screen

- Tinned copper wires

Insulation

- Low-Smoke, Halogen-Free irradiated compound
- Black - unless otherwise specified

Use Condition

• Voltage (U/U)	• 300/500V (a.c.) • 450/750V (d.c.)
• Dielectric withstanding voltage (5min.)	2000V (a.c.)
• Permissidle conductor temperature	-40°C ~ 125°C
• Maximum continuous operating temperature (Based on EN50306-1:2002)	105°C

Cable Properties

• Vertical flame test (Single-wire)	-	EN60332-1-2 (EN50265-2-1)
• Vertical flame test (Multi-wires)	-	EN50305 9.1.1 / 9.1.2
• Toxicity test	• Insulation : ITC 6 • Sheath : ITC 3	EN50305 9.2
• Halogen gas volume	5mg/g	EN50267-2-1
• Corrosivity of combustion gases	pH 4.3 Conductivity 10μs/mm	EN50267-2-2
• Smoke density test	Transmissivity 70%	EN61034-2 (EN50268-2)

Application

This cable is applied to fixed internal wiring for a train, multi-core cable for vehicles, and rating voltage to ground is 300V or less. (Reference : EN50355:2003 EN50343:2003)

Product List (Thin Wall, Single Core and Multi Core Screened and Sheathed - 300V/500V)

Part Number	Cross Sectional Area	Sheath Thickness	Cable Diameter		Weight
			Min.	Max.	Cable
	mm^2	mm	mm	mm	kg/km
LSRS-SB EN50306-3 1x0.50SQ	1*0.5	0.20	2.3	2.8	13
LSRS-SB EN50306-3 2x0.50SQ	2*0.5	0.20	3.5	4.3	27
LSRS-SB EN50306-3 3x0.50SQ	3*0.5	0.20	3.7	4.5	34
LSRS-SB EN50306-3 4x0.50SQ	4*0.5	0.20	4.0	5.0	41
LSRS-SB EN50306-3 1x0.75SQ	1*0.75	0.20	2.5	3.0	17
LSRS-SB EN50306-3 2x0.75SQ	2*0.75	0.20	3.9	4.7	34
LSRS-SB EN50306-3 3x0.75SQ	3*0.75	0.20	4.0	5.0	42
LSRS-SB EN50306-3 4x0.75SQ	4*0.75	0.20	4.5	5.5	56
LSRS-SB EN50306-3 1x1.0SQ	1*1.0	0.20	2.7	3.2	20
LSRS-SB EN50306-3 2x1.0SQ	2*1.0	0.20	4.2	5.2	40
LSRS-SB EN50306-3 3x1.0SQ	3*1.0	0.20	4.5	5.5	55
LSRS-SB EN50306-3 4x1.0SQ	4*1.0	0.20	5.0	6.0	67
LSRS-SB EN50306-3 1x1.5SQ	1*1.5	0.20	3.1	3.6	28
LSRS-SB EN50306-3 2x1.5SQ	2*1.5	0.20	5.1	6.1	62
LSRS-SB EN50306-3 3x1.5SQ	3*1.5	0.20	5.4	6.4	79
LSRS-SB EN50306-3 4x1.5SQ	4*1.5	0.20	6.0	7.0	97
LSRS-SB EN50306-3 1x2.5SQ	1*2.5	0.20	3.6	4.4	41
LSRS-SB EN50306-3 2x2.5SQ	2*2.5	0.20	6.4	7.4	87
LSRS-SB EN50306-3 3x2.5SQ	3*2.5	0.20	6.8	7.8	115
LSRS-SB EN50306-3 4x2.5SQ	4*2.5	0.20	7.5	8.5	144

* Other range on request.

LSRS EN50306-4 300/500V

Standard Wall Multi Core Unscreened and Sheathed Light Weight Control Cable, Class E (Exposed) and Class P (Protected)

Conductor

- Tinned copper wires according to EN50306-2

Overall Screen

- Tinned copper wires

Insulation

- 90°C/105°C Low-Smoke, Halogen-Free irradiated compound
- White - unless otherwise specified

Sheath

- Low-Smoke, Halogen-Free Irradiated compound (S1 and S2)
- Black - unless otherwise specified

Use Condition

• Voltage (U/U)	• 300/500V (a.c.) • 450/750V (d.c.)
• Dielectric withstanding voltage (5min.)	2000V (a.c.)
• Permissidle conductor temperature	-40°C ~ 125°C
• Maximum continuous operating temperature (Based on EN50306-1:2002)	105°C

Cable Properties

• Vertical flame test (Single-wire)	-	EN60332-1-2 (EN50265-2-1)
• Vertical flame test (Multi-wires)	-	EN50305 9.1.1 / 9.1.2
• Toxicity test	• Insulation : ITC 6 • Sheath : ITC 3	EN50305 9.2
• Halogen gas volume	5mg/g	EN50267-2-1
• Corrosivity of combustion gases	pH 4.3 Conductivity 10μs/mm	EN50267-2-2
• Smoke density test	Transmissivity 70%	EN61034-2 (EN50268-2)

Application

This cable is applied to fixed internal wiring for a train, multi-core cable for vehicles, and rating voltage to ground is 300V or less. (Reference : EN50355:2003 EN50343:2003)

Product List (Thin Wall, Multi Core Unscreened and Sheathed - 300V/500V)

Part Number	Cross Sectional Area	Cables Class E (Exposed)			
		Sheath Thickness	Overall Diameter		Weight
			Min.	Max.	Cable
	n x mm²	mm	mm	mm	kg/km
LSRS EN50306-4 1E 4x0.50SQ	4*0.5	1.0	5.5	6.5	45
LSRS EN50306-4 1E 7x0.50SQ	7*0.5	1.0	6.3	7.3	69
LSRS EN50306-4 1E 13x0.50SQ	13*0.5	1.0	8.3	9.3	116
LSRS EN50306-4 1E 19x0.50SQ	19*0.5	1.0	9.0	10.2	151
LSRS EN50306-4 1E 37x0.50SQ	37*0.5	1.0	12.3	13.5	288
LSRS EN50306-4 1E 4x0.75SQ	4*0.75	1.0	6.0	7.0	58
LSRS EN50306-4 1E 7x0.75SQ	7*0.75	1.0	6.9	7.9	88
LSRS EN50306-4 1E 13x0.75SQ	13*0.75	1.0	9.1	10.3	148
LSRS EN50306-4 1E 19x0.75SQ	19*0.75	1.0	10.0	11.2	201
LSRS EN50306-4 1E 37x0.75SQ	37*0.75	1.0	13.2	14.4	364
LSRS EN50306-4 1E 48x0.75SQ	48*0.75	1.0	14.8	16.4	463
LSRS EN50306-4 1E 4x1.0SQ	4*1.0	1.0	6.3	7.3	68
LSRS EN50306-4 1E 7x1.0SQ	7*1.0	1.0	7.3	8.3	106
LSRS EN50306-4 1E 13x1.0SQ	13*1.0	1.0	9.7	10.9	182
LSRS EN50306-4 1E 19x1.0SQ	19*1.0	1.0	10.7	11.9	247
LSRS EN50306-4 1E 37x1.0SQ	37*1.0	1.0	14.0	15.6	451
LSRS EN50306-4 1E 4x1.5SQ	4*1.5	1.0	7.4	8.4	99
LSRS EN50306-4 1E 7x1.5SQ	7*1.5	1.0	8.6	9.8	153
LSRS EN50306-4 1E 13x1.5SQ	13*1.5	1.0	11.7	12.9	271
LSRS EN50306-4 1E 19x1.5SQ	19*1.5	1.0	13.0	14.2	373
LSRS EN50306-4 1E 37x1.5SQ	37*1.5	1.0	17.2	18.8	688
LSRS EN50306-4 1E 2x2.5SQ	2*2.5	1.0	7.7	8.7	87
LSRS EN50306-4 1E 3x2.5SQ	3*2.5	1.0	8.1	9.1	118
LSRS EN50306-4 1E 4x2.5SQ	4*2.5	1.0	8.8	10.0	147

* Other range on request.

Part Number	Cables Class P (Protected)			
	Sheath Thickness	Overall Diameter		Weight
		Min.	Max.	Cable
	mm	mm	mm	kg/km
LSRS EN50306-4 1P 4X0.50SQ	0.42	4.1	5.1	32
LSRS EN50306-4 1P 7X0.50SQ	0.42	4.9	5.9	51
LSRS EN50306-4 1P 13X0.50SQ	0.56	7.3	8.3	98
LSRS EN50306-4 1P 19X0.50SQ	0.56	8.1	9.1	135
LSRS EN50306-4 1P 37X0.50SQ	0.56	10.8	12.0	246
LSRS EN50306-4 1P 4X0.75SQ	0.42	4.6	5.6	42
LSRS EN50306-4 1P 7X0.75SQ	0.42	5.5	6.5	68
LSRS EN50306-4 1P 13X0.75SQ	0.56	8.2	9.2	130
LSRS EN50306-4 1P 19X0.75SQ	0.56	9.0	10.2	184
LSRS EN50306-4 1P 37X0.75SQ	0.56	12.2	13.4	338
LSRS EN50306-4 1P 48X0.75SQ	0.56	13.9	15.5	440
LSRS EN50306-4 1P 4X1.0SQ	0.42	4.9	5.9	53
LSRS EN50306-4 1P 7X1.0SQ	0.42	6.0	7.0	88
LSRS EN50306-4 1P 13X1.0SQ	0.56	8.7	9.9	163
LSRS EN50306-4 1P 19X1.0SQ	0.56	9.8	11.0	229
LSRS EN50306-4 1P 37X1.0SQ	0.56	13.3	14.5	430
LSRS EN50306-4 1P 4X1.5SQ	0.42	6.0	7.0	79
LSRS EN50306-4 1P 7X1.5SQ	0.56	7.7	8.7	136
LSRS EN50306-4 1P 13X1.5SQ	0.56	10.7	11.9	248
LSRS EN50306-4 1P 19X1.5SQ	0.56	12.0	13.2	347
LSRS EN50306-4 1P 37X1.5SQ	0.56	16.2	17.8	651
LSRS EN50306-4 1P 2X2.5SQ	0.56	6.7	7.7	74
LSRS EN50306-4 1P 3X2.5SQ	0.56	7.7	8.1	111
LSRS EN50306-4 1P 4X2.5SQ	0.56	7.9	8.9	139

* Other range on request.

LSRS-SB EN50306-4 300/500V

Standard Wall Multi Core Screened and Sheathed Light Weight Control Cable, Class E (Exposed) and Class P (Protected)

Conductor

- Tinned copper wires according to EN50306-2

Overall Screen

- Tinned copper wires

Insulation

- 90°C/105°C Low-Smoke, Halogen-Free irradiated compound
- White - unless otherwise specified

Sheath

- Low-Smoke, Halogen-Free Irradlated compound (S2,EM 101 to EM 104)
- Black - unless otherwise specified

Use Condition

• Voltage (U/U)	• 300/500V (a.c.) • 450/750V (d.c.)
• Dielectric withstanding voltage (5min.)	2000V (a.c.)
• Permissidle conductor temperature	-40°C ~ 125°C
• Maximum continuous operating temperature (Based on EN50306-1:2002)	105°C

Cable Properties

• Vertical flame test (Single-wire)	-	EN60332-1-2 (EN50265-2-1)
• Vertical flame test (Multi-wires)	-	EN50305 9.1.1 / 9.1.2
• Toxicity test	• Insulation : ITC 6 • Sheath : ITC 3	EN50305 9.2
• Halogen gas volume	5mg/g	EN50267-2-1
• Corrosivity of combustion gases	pH 4.3 Conductivity 10μs/mm	EN50267-2-2
• Smoke density test	Transmissivity 70%	EN61034-2 (EN50268-2)

Application

This cable is applied to fixed internal wiring for a train, multi-core cable for vehicles, and rating voltage to ground is 300V or less. (Reference : EN50355:2003 EN50343:2003)

Product List (Thin Wall, Multi Core Screened and Sheathed - 300V/500V)

Part Number	Cross Sectional Area	Cables Class E (Exposed)			
		Sheath Thickness	Overall Diameter		Weight
			Min.	Max.	Cable
	n x mm²	mm	mm	mm	kg/km
LSRS-SB EN50306-4 3E 2X0.50SQ	2*0.5	1.0	5.5	6.5	46
LSRS-SB EN50306-4 3E 3X0.50SQ	3*0.5	1.0	5.7	6.7	54
LSRS-SB EN50306-4 3E 4X0.50SQ	4*0.5	1.0	6.1	7.1	64
LSRS-SB EN50306-4 3E 6X0.50SQ	6*0.5	1.0	6.9	7.9	87
LSRS-SB EN50306-4 3E 8X0.50SQ	8*0.5	1.0	7.5	8.5	107
LSRS-SB EN50306-4 3E 2X0.75SQ	2*0.75	1.0	5.9	6.9	56
LSRS-SB EN50306-4 3E 3X0.75SQ	3*0.75	1.0	6.2	7.2	65
LSRS-SB EN50306-4 3E 4X0.75SQ	4*0.75	1.0	6.5	7.5	79
LSRS-SB EN50306-4 3E 6X0.75SQ	6*0.75	1.0	7.5	8.5	106
LSRS-SB EN50306-4 3E 8X0.75SQ	8*0.75	1.0	8.2	9.2	133
LSRS-SB EN50306-4 3E 2X1.0SQ	2*1.0	1.0	6.2	7.2	62
LSRS-SB EN50306-4 3E 3X1.0SQ	3*1.0	1.0	6.5	7.5	79
LSRS-SB EN50306-4 3E 4X1.0SQ	4*1.0	1.0	6.9	7.9	93
LSRS-SB EN50306-4 3E 6X1.0SQ	6*1.0	1.0	8.0	9.0	128
LSRS-SB EN50306-4 3E 8X1.0SQ	8*1.0	1.0	8.6	9.8	157
LSRS-SB EN50306-4 3E 2X1.5SQ	2*1.5	1.0	7.1	8.1	85
LSRS-SB EN50306-4 3E 3X1.5SQ	3*1.5	1.0	7.4	8.4	103
LSRS-SB EN50306-4 3E 4X1.5SQ	4*1.5	1.0	8.0	9.0	127
LSRS-SB EN50306-4 3E 6X1.5SQ	6*1.5	1.0	9.2	10.4	174
LSRS-SB EN50306-4 3E 8X1.5SQ	8*1.5	1.0	10.2	11.4	218
LSRS-SB EN50306-4 3E 2X2.5SQ	2*2.5	1.0	8.3	9.3	117
LSRS-SB EN50306-4 3E 3X2.5SQ	3*2.5	1.0	8.6	9.8	145
LSRS-SB EN50306-4 3E 4X2.5SQ	4*2.5	1.0	9.4	10.6	180

* Other range on request.

Part Number	Cables Class P (Protected)			
	Sheath Thickness	Overall Diameter		Weight
		Min.	Max.	Cable
	mm	mm	mm	kg/km
LSRS-SB EN50306-4 3P 2X0.50SQ	0.42	4.1	5.1	33
LSRS-SB EN50306-4 3P 3X0.50SQ	0.42	4.3	5.3	39
LSRS-SB EN50306-4 3P 4X0.50SQ	0.56	4.7	5.7	48
LSRS-SB EN50306-4 3P 6X0.50SQ	0.56	5.5	6.5	70
LSRS-SB EN50306-4 3P 8X0.50SQ	0.56	6.0	7.0	88
LSRS-SB EN50306-4 3P 2X0.75SQ	0.42	4.5	5.5	39
LSRS-SB EN50306-4 3P 3X0.75SQ	0.42	4.7	5.7	49
LSRS-SB EN50306-4 3P 4X0.75SQ	0.56	5.2	6.2	63
LSRS-SB EN50306-4 3P 6X0.75SQ	0.56	6.1	7.1	87
LSRS-SB EN50306-4 3P 8X0.75SQ	0.56	6.6	7.6	113
LSRS-SB EN50306-4 3P 2X1.0SQ	0.42	4.7	5.7	47
LSRS-SB EN50306-4 3P 3X1.0SQ	0.42	5.1	6.0	62
LSRS-SB EN50306-4 3P 4X1.0SQ	0.56	5.5	6.5	76
LSRS-SB EN50306-4 3P 6X1.0SQ	0.56	6.6	7.6	105
LSRS-SB EN50306-4 3P 8X1.0SQ	0.56	7.7	8.7	140
LSRS-SB EN50306-4 3P 2X1.5SQ	0.42	5.7	6.7	67
LSRS-SB EN50306-4 3P 3X1.5SQ	0.56	6.0	7.0	85
LSRS-SB EN50306-4 3P 4X1.5SQ	0.56	6.6	7.6	104
LSRS-SB EN50306-4 3P 6X1.5SQ	0.56	8.3	9.3	155
LSRS-SB EN50306-4 3P 8X1.5SQ	0.56	8.9	10.1	198
LSRS-SB EN50306-4 3P 2X2.5SQ	0.56	7.3	8.3	100
LSRS-SB EN50306-4 3P 3X2.5SQ	0.56	7.7	8.7	127
LSRS-SB EN50306-4 3P 4X2.5SQ	0.56	8.4	9.6	158

* Other range on request.

LSRS EN50306-4 300/500V

Standard Wall Multi Pair, Individually Screened and Sheathed Light Weight Control Cable, Class E (Exposed) and Class P (Protected)

Conductor

- Tinned copper wires according to EN50306-2

Overall Screen

- Tinned copper wires

Insulation

- 90°C/105°C Low-Smoke, Halogen-Free irradiated compound
- White - unless otherwise specified

Sheath

- Low-Smoke, Halogen-Free Irradlated compound (S2,EM 101 to EM 104)
- Black - unless otherwise specified

Use Condition

• Voltage (U/U)	• 300/500V (a.c.) • 450/750V (d.c.)
• Dielectric withstanding voltage (5min.)	2000V (a.c.)
• Permissidle conductor temperature	-40°C ~ 125°C
• Maximum continuous operating temperature (Based on EN50306-1:2002)	105°C

Cable Properties

• Vertical flame test (Single-wire)	-	EN60332-1-2 (EN50265-2-1)
• Vertical flame test (Multi-wires)	-	EN50305 9.1.1 / 9.1.2
• Toxicity test	• Insulation : ITC 6 • Sheath : ITC 3	EN50305 9.2
• Halogen gas volume	5mg/g	EN50267-2-1
• Corrosivity of combustion gases	pH 4.3 Conductivity 10μs/mm	EN50267-2-2
• Smoke density test	Transmissivity 70%	EN61034-2 (EN50268-2)

Application

This cable is applied to fixed internal wiring for a train, multi-core cable for vehicles, and rating voltage to ground is 300V or less. (Reference : EN50355:2003 EN50343:2003)

Product List (Thin Wall, Multi Pair Individually Screened and Sheathed - 300V/500V)

Part Number	Cross Sectional Area	Cables Class E (Exposed)			
		Sheath Thickness	Overall Diameter		Weight
			Min.	Max.	Cable
	n x mm²	mm	mm	mm	kg/km
LSRS EN50306-4 5E 2x2x0.50SQ	2*2*0.5	1.0	10.1	11.3	100
LSRS EN50306-4 5E 3x2x0.50SQ	3*2*0.5	1.0	10.8	12.0	148
LSRS EN50306-4 5E 4x2x0.50SQ	4*2*0.5	1.0	11.8	13.0	180
LSRS EN50306-4 5E 7x2x0.50SQ	7*2*0.5	1.0	13.9	15.5	270
LSRS EN50306-4 5E 2x2x0.750SQ	2*2*0.75	1.0	10.9	12.1	119
LSRS EN50306-4 5E 3x2x0.75SQ	3*2*0.75	1.0	11.6	12.8	174
LSRS EN50306-4 5E 4x2x0.75SQ	4*2*0.75	1.0	12.8	14.0	218
LSRS EN50306-4 5E 7x2x0.75SQ	7*2*0.75	1.0	15.1	16.7	328
LSRS EN50306-4 5E 2x2x1.0SQ	2*2*1.0	1.0	11.3	12.5	129
LSRS EN50306-4 5E 3x2x1.0SQ	3*2*1.0	1.0	12.0	13.2	191
LSRS EN50306-4 5E 4x2x1.0SQ	4*2*1.0	1.0	13.2	14.4	235
LSRS EN50306-4 5E 7x2x1.0SQ	7*2*1.0	1.0	15.7	17.3	369
LSRS EN50306-4 5E 2x2x1.5SQ	2*2*1.5	1.0	13.3	14.5	181
LSRS EN50306-4 5E 3x2x1.5SQ	3*2*1.5	1.0	14.0	15.6	264
LSRS EN50306-4 5E 4x2x1.5SQ	4*2*1.5	1.0	15.5	17.1	337
LSRS EN50306-4 5E 7x2x1.5SQ	7*2*1.5	1.0	18.7	20.3	542

* Other range on request.

Part Number	Cables Class P (Protected)			
	Sheath Thickness	Overall Diameter		Weight
		Min.	Max.	Cable
	mm	mm	mm	kg/km
LSRS EN50306-4 5P 2x2x0.50SQ	0.56	9.0	10.2	85
LSRS EN50306-4 5P 3x2x0.50SQ	0.56	9.6	10.8	118
LSRS EN50306-4 5P 4x2x0.50SQ	0.56	10.7	11.9	158
LSRS EN50306-4 5P 7x2x0.50SQ	0.56	13.0	14.2	244
LSRS EN50306-4 5P 2x2x0.750SQ	0.56	9.8	11.0	93
LSRS EN50306-4 5P 3x2x0.75SQ	0.56	10.5	11.7	147
LSRS EN50306-4 5P 4x2x0.75SQ	0.56	11.6	12.8	183
LSRS EN50306-4 5P 7x2x0.75SQ	0.56	14.0	15.6	293
LSRS EN50306-4 5P 2x2x1.0SQ	0.56	10.2	11.6	107
LSRS EN50306-4 5P 3x2x1.0SQ	0.56	10.9	12.1	163
LSRS EN50306-4 5P 4x2x1.0SQ	0.56	12.1	13.3	204
LSRS EN50306-4 5P 7x2x1.0SQ	0.56	14.6	16.2	332
LSRS EN50306-4 5P 2x2x1.5SQ	0.56	12.2	13.4	153
LSRS EN50306-4 5P 3x2x1.5SQ	0.56	13.1	14.3	232
LSRS EN50306-4 5P 4x2x1.5SQ	0.56	14.3	15.9	293
LSRS EN50306-4 5P 7x2x1.5SQ	0.56	17.6	19.2	493

* Other range on request.



Convenience for High Speed Technology

The Leading Solution Provider, LS Cable & System introduced a new marketing concept, which is providing collected items applicable to an industry as a package instead of separately providing a single item. These LS Cable & System's business solutions are applicable to following industries : Wind Power Generation, Railway & Rolling stock, Airport, Power Transmission & distribution, Marine & Offshore, and Automotive.

The Application Business manages various departments and their products to satisfy our customers' specific needs and convenience.

LS-MVB 4x0.5SQ , 120Ω
Databus Cable

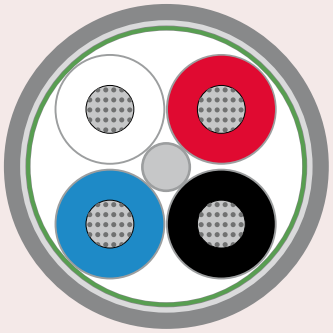

Technical Data

• Voltage	300V
• Impedance	120Ω ± 12Ω @ 0.75~3MHz
• Temp. Range	-40℃ ~ +90℃
• Attenutation	• ≤17dB/km @ 1.5MHz • ≤25dB/km @ 3MHz

Product List

Conductor	Cross-Section	Overall Dia.	Screen	Approx. Weight
-	mm^2	mm	-	kg/km
Tinned copper	4 x 0.5	9.0	Al/Mylar tape + Tinned copper braid	100

Properties

Halogen Free
EN50267-2-1
EN50267-2-2
EN60684-2

Flame Retardant
IEC60332-1
IEC 60332-3-24

Low Smoke
IEC61034

Ozone Resistant
EN50382

Oil Resistant
IRM 902

Cold Resistant @-40℃
EN 60811-1-4

Application

Standard communication interface for all kind of on-board equipment

LS-MVB(FR) 4x0.5SQ , 120Ω

Databus Cable

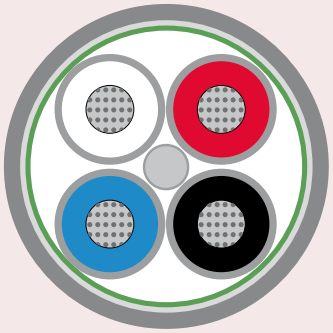

Technical Data

• Voltage	300V
• Impedance	120Ω ± 12Ω @ 0.75~3MHz
• Temp. Range	-40°C ~ +90°C
• Attenutation	• ≤17dB/km @ 1.5MHz • ≤25dB/km @ 3MHz
• Fire resistance	EN50200 830°C for 15 min.

Product List

Conductor	Cross-Section	Overall Dia.	Screen	Approx. Weight
-	mm^2	mm	-	kg/km
Tinned copper	4 x 0.5	9.5	Al/Mylar tape + Tinned copper braid	115

Properties

Halogen Free
EN50267-2-1
EN50267-2-2
EN60684-2

Flame Retardant
IEC60332-1
IEC 60332-3-24

Low Smoke
IEC61034

Ozone Resistant
EN50382

Oil Resistant
IRM 902

Cold Resistant @-40℃
EN 60811-1-4

Application

Standard communication interface for all kind of on-board equipment

LS-WTB 2x0.75SQ , 120Ω
Databus Cable

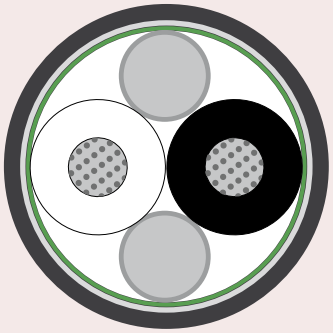

Technical Data

• Voltage	300V
• Impedance	120Ω ± 12Ω @ 0.5~2MHz
• Temp. Range	-40℃ ~ +90℃
• Attenutation	• ≤11dB/km @ 1MHz • ≤15dB/km @ 2MHz

Product List

Conductor	Cross-Section	Overall Dia.	Screen	Approx. Weight
-	mm^2	mm	-	kg/km
Tinned copper	2 x 0.75	9.0	Al/Mylar tape + Tinned copper braid	100

Properties

Halogen Free	Flame Retardant	Low Smoke	Ozone Resistant	Oil Resistant	Cold Resistant @-40℃
EN50267-2-1 EN50267-2-2 EN60684-2	IEC60332-1 IEC 60332-3-24	IEC61034	EN50382	IRM 902	EN 60811-1-4

Application

Standard communication interface between vehicles

LS-WTB(FR) 2x0.75SQ , 120Ω

Databus Cable

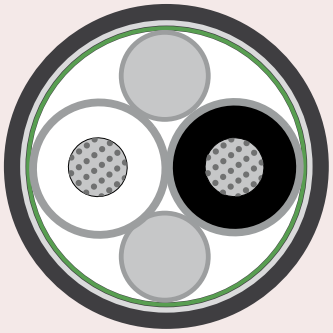

Technical Data

• Voltage	300V
• Impedance	120Ω ± 12Ω @ 0.5~2MHz
• Temp. Range	-40°C ~ +90°C
• Attenutation	• ≤11dB/km @ 1MHz • ≤15dB/km @ 2MHz
• Fire resistance	EN50200 830°C for 15 min.

Product List

Conductor	Cross-Section	Overall Dia.	Screen	Approx. Weight
-	mm^2	mm	-	kg/km
Tinned copper	2 x 0.75	10.0	Al/Mylar tape + Tinned copper braid	120

Properties

Halogen Free	Flame Retardant	Low Smoke	Ozone Resistant	Oil Resistant	Cold Resistant @-40℃
EN50267-2-1 EN50267-2-2 EN60684-2	IEC60332-1 IEC 60332-3-24	IEC61034	EN50382	IRM 902	EN 60811-1-4

Application

Standard communication interface between vehicles

Recomended Current Ratings Data

HS-RMSG-RD

1. Current Ratings

Conductor Cross-sectional Area sqmm	Current rating Single Cable A
1.5	30
2.5	40
4	56
6	74
10	104
16	135
25	184
35	233
50	295
70	369
95	442
120	522
150	602
185	688
240	830
300	953
400	1168

* Based upon a 20°C ambient air temperature
* Maximum conductor operating temperature : 90°C

2. Derating Factors

Temperature (°C)	Factor k_1*
10	1.06
15	1.03
20	1.00
25	0.97
30	0.93
35	0.89
40	0.85
45	0.81
50	0.76
55	0.72
60	0.66
65	0.60
70	0.54
75	0.46
80	0..38
85	0.27

* These factors are applicable to the ratings given in Table1

EN50355 : 2003

• Annex A. Recommended current ratings for railway rolling stock cables

3. Current Ratings

Conductor Cross-sectional Area sqmm	Current rating Single Cable A
1.5	25
2.5	33
4	46
6	60
10	85
16	110
25	150
35	190
50	240
70	300
95	360
120	425
150	490
185	560
240	675
300	775
400	950

* Based upon a 20°C ambient air temperature
* Maximum conductor operating temperature : 90°C

4. Derating Factors

Temperature (°C)	Factor k_1*
30	1.15
35	1.10
40	1.05
45	1.00
50	0.94
55	0.88
60	0.81
65	0.74
70	0.66
75	0.57
80	0.47
85	0.33

* These factors are applicable to the ratings given in Table3

5. Correction factors for other ambient temperature

Temperature (°C)	Factor k_1*
105	1.15
120	1.29
140	1.45
150	1.52

* These factors are applicable to the ratings given in Table3

Temperature Rise vs Current Guide

HF-RMSG-RD (EN50264-3-1) Cables in Free Air

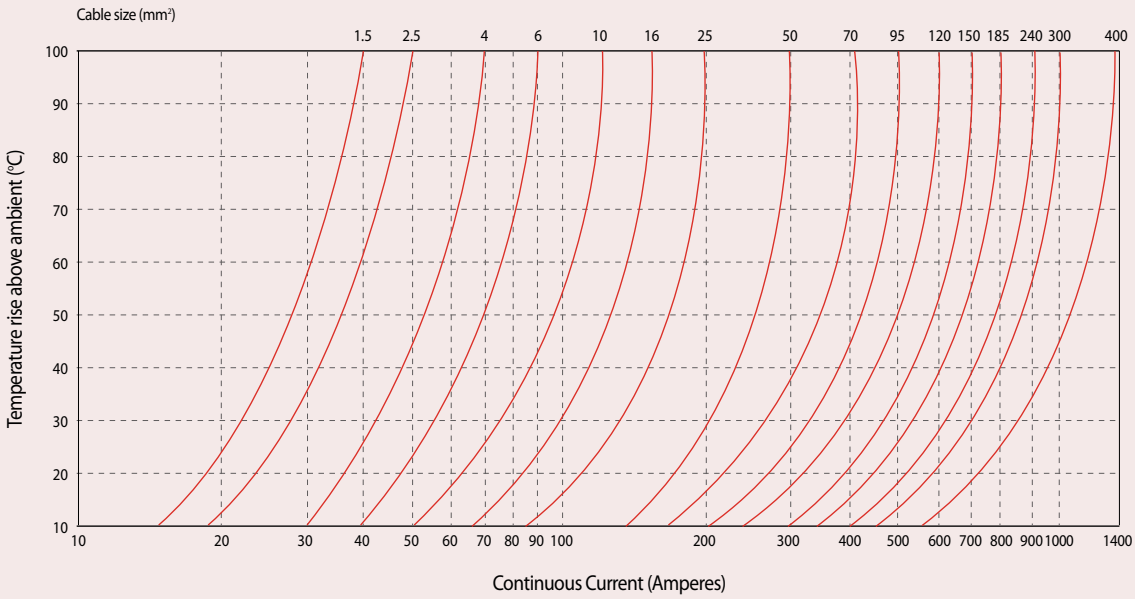

LSRS Cables in Free Air (Single core)

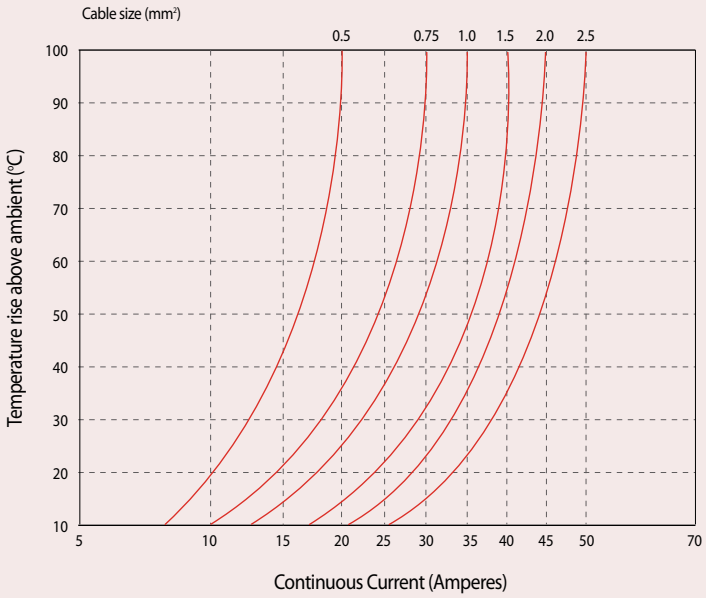

Conductor Size (mm)	No. of Cores	Derating Factor
0.5	2	0.77
	3	0.62
	4	0.54
0.75	2	0.72
	3	0.61
	4	0.56
1	2	0.76
	3	0.67
	4	0.57
1.5	2	0.73
	3	0.63
	4	0.57
2	2	0.74
	3	0.65
	4	0.56
2.5	2	0.75
	3	0.64
	4	0.57

Table 1. Derating factors for multicore cables (LSRS-SB)

Products & Systems of LS Cable & System

A Convenient World through the Use of Cable

Energy Cables & Systems

LS Cable & System-setting the standards in power solution business

LS Cable & System provides highly customized electric power systems from power transmission & distribution solutions to marine, ship vessels, nuclear power and wind power systems.
Our turnkey solutions encompass the entire power transmission & distribution system from architecture, provision of raw materials, and installation, to maintenance and repair. We also lead the industry in developing cutting-edge products, such as superconducting cables, submarine cables and IT solutions for electric power.
We provide customized total solutions for a wide array of industries from nuclear power plants, manufacturing plants, railways, marine and ship vessel systems to wind power generation systems. Busduct system, which efficiently and effectively delivers high-capacity electricity, and the fire-retardant low toxic cables are a result of our decades-long commitment to creating eco-friendly products.

- Submarine Power Cable
- Superconducting Cable System
- EHV, HV, MV, LV Cable
- OHTL, OPGW
- IT Solutions for Electric Power
- Control & Instrument Cable
- Halogen-free Cable
- Busduct System
- Industrial Specialty Cable

Telecommunications

Providing cutting-edge, innovative technologies for a ubiquitous network

Amid the convergence of broadcasting and telecommunications, and accelerating growth of broadband and wireless networks, the telecommunications industry is undergoing a major transformation. In this rapidly evolving landscape, LS Cable & System leads the industry with customized solutions and services that meets the demanding needs of our clients worldwide. We have developed the following solutions with the scalability to serve both the private and public sector: ① NI (Network Integration) / SI (System Integration), ② ITS (Intelligent Transport Solution), and ③ UTS (Ubiquitous Total Solution).
Our quest to remain at the forefront of network technology and trends has led us to develop the following cutting-edge products: fiber-optic telecom solution, 10G Ethernet-level converged integrated cabling system, RF coaxial cable system, G-PON-based FTTH solution Our broad product portfolio and technical prowess have made us a market leader in the global telecommunications industry.

- Optical Fiber, Optical Fiber Cable
- FTTH Solutions
- RF Solutions
- Wireless Transmission System
- Coaxial Cable, UTP Cable

Integrated Modules & Cable Systems

Providing the best customized cable solutions for all environments

Our dedication to meeting our clients need for faster, smaller, safer and more convenient products has kept us ahead of our peers on the technology curve. As such, our cables and modules are widely used in industrial installations, electronic devices, automobiles, aircrafts, and even military equipments and installations.
We have also maintained our commitment to developing a wide array of eco-friendly products that are safer, more efficient, and produce fewer pollutants.
Our technological breakthroughs have led us to the development of the following innovative products: FA (Factory Automation) cables for plant automation systems, eco-friendly cables for LCDs, eco-friendly PP (Polypropylene) cables for automobiles, electric solutions for hybrid vehicles, and heat shrinkable tubes that can endure temperatures up to 135℃



- Industrial Cable & Module
- Automotive Wire & Cable
- Tube Components

Industrial Materials

Realizing a convenient future with cutting-edge materials

Based on LS Cable & System's production know-how and technologies in copper, aluminum and rubber treatment, the company is ramping up production of high value-added products, such as high-purity 8mm copper rods for vehicle wires and 0.03mm copper rod for ultra-fine wires.
The cutting-edge technologies of our precision rectangular winding wires, suitable for hybrid vehicle motors and car generators, and eXtra Thermal Aluminum Alloy (XTAL) are bolstering LS Cable & System's brand power here and abroad. Our continuous efforts to develop innovative new materials have also led us to produce oxide free copper (OFC), alternative to copper alloy, and so on. Furthermore, all these new developments are coming about as the company makes inroads in the global cable market through its localization efforts.
With years of experience and technologies in compounding treatment, LS Cable & System produces industrial rubber products and rubber tiles, the flooring material used in construction. Global demand for our flocking-based carpet tiles, featuring excellent convenience and sanitary engineering, is booming.

- Magnet Wires
- Copper Rod
- Aluminum Materials
- Rubber Tiles

Global Network

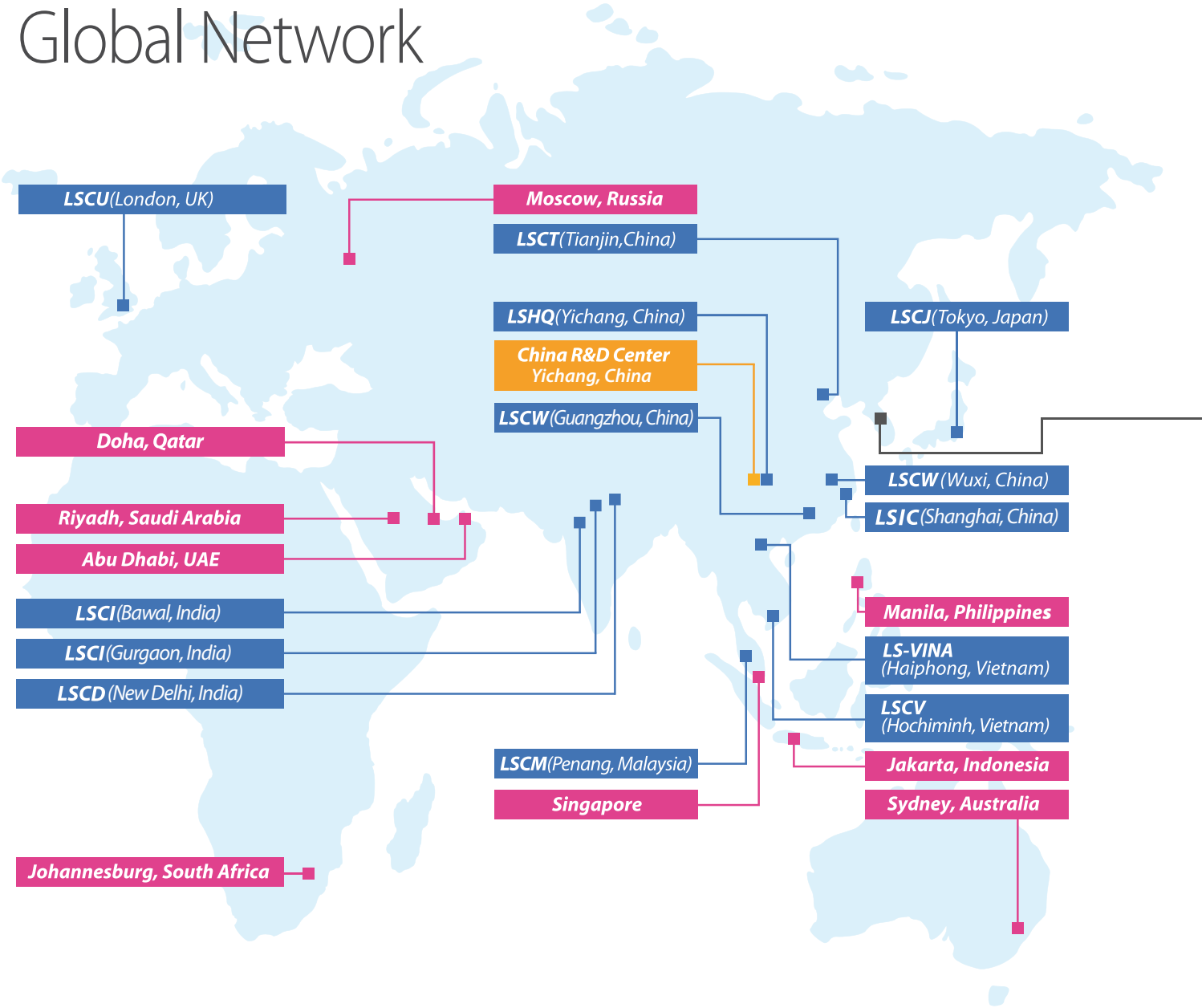

Branches

Abu Dhabi Office(U.A.E.)
Tel. +971-2-674-8780 Fax : +971-2-674-8781

Riyadh Office(Saudi Arabia)
Tel. +966-11-269-4911

Singapore Office(Singapore)
Tel. +65-6342-9162~3 Fax : +65-6342-9165

Sydney Office(Australia)
Tel. +61-2-9460-0255 Fax : +61-2-9460-0355

Moscow Office(Russia)
Tel. +7-495-258-18-05 Fax : +7-495-258-18-06

Lima Office(Peru)
Tel. +51-1-434-6433

Johannesburg Office(South Africa)
Tel. +27-71-688-2028 Fax : +27-11-785-8327

Jakarta Office(Indonesia)
Tel. +62-21-7974140 / 7974013 Fax : +62-21-7993071

Manila Office(Philippines)
Tel. +632-899-6169 Fax : +632-962-2250

Doha Office(Qatar)
Tel. +974-4453-0333

Subsidiaries

LSCA(U.S.A.) : Marketing and Sales
Tel. +1-201-944-2005 Fax : +1-201-503-8130

LSCU(U.K.) : Marketing and Sales
Tel. +44-20-8899-6671 Fax : +44-20-8899-6673

LSCJ(Japan) : Marketing and Sales
Tel. +81-3-6205-7188 Fax : +81-3-6205-7187

LSCD(India) : Marketing and Sales
Tel. +91-11-41064242

LSHQ(China)
Tel. +86-717-667-7777 Fax : +86-717-667-7618
Production : Extra-High Voltage Cable, Medium & Low Voltage Cable, Overhead Transmission Line, Industrial Specialty Cable & System

LSCT(China)
Tel. +86-22-2699-7618 Fax : +86-22-2699-7617
Production : Magnet Wire

LSCW(China)
Tel. +86-510-8811-9000 Fax : +86-510-8534-5341
Production : Automotive Wire & Cable, Bus Duct, Electroncic Wire & Cable, Tube, ACF, Accessories for EHV Cable System

Shanghai Sales Head Office(ShangHai)
Tel. +86-21-5237-6633 Fax : +86-21-5237-8996

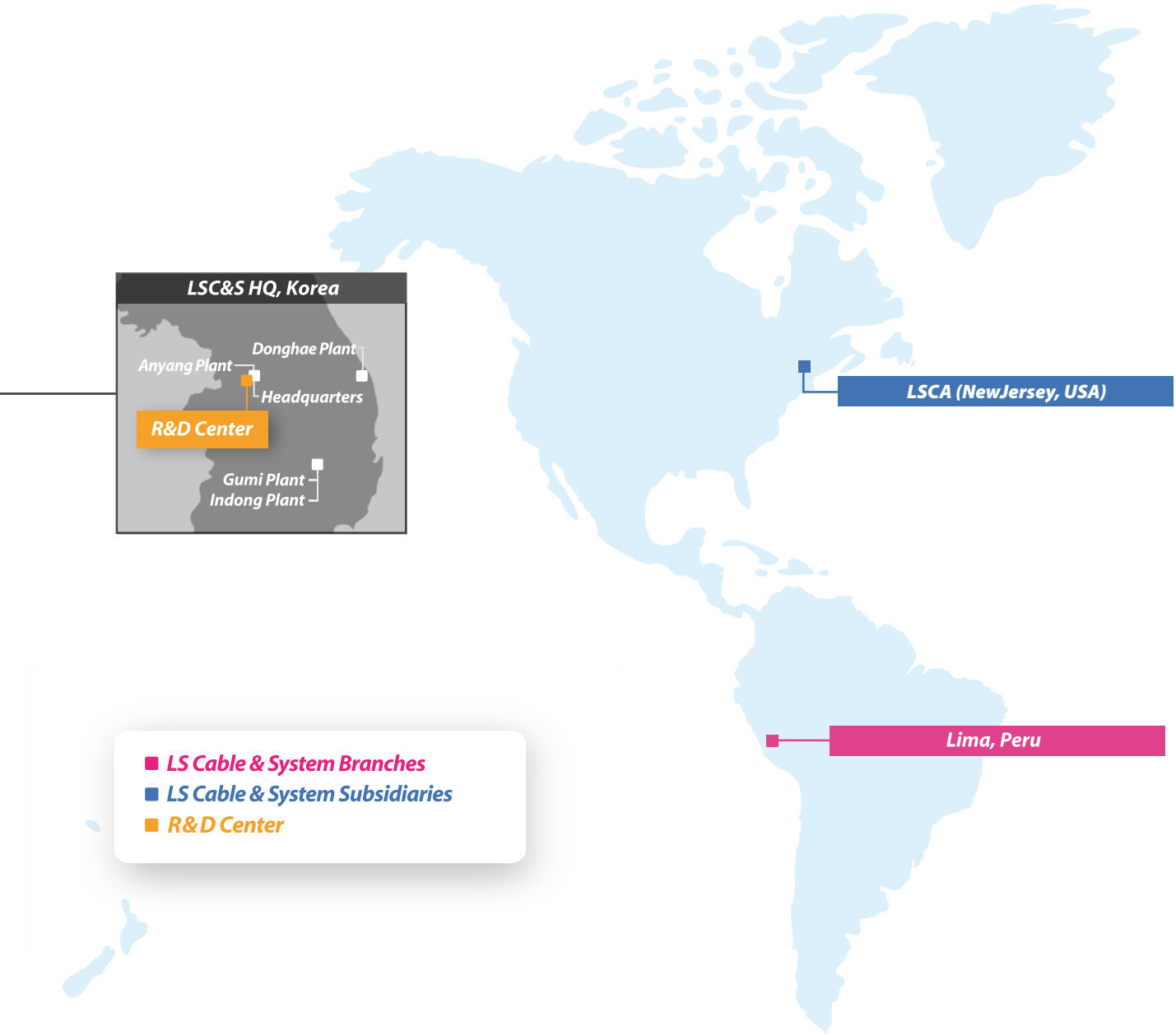

Beijing Office(Beijing)
Tel. +86-10-5761-3166 Fax : +86-10-5761-3160

Shenzhen Office(Shenzhen)
Tel. +86-755-8275-0470~1 Fax : +86-755-8275-0545

Guangzhou Office(Guangzhou)
Tel. +86-20-8767-7632 Fax : +86-20-8767-7957

LS-VINA(Vietnam)
Tel. +84-31-354-0141 Fax : +84-31-354-0142
Production : Extra-High Voltage Cable, Medium and Low Voltage Cable, ACSR, OPGW, SCR

LSCV(Vietnam)
Tel. +84-61-356-9140 Fax : +84-61-356-9148
Production : Low Voltage Cable, UTP

LSCM(Malaysia)
Tel. +60-4-588-9609 Fax : +60-4-588-9607
Production : Magent Wire

LSCI(India)

Gurgaon: Marketing & Sales
Tel. +91-124-428-5800~4 Fax : +91-124-428-5805

Bawal
Tel. +91-128-426-4267
Production : RF Feeder Cable, Network Solution, EHV, LV/MV, OPGW

China R&D Center
Tel. +86-717-667-7777

Korea Operations

Headquarters
Tel. +82-2-2189-9114

Anyang Plant
Tel. +82-31-428-4114
Production : Automotive Wire, Tube Components, HV Cable & Connectors, Bus Duct, Flooring System

Gumi Plant
Tel. +82-54-469-7114
Production : Power Cable up to 500kV, OHTL, OPGW, Data Cable, RF Feeder System, Copper Rod, Magnet Wire

Indong Plant
Tel. +82-54-469-7763
Production : Industrial Cable & Module, Optical Cable, Aluminum Materials

Donghae Plant
Tel. +82-33-820-3114
Production : Submarine Cable, Industrial Specialty Cable

R&D Center
Tel. +82-31-450-8114

Greater Value Together

LS Cable & System

LS Cable & System
www.lscns.com

LS RailSol™-Saflex
12F~17F, LS Tower, 127 LS-ro, Dongan-gu, Anyang-si, Gyeonggi-do, 431-848, Korea
Tel. 82-2-2189-9114