

Conduit Fitting Accessories








❖ Type of Explosion-proof
Flameproof (Ex d IIC)

❖ Standard Materials

- Carbon Steel
- Aluminium Alloy (AP Series)

❖ Standard Finish






- Zinc Electroplate
 - Natural (AP Series)
- If you want another color, contact us please.

Types				Reducer			Types		Socket	Plug		Nipple
Design							Design					
Conduit Size				Large : Male	Large : Male	Large : Female	Conduit Size					
Large		Small		Small : Female	Small : Female	Small : Male						
3/4"	22	1/2"	16	EXRA 2216	EXRB 2216	EXRC 2216	16	1/2"	EXSC 16	SP 16	AP 16	SN 16
1"	28	1/2"	16	EXRA 2816	EXRB 2816	EXRC 2816						
		3/4"	22	EXRA 2822	EXRB 2822	EXRC 2822						
1-1/4"	36	1/2"	16	EXRA 3616	EXRB 3616	EXRC 3616	22	3/4"	EXSC 22	SP 22	AP 22	SN 22
		3/4"	22	EXRA 3622	EXRB 3622	EXRC 3622						
		1"	28	EXRA 3628	EXRB 3628	EXRC 3628						
1-1/2"	42	1/2"	16	EXRA 4216	EXRB 4216	EXRC 4216	28	1"	EXSC 28	SP 28	AP 28	SN 28
		3/4"	22	EXRA 4222	EXRB 4222	EXRC 4222						
		1"	28	EXRA 4228	EXRB 4228	EXRC 4228						
		1-1/4"	36	EXRA 4236	EXRB 4236	EXRC 4236						
2"	54	1/2"	16	EXRA 5416	EXRB 5416	EXRC 5416	36	1-1/2"	EXSC 36	SP 36	AP 36	SN 36
		3/4"	22	EXRA 5422	EXRB 5422	EXRC 5422						
		1"	28	EXRA 5428	EXRB 5428	EXRC 5428						
		1-1/4"	36	EXRA 5436	EXRB 5436	EXRC 5436	42	1-1/2"	EXSC 42	SP 42	AP 42	SN 42
		1-1/2"	42	EXRA 5442	EXRB 5442	EXRC 5442						
2-1/2"	70	3/4"	22	EXRA 7022	EXRB 7022	EXRC 7022	54	2"	EXSC 54	SP 54	AP 54	SN 54
		1"	28	EXRA 7028	EXRB 7028	EXRC 7028						
		1-1/4"	36	EXRA 7036	EXRB 7036	EXRC 7036						
		1-1/2"	42	EXRA 7042	EXRB 7042	EXRC 7042	70	2-1/2"	EXSC 70	SP 70	AP 70	SN 70
		2"	54	EXRA 7054	EXRB 7054	EXRC 7054						
3"	82	1"	28	EXRA 8228	EXRB 8228	EXRC 8228	82	3"	EXSC 82	SP 82	AP 82	SN 82
		1-1/4"	36	EXRA 8236	EXRB 8236	EXRC 8236						
		1-1/2"	42	EXRA 8242	EXRB 8242	EXRC 8242						
		2"	54	EXRA 8254	EXRB 8254	EXRC 8254	92	3-1/2"	EXSC 92	SP 92	AP 92	SN 92
		2-1/2"	70	EXRA 8270	EXRB 8270	EXRC 8270						
3-1/2"	92	1-1/4"	36	EXRA 9236	EXRB 9236	EXRC 9236	92	3-1/2"	EXSC 92	SP 92	AP 92	SN 92
		1-1/2"	42	EXRA 9242	EXRB 9242	EXRC 9242						
		2"	54	EXRA 9254	EXRB 9254	EXRC 9254						
		2-1/2"	70	EXRA 9270	EXRB 9270	EXRC 9270	104	4"	EXSC 104	SP 104	AP 104	SN 104
		3"	82	EXRA 9282	EXRB 9282	EXRC 9282						
4"	104	1-1/2"	42	EXRA 10442	EXRB 10442	EXRC 10442						
		2"	54	EXRA 10454	EXRB 10454	EXRC 10454						
		2-1/2"	70	EXRA 10470	EXRB 10470	EXRC 10470						
		3"	82	EXRA 10482	EXRB 10482	EXRC 10482						
		3-1/2"	92	EXRA 10492	EXRB 10492	EXRC 10492						

Conduit Fitting

Types		Lock Nut	Bushing	Insulated Bushing	Grounding Bushing
Design					
Standard Materials		▪ Steel or Zinc Alloy			▪ Zinc Alloy
Standard Finish		▪ Zinc Electroplate			
Conduit Size		Catalog Number			
16	1/2"	SL 16	SB 16	SIB 16	SGB 16
22	3/4"	SL 22	SB 22	SIB 22	SGB 22
28	1"	SL 28	SB 28	SIB 28	SGB 28
36	1-1/2"	SL 36	SB 36	SIB 36	SGB 36
42	1-1/4"	SL 42	SB 42	SIB 42	SGB 42
54	2"	SL 54	SB 54	SIB 54	SGB 54
70	2-1/2"	SL 70	SB 70	SIB 70	SGB 70
82	3"	SL 82	SB 82	SIB 82	SGB 82
92	3-1/2"	SL 92	SB 92	SIB 92	SGB 92
104	4"	SL 104	SB 104	SIB 104	SGB 104

Types		Clamp	Saddle	Clamp Back	U-Bolt with Nut
Design					
Standard Materials		▪ Cast Iron or Steel			▪ Steel
Standard Finish		▪ Cast Iron : Hot Dip Galvanized ▪ Steel : Zinc Electroplate			▪ Hot Dip Galvanized ▪ Zinc Electroplated
Conduit Size		Catalog Number			
16	1/2"	SDC 16	SDS 16	SCB 16	SUB 16
22	3/4"	SDC 22	SDS 22	SCB 22	SUB 22
28	1"	SDC 28	SDS 28	SCB 28	SUB 28
36	1-1/2"	SDC 36	SDS 36	SCB 36	SUB 36
42	1-1/4"	SDC 42	SDS 42	SCB 42	SUB 42
54	2"	SDC 54	SDS 54	SCB 54	SUB 54
70	2-1/2"	SDC 70	SDS 70	SCB 70	SUB 70
82	3"	SDC 82	SDS 82	SCB 82	SUB 82
92	3-1/2"	SDC 92	SDS 92	SCB 92	SUB 92
104	4"	SDC 104	SDS 104	SCB 104	SUB 104

Types		Pipe Hanger		Pipe Clamp	Cable Tray Conduit Clamp	
Design						
Standard Materials		▪ Steel			▪ Body : Cast Iron ▪ Hook : Steel	
Standard Finish		▪ Zinc Electroplate			▪ Hot Dip Galvanized	
Conduit Size		Catalog Number				
16	1/2"	SHC 16	SHG 16	SPC 16	LCCI 16	LCCO 16
22	3/4"	SHC 22	SHG 22	SPC 22	LCCI 22	LCCO 22
28	1"	SHC 28	SHG 28	SPC 28	LCCI 28	LCCO 28
36	1-1/2"	SHC 36	SHG 36	SPC 36	LCCI 36	LCCO 36
42	1-1/4"	SHC 42	SHG 42	SPC 42	LCCI 42	LCCO 42
54	2"	SHC 54	SHG 54	SPC 54	LCCI 54	LCCO 54
70	2-1/2"	SHC 70	SHG 70	SPC 70	LCCI 70	LCCO 70
82	3"	SHC 82	SHG 82	SPC 82	LCCI 82	LCCO 82
92	3-1/2"	SHC 92	SHG 92	SPC 92	LCCI 92	LCCO 92
104	4"	SHC 104	SHG 104	SPC 104	LCCI 104	LCCO 104