



SEJIN ELECTRONICS, CO.

HIGH VOLTAGE POWER SUPPLY

MODEL:1260 ASN



SEJIN
Specification



CONTENTS

	PAGE
Introduction Of Power Supply (Power Pack)	3
Specifications	3
Function Diagram	5
Installation	6
Operation	7
Maintenance	8
Accessory	9
Application	9



Introduction of Power Supply (Power Pack)

The electric precipitator consists of an Ionizing part, a Collecting cell part . This method is called as a double stage electric charge method. An ionizing part grants a High Voltage (DC 10KV~12KV) and makes an electric field, which ionizes pollutants. Also a collecting part is formed to collect pollutants by providing a cell High Voltage (DC 5~6KV) to the collecting part. This can eliminate 0.01 μm particles dust and can be considered as the best way with more than 97% of efficiency.

Specifications

1) Model : SJ-1260ASN

2) Sources of electricity : AC 220V $\pm 10\%$, 1 Φ 50Hz-60Hz or
AC 110V $\pm 10\%$, 1 Φ 50Hz-60Hz.
(It is not free voltage model but customer option.)

3) Output :
IONIZER : 10KV~12KV
COLLECTOR : 5KV~6KV

4) Power : 80VA


5) Safety device : embedded protection circuit of surge and Overload

6) Protection time : 0.1sec

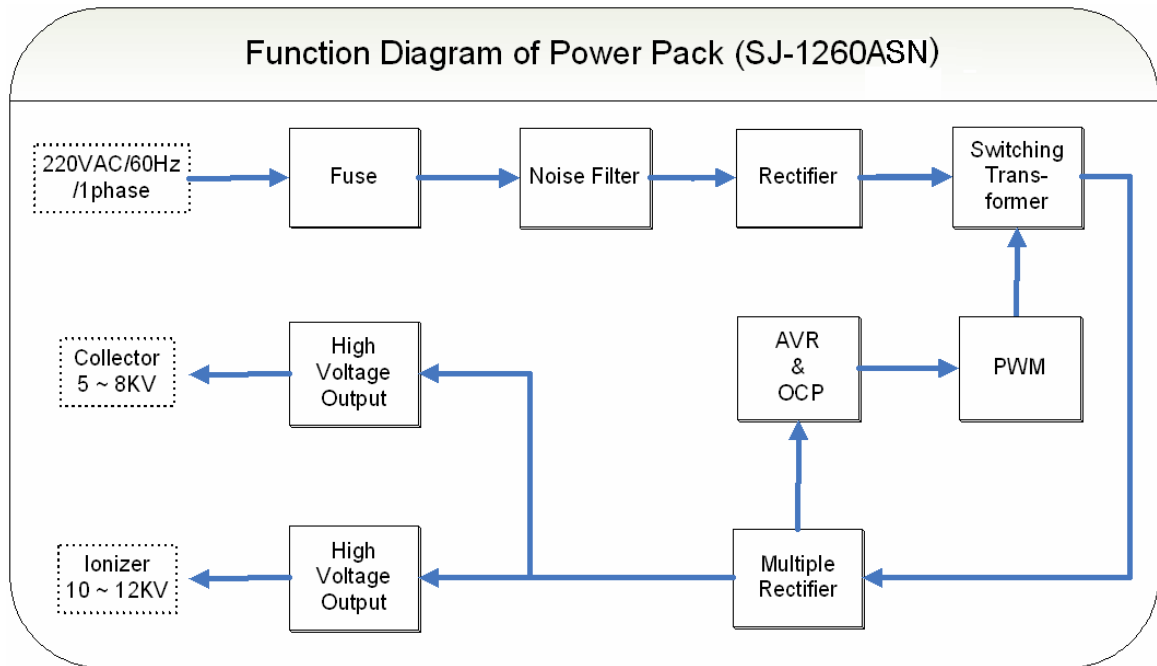
7) Alarm or indication function :

The output (DC 6V) terminal is connected LAMP or BUZZER (selectable)
-. Under a normal operation or a normal load, green LED lighted,
whereas under an Overload (or surge), a red LED is constantly blinked.

8) Dimension : H72x W160 x D100 (mm)



Function Diagram





Installation

1) Confirm the exact connection by the power pack wiring drawing.

2) Confirm the connection between a Power Pack and an Earth.
(see the figures in the Page.3)

i) Input terminal :

AC 110V 50Hz-60Hz or

AC 220V 50Hz-60Hz

ii) GND terminal :

Ground terminal.

iii) Output terminal (DC 6V) :

Working condition terminal.

(LED Lamp or Buzzer etc)

Remark : If your request for terminal, we can change it for you.

3) Confirm the connection between a terminal and electric line.

4) Confirm the connection of high voltage terminal in Power Pack

* DC 5KV~ 6KV ---- Terminal in Collector (Cell) side

* DC 10KV~12KV ---- Terminal in Ionizer side

* confirm exactly a connection part of high voltage terminal

- A good contacting connector must be used at connecting part and for the connection of high voltage line and an electric line a high pressure contraction tube must be used to endure enough durability and internal pressure.



Operation

- 1) In the above, (Page.6), first check the clause i), ii), iii), and then turn on the power pack external power switch–NFB or SW.
- 2) After turning it on, check whether the OUTPUT (DC 6V) in a side part of a terminal can be lighted in green or Buzzer state.
- 3) If it is working, POWER PACK is in normal operation.
- 4) Output : DC 5 ~ 6 KV (adjustable), DC 10~12 KV (adjustable).
 - * Simultaneous adjustable (blue VR-2 on the PCB).
- 5) Input and terminal :
 - Input : see the terminal figure (page.3)
AC 220V or AC 110V input
 - GND : see the terminal figure (page.3)
Earth (ground)
 - OUTPUT(DC 6V) / condition contact
it's low state, at abnormal and its high state, at normal.
(A poor connection is the cause of a trouble)
- 6) If you select to connect with LED.

Indicating LED:

- In normal, green LED is constantly lighted (6V).
- In abnormal, green LED is constantly off. (0V).

- 7) PCB coating : this enhances the durability of semiconductor element and prevents a damage of parts, so clears the cause of break.



Maintenance

- 1) Confirm whether a terminal connection of input AC voltage or not.
- 2) After checking Clause1), confirm the voltage of output terminal (in measuring, use a high voltage measurement TEST PROBE)
- 3) In measuring a high voltage, firstly measures it under no-load state, then if it's normal, measure it under load state.
(at this time, connect a terminal of IONIZER and COLLECTOR)
- 4) If in normal state, green LED is constantly lighted(if you select LED).
- 5) If a load is abnormal, that is to say, if it is in over-load or surge, LED is changed to off color. At this time, this indicates us abnormality at the side of COLLECTOR and IONIZER. Off-color(0V) is also happened in connecting a larger quantity of cell than a Pack's capacity.
* Reference *
When this state keeps on, it means a short circuit by a wrong insulation and a foreign substance at the load side of IONIZER or the side of COLLECTOR.
- 6) The normal insulation resistance of a load side is the followings.
: IONIZER: over 100 M Ω (DC 10KV insulation resistance measuring instrument)
: COLLECTOR: over 50M Ω (DC 5KV insulation resistance measuring instrument)


* Reference*

Off-color(0V) may be turned on by a over-current circuit caused by the over-load in normal operation, collection of foreign substances, the over-load by a short circuit or a bend of Collector's plate and IONIZER wire or saw plate. But it will soon operate because POWER PACK is normal at that time. Sometimes a FUSE of PCB may break by the over shocking current of an over-load, or a low voltage. At this time, change the FUSE of a rated current.

* Reference*

FUSE 2.5A (it's changeable to the capacity of a POWER)

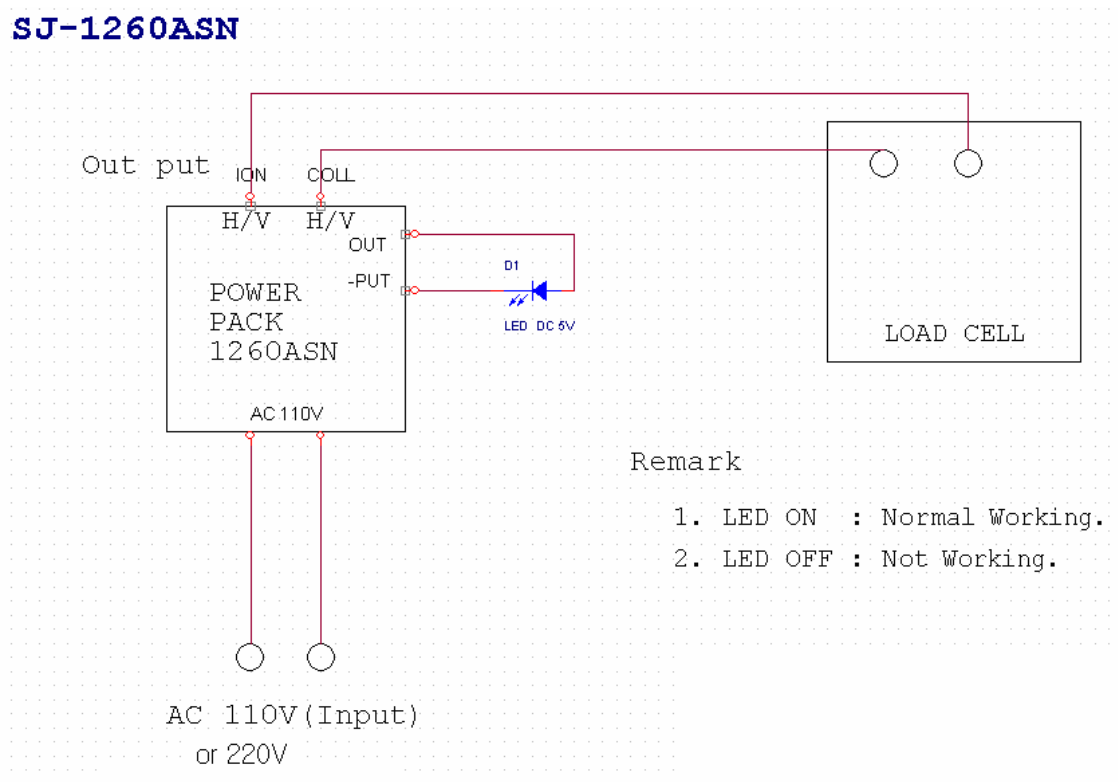
Accessory : Wire (GND, IONIZER, COLLECTOR)



Application :

Example

SJ-1260ASN



HIGH VOLTAGE POWER SUPPLY LIMITED WARRANTY



SEJIN ELECTRONICS, CO.

Post Office Box 122-813 • 489-6, Galhyun-dong eunpyung-ku, Seoul, Korea

(082) 02-389-2556 • FAX (082) 02-389-1903

www.sejics.com

SEJIN company warrants its high voltage power supply to be free from defects in workmanship or materials, under normal use and service, for a period of One Year from the date of purchase by the original owner. If at any time during the warranty period, the product is found to be defective or malfunctions, SEJIN company will repair or replace the defective part (at its option) and provide the shop labor to repair this high voltage power supply. This warranty shall not apply if it is shown by SEJIN that the defect or malfunction was caused by neglect or abuse during operation by consumer. The repaired or replaced part or unit will be shipped by SEJIN Company to the purchaser, freight prepaid. The warranty on any repaired or replacement part shall be for a duration of time no longer than the remaining or unexpired term of the original warranty.

This warranty does not cover any other charges incurred by the purchaser.

The sole responsibility of SEJIN shall be to repair the product within the terms stated above.

SEJIN SHALL NOT BE LIABLE FOR ANY CONSEQUENTIAL DAMAGES RESULTING FROM ANY BREACH OF WARRANTY, EXPRESS OR IMPLIED, APPLICABLE TO THIS PRODUCT. Some states do not allow the exclusion or limitation of consequential damages, so this limitation may not apply to you. THIS WARRANTY IS IN LIEU OF ALL OTHER WARRANTIES, EXPRESSED OR IMPLIED, AND THE WARRANTIES OF MERCHANTABILITY AND FITNESS FOR A PARTICULAR PURPOSE ARE HEREBY EXCLUDED BEYOND THE ONE YEAR DURATION OF THIS WARRANTY.

Some states do not allow limitations on how long an implied warranty lasts, so the above limitation may not apply to you. This warranty gives you specific legal rights, and you may also have other rights which can vary from state to state.