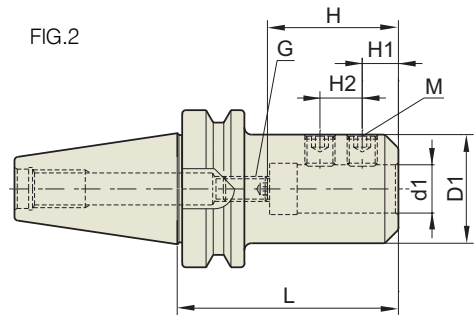
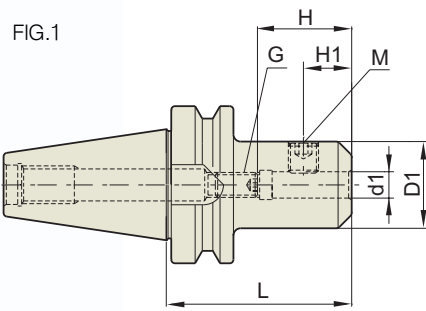


SIDE LOCK ARBOR

MAS - BT 403



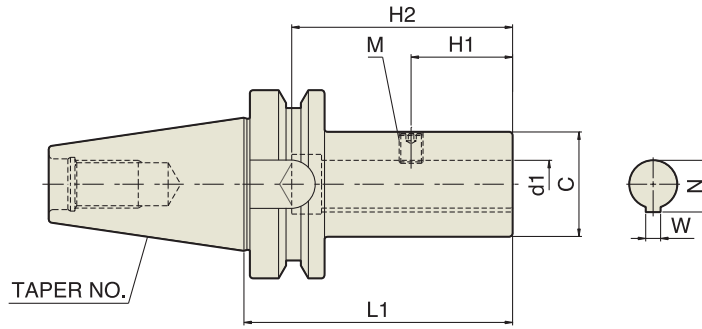
MAS - BT 403	Taper Accuracy AT3	G Value	RPM	Coolant System
-----------------	--------------------------	---------	-----	-------------------

TAPER No.	CODE No.	d1	L	D1	H		H1	H2	M	G	중량 (kg)	재고
					MIN	MAX						
30	BT30-SLA 6-60	6	60	25	20	35	18	-	M5	M5	0.7	
	BT30-SLA 8-60	8	60	28	20	35	18	-	M6	M6	0.8	
	BT30-SLA10-60	10	60	35	35	50	14	13	M8	M8	0.9	
	BT30-SLA12-60	12	60	40	35	50	14	13	M10	M10	1.1	
	BT30-SLA14-60	14	60	40	35	50	14	13	M10	M10	1.2	
	BT30-SLA16-75	16	75	40	55	70	25	20	M12	M12	1.3	●
	BT30-SLA20-75	20	75	50	55	70	25	20	M12	M12	1.4	●
	BT30-SLA25-75	25	75	50	55	70	25	20	M14	M12	1.5	●
	BT30-SLA32-105	32	105	60	65	80	30	20	M16	M12	1.6	●
40	BT40-SLA 6-60	6	60	25	20	35	18	-	M5	M5	1.1	
	BT40-SLA 8-60	8	60	28	20	35	18	-	M6	M6	1.1	
	BT40-SLA10-60	10	60	35	35	50	14	13	M8	M8	1.2	
	BT40-SLA12-60	12	60	40	35	50	14	13	M10	M10	1.4	
	BT40-SLA16-90	16	90	40	55	70	25	20	M12	M12	1.5	●
	BT40-SLA20-90	20	90	50	55	70	25	20	M12	M12	1.8	●
	BT40-SLA25-90	25	90	50	55	70	25	20	M14	M12	1.7	●
	BT40-SLA32-90	32	90	60	65	80	30	20	M16	M12	1.9	●
	BT40-SLA40-90	40	90	70	65	80	30	20	M16	M12	1.8	●
BT40-SLA42-90	42	90	70	65	80	30	20	M16	M12	1.8	●	
50	BT50-SLA 6-90	6	90	25	25	40	18	-	M5	M5	3.7	
	BT50-SLA 8-90	8	90	28	25	40	18	-	M6	M6	3.9	
	BT50-SLA10-90	10	90	35	35	50	15	15	M8	M8	4.1	
	BT50-SLA12-90	12	90	40	40	55	15	15	M10	M10	4.3	
	BT50-SLA14-90	14	90	40	40	55	15	15	M10	M10	4.3	
	BT50-SLA16-105	16	105	40	55	70	25	20	M12	M12	4.4	●
	BT50-SLA20-105	20	105	50	55	70	25	20	M12	M12	4.8	●
	BT50-SLA25-105	25	105	50	55	70	25	20	M14	M12	4.7	●
	BT50-SLA32-105	32	105	60	65	80	25	25	M16	M12	4.0	●
	BT50-SLA40-105	40	105	70	65	80	25	25	M16	M12	4.5	●
	BT50-SLA42-105	42	105	70	65	80	25	25	M16	M12	4.7	●
	BT50-SLA50.8-121	50.8	121	95	-	87	34	36	M20	-	5.0	●

SIDE LOCK ARBOR

SIDE LOCK ARBOR

MAS 403 BT



MAS
- BT 403

Taper
Accuracy
AT3

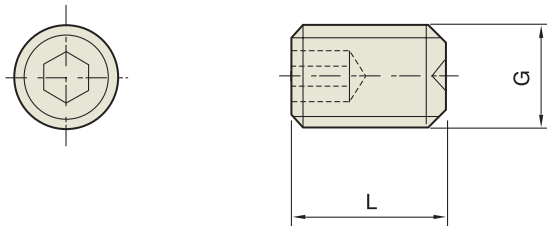
G Value

RPM

Coolant
System

TAPER No.	CODE No.	d1	D1	L1	H1	H2	M	W	N	중량 (KG)	재고
40	BT40-SLB26-105	26	50	105	40	85	M10	5	28.2	1.3	
	BT40-SLB35-135	35	60	135	55	105	M10	6	37.6	2.2	
	BT40-SLB35T-135	35	60	135	55	105	M10	7	38.2	2.2	
50	BT50-SLB26-105	26	50	105	40	85	M10	5	28.2	4.4	
	BT50-SLB35-135	35	60	135	55	106	M10	6	37.6	4.7	
	BT50-SLB35T-135	35	60	135	55	106	M10	7	38.2	4.7	
	BT50-SLB48-165	48	80	165	65	129	M10	8	51.0	6.5	

잠금나사 SIDE LOCK ARBOR 용



Taper
Accuracy
AT3

G Value

RPM

Coolant
System

CODE No.	G	L	HOLDER SIZE	중량 (KG)	재고
M5×08 SL	M5×0.8	8	SLA6		●
M6×10 SL	M6×1.0	10	SLA8		●
M8×10 SL	M8×1.25	10	SLA10		●
M10×12 SL	M10×1.5	12	SLA12/SLA14		●
M12×16 SL	M12×1.75	16	SLA16/SLA20		●
M14×16 SL	M14×2.0	16	SLA25		●
M16×16 SL	M16×2.0	16	SLA32/SLA40/SLA42		●
M20×25 SL	M20×2.5	25	SLA50.8		●

SIDE LOCK
ARBOR