



## SPS / D - BH3000

SPS / D - BH3000

SunStar pattern series

Application	
G	Medium material
K	Knit

### ◎ 제품사양

Model	SPS/D-BH3000G	SPS/D-BH3000K
Application [material]	Medium	Medium
Max. sewing speed [spm]	4,000	4,000
Lift of the presser foot [mm]	Auto 13	13
Needle bar stroke [mm]	35	35
Cutter length [mm]	6.4 ~ 31.8	6.4 ~ 31.8
Button hole sewing area [mm]	Length 40	40
	Width 6	6
No. of input patterns	99 [Standard 4]	99 [Standard 4]
No. of input stitches	768/1-Pattern	768/1-Pattern
Needle	DPx5 #14	DPx5 #11
Hook	Drive type Rotary	Rotary
	Position Vertical	Vertical
Lubrication	Auto	Auto
Emergency stop	○	○
Thread roll	○	○
Auto thread trimming	○	○
Feeding system	Pulse motor	Pulse motor
Motor	Servo motor [Direct]	Servo motor [Direct]

Specifications and appearance of products are subject to change without notice for the performance improvement.



#### OVERSEAS MARKETING DIVISION

**SUNSTAR CO., LTD.**  
#178-212, Gajwa-dong, Seo-gu, Incheon, Korea  
tel: 82-32-580-5600 fax: 82-32-584-3020

#### OVERSEAS NETWORK

| SUNSTAR U.S.A. INC |  
tel: 1-305-591-9596 fax: 1-305-591-0661  
| SUNSTAR DO BRASIL LTDA |  
tel: 55-11-3362-3434 fax: 55-11-3362-3444  
| SUNSTAR MACHINERY EUROPE GMBH |  
tel: 43-2236-660-229 fax: 43-2236-660-2293  
| SUNSTAR BELARUS OFFICE |  
tel: 375-17-237-1834  
| SUNSTAR MACHINERY SINGAPORE PTE LTD. |  
tel: 65-6227-7545 fax: 65-6227-7905  
| SUNSTAR BANGALORE BRANCH OFFICE |  
tel: 91-80-2653-0365-6 fax: 91-80-2653-0367

#### OVERSEAS NETWORK

| SUNSTAR DELHI BRANCH OFFICE |  
tel: 91-120-4560057-8 fax: 91-120-4560059  
| SUNSTAR DHAKA BRANCH OFFICE |  
tel: 88-02-881-9153 fax: 88-02-883-5707  
| SUNSTAR CHITTAGONG BRANCH OFFICE |  
tel: 88-031-255-2497 fax: 88-031-255-2497  
| SUNSTAR JAKARTA BRANCH OFFICE |  
tel: 62-21-4586-5839 fax: 62-21-4586-5840  
| SUNSTAR HOCHIMINH BRANCH OFFICE |  
tel: 84-8-3592-3703 fax: 84-8-3592-3704  
| SUNSTAR HANOI BRANCH OFFICE |  
tel: 84-4-2210-0560 fax: 84-4-6282-2433  
| SUNSTAR MACHINERY SHANGHAI CO.,LTD |  
tel: 86-21-6957-6308-6312 fax: 86-21-6957-6092  
| SUNSTAR MACHINERY SHANGHAI CO.,LTD |  
tel: 86-21-6353-2233 fax: 86-21-6353-8640  
| SUNSTAR QINGDAO BRANCH OFFICE |  
tel: 86-532-6691-1991 fax: 86-532-6691-2262  
| SUNSTAR NANJING BRANCH OFFICE |  
tel: 86-25-8459-4758 fax: 86-25-8459-4408  
| SUNSTAR HANGZHOU BRANCH OFFICE |  
tel: 86-571-8577-9477 fax: 86-571-8577-9478  
| SUNSTAR DONGGUAN BRANCH OFFICE |  
tel: 86-769-2249-1610 fax: 86-769-2234-4042  
| SUNSTAR ZHENGZHOU BRANCH OFFICE |  
tel: 86-371-8606-8393 fax: 86-371-8606-8393  
| SUNSTAR TIANJIN BRANCH OFFICE |  
tel: 86-22-6249-6150 fax: 86-22-6089-1737  
| SUNSTAR SHISHI BRANCH OFFICE |  
tel: 86-595-8858-881 fax: 86-595-8855-7874  
| SUNSTAR CHENH DU BRANCH OFFICE |  
tel: 86-28-8311-7620 fax: 86-28-8312-7620  
| SUNSTAR NANNING BRANCH OFFICE |  
tel: 86-771-386-6432 fax: 86-771-386-7432  
| SUNSTAR NANCHANG BRANCH OFFICE |  
tel: 86-791-8384-9667 fax: 86-791-8384-9663  
| SUNSTAR SHENYANG BRANCH OFFICE |  
tel: 86-24-2366-3268 fax: 86-24-2366-3268  
| SUNSTAR HEFEI BRANCH OFFICE |  
tel: 86-551-424-8000 fax: 86-551-424-8000  
| SUNSTAR WUHAN BRANCH OFFICE |  
tel: 86-27-8375-3080 fax: 86-27-8375-0371

#### WEB - SITE

[www.sunstar.co.kr](http://www.sunstar.co.kr)

#### E - MAIL

marketing@sunstar.co.kr

## Features

01



### Emergency stop switch

By emergency stop switch on the head, it is possible to stop the machine quickly in emergency situation.

02



### Safety plate

Through adoption of transparent safety plate on the head, the machine can secure the safety sewing working without any inconvenience.

03



### Bobbin winder

It is easy to replace bobbin thread by bobbin winder which was placed in perfect position.

04



### Oil window

The oil window on the sewing machine makes it easy to find out the oil resupply timing.

05



### Operation box

- Compact design: Even the inexperienced user can use the sewing machine without many problems with the easy-to-use design.
- Maximized stability: With the optimal size, the OP box does not move during the machine operation.
- Definition adjustment: The definition of the screen can be adjusted by user with a dial.
- The double sewing: It is possible to perform the double sewing by easy operation, it can make stale and firm button hole shape.




## Direct drive, electronically controlled, lock stitch, button hole sewing machine series developed through the advanced technology of SunStar.

- The maximum sewing speed of 4,000 spm increases the productivity. And high quality can be achieved at the same time by the efficient motions developed by comprehensive and thorough researches/analysis to handle various shapes of button holes.
- Well-balanced seams can be achieved by using the standard machine capable of making button holes on knit materials with stability and speed.
- The speedy and precise operation of cutters employing a smart solenoid helps make up perfect button holes and increase productivity.
- Since the machines form a variety of button holes using an electronically controlled mechanism that does not need the replacement of clutches or cams, they are excellent at small-quantity production of multiple products and thus ensure high productivity.

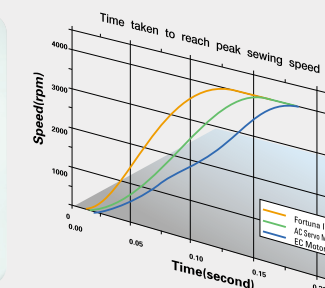
## CONTROL BOX

- Smaller & lighter control box : It is 30% smaller and 50% lighter than the previous control box, so that the space under the sewing table is dramatically expanded.
- Easy breakdown recognition : When machine errors occur, the LED lamp blinks to help users easily pinpoint and check problematic areas.
- Rack Type Design : With wireless rack-type structure, it is highly durable, reduces heat generation, and supports easy A/S service.



## DIRECT DRIVE

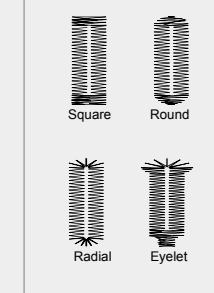
Equipped with 500W AC servo motor, the sewing machine can powerfully handle heavy materials.



Compared with competitors, more stable motor capability is offered based on 3-D CAD & CAE interpretation, it produces less noises and low vibration. The sewing machine can make accurate stop, and its prompt and smooth responsiveness leads to productivity enhancement.

## Pattern

### Standard Pattern



### Combination Pattern

