

TC-5910DP Pneumatic Shield Box



Features

- High RF Shielding
- Pneumatic control of lid open-close and optional test fixture motions
- EMI filters on all Data and DC lines
- Easily customizable to meet various test needs
- RS-232C Remote Control

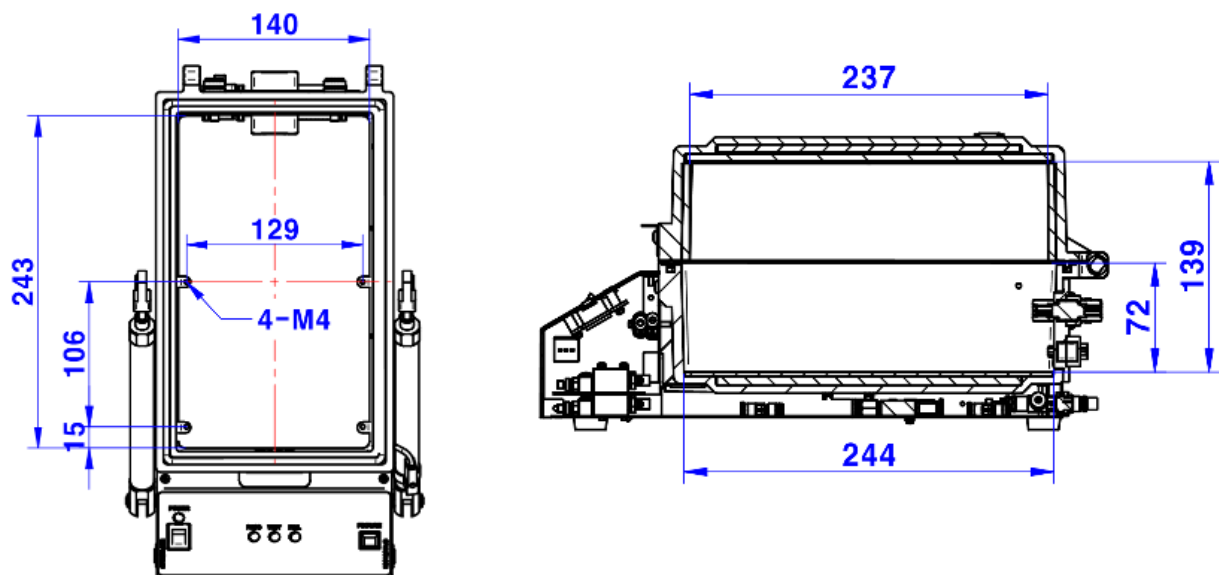
Specifications

Mechanical Specifications

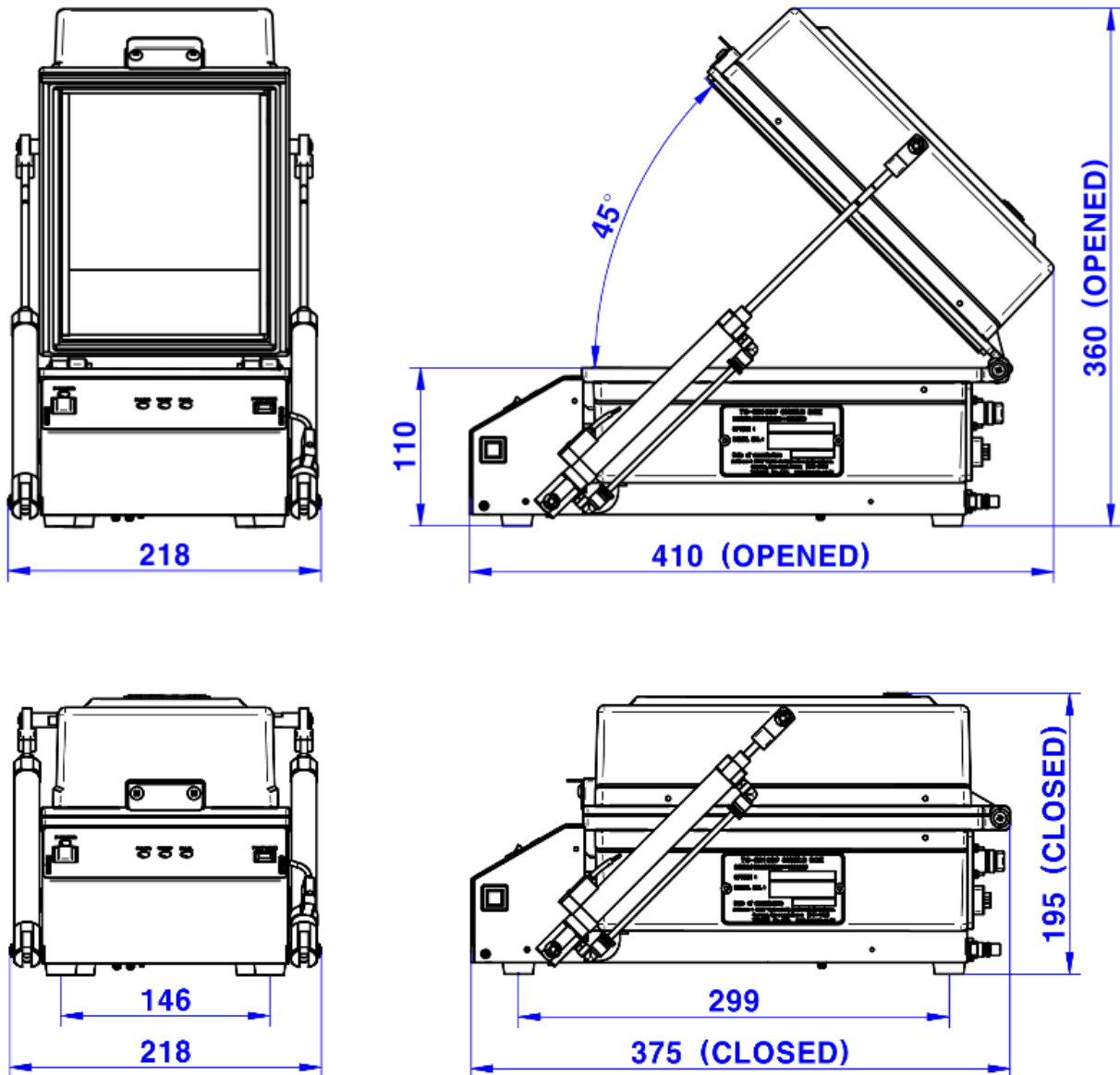
Line voltage	
	DC 24 V, Max. 2 A
Remote control	
	RS-232C, 3 wire, DB9(s)
Air connection	
Main connector	6 mm OD hose, one-touch push-on fitting
Fixture control connector	4 mm OD hose, one-touch push-on fitting
Input air pressure	5 to 10 bar
Dimension	
Inside	140(W) x 244(D) x 139(H) mm
Outside	218(W) x 375(D) x 195(H) mm, lid closed. 410(D) x 360(H) mm, lid open.
Weight	approx. 7 kg
*Packing	
Size	365(W) x 450(D) x 280(H) mm
Weight	approx. 8 kg
*The size or weight of a package may vary on how to pack a package.	

Dimensions

TC-5910DP Inner Dimension



TC-5910DP Outer Dimension



Typical RF Shielding


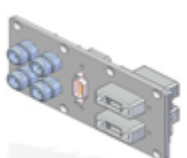

- The shielding effectiveness below is measured when the blank panel is mounted; other I/O interface panel results a different shielding effectiveness of the shield box.

Frequency	Shielding effectiveness (dB)
100 to 2000 MHz	> 70 dB
2000 to 3000 MHz	> 70 dB
3000 to 6000 MHz	> 60 dB

Ordering Information

Order Number	Description
TC-5910DP	Pneumatic Shield Box (including accessories below) Test Report RF Cable, RG-400S, N(m) to N(m) 1 m, 1 pc DATA Cable, DB9(s) to DB9(s) 2 m, 1 pc Air Coupler, 1 pc Switching Power Supply, 1 pc





Pre-Configured I/O Interface Panel

I/O Interface Panel	Order Number	Configuration
 Data Interface Panel	M591023A	<ul style="list-style-type: none"> four(4) N(f) outside and SMA(f) inside two(2) USB 2.0 outside and inside
 Data Interface Panel	M591034A	<ul style="list-style-type: none"> four(4) N(f) outside and SMA(f) inside one(1) DB9(p) outside and DB9(s) inside, 1000 pF Pi filter two(2) USB 2.0 outside and inside
 Data Interface Panel	M591036A	<ul style="list-style-type: none"> two(2) SMA(f) outside and SMA(f) inside one(1) DB25(p) outside and DB25(s) inside, 1000 pF Pi filter one(1) DB9(p) outside and DB9(s) inside, 100 pF Pi filter one(1) USB 2.0 outside and inside one(1) Banana Jack type DC power Adapter

Custom I/O Interface Panel

- Customized I/O Interface panels are available. Please contact Tescom sales team or your local distributor.

I/O Interface	Order Number	Typical Data Rate / Line Voltage	*Typical Shielding
 DB37, 1000pF pi Filter	3409-0012-1	3 Mbps / 100 VDC, 5 Amps max	>70 dB from 0.5 to 2 GHz >80 dB from 2 to 3 GHz >70 dB from 3 to 6 GHz
 DB25, 1000pF pi Filter	3409-0009-1	3 Mbps / 100 VDC, 5 Amps max	>70 dB from 0.5 to 2 GHz >80 dB from 2 to 3 GHz >70 dB from 3 to 6 GHz
 DB25, 100pF pi Filter	3409-0014-1	10 Mbps / 100 VDC, 5 Amps max	>50 dB from 0.5 to 2 GHz >60 dB from 2 to 3 GHz >60 dB from 3 to 6 GHz
 DB9, 1000pF pi Filter	3409-0008-1	3 Mbps / 100 VDC, 5 Amps max	>70 dB from 0.5 to 2 GHz >80 dB from 2 to 3 GHz >70 dB from 3 to 6 GHz
 DB9, 100pF pi Filter	3409-0010-1	10 Mbps / 100 VDC, 5 Amps max	>50 dB from 0.5 to 2 GHz >60 dB from 2 to 3 GHz >60 dB from 3 to 6 GHz
 USB 2.0 Filter	3409-0018A-3	480 Mbps / 5 V, 500 mA / Max Current: 5A	>60 dB from 0.5 to 2 GHz >70 dB from 2 to 3 GHz >70 dB from 3 to 6 GHz
 USB 3.0 Filter(Active)	3409-0042A-1	5000 Mbps / 5 V, 900 mA / Max Current: 1.5 A	>70 dB from 0.5 to 2 GHz >70 dB from 2 to 3 GHz >55 dB from 3 to 6 GHz
 RJ-45 Filter	3409-0022A	1 Gbit/s Copper-Line Ethernet (1000 BASE-T)	>60 dB from 0.5 to 2 GHz >70 dB from 2 to 3 GHz >70 dB from 3 to 6 GHz
 DC Power Adaptor,	3406-0004A	50 VDC, 3 Amps max	>70 dB from 0.5 to 2 GHz >80 dB from 2 to 3 GHz >80 dB from 3 to 6 GHz

I/O Interface	Order Number	Typical Data Rate / Line Voltage	*Typical Shielding
 DC Power Adaptor, Banana Jack Type	3406-0005A 3406-0006A	50 VDC, 10 Amps max	>70 dB from 0.5 to 2 GHz >80 dB from 2 to 3 GHz >80 dB from 3 to 6 GHz
 AC Power Adaptor	3103-0009A	250 VAC, 7 Amps max	>70 dB from 0.5 to 2 GHz >80 dB from 2 to 3 GHz >80 dB from 3 to 6 GHz
 RF, N-SMA Connector	3408-0038		>60 dB from 0.5 to 2 GHz >70 dB from 2 to 3 GHz >70 dB from 3 to 6 GHz
 RF, SMA-SMA Connector	3408-0039		>60 dB from 0.5 to 2 GHz >70 dB from 2 to 3 GHz >70 dB from 3 to 6 GHz

- Each shielding effectiveness is measured when each I/O interface panel, which is shown above, is mounted.
- Above data was measured by Tescom, The Shielding Effectiveness might be different based on the measuring method and condition.
- This data has been measured under the condition that the cables are not connected to each filters. When the cables are connected it can affect the shielding performance.

SPECIFICATIONS SUBJECT TO CHANGE WITHOUT PRIOR NOTICE