


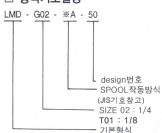
CAM OPERATED VALVE

LMD



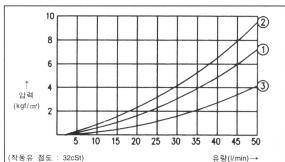
형식 기호	JIS 기호	P → A P → B	A → T B → T
LMD-G02-2A LMD-T01-2A		①	②
LMD-G02-3A LMD-T01-3A		①	③
LMD-G02-20A LMD-T01-20A		①	-

형식기호설명



※ LMD-T01 나사배관방식도 제작가능합니다.

압력강하특성



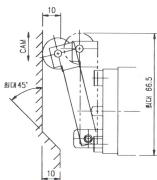
사양

형식기호	최고사용압력 (kgf/cm²)	최대유량 (L/min)	TANK측 허용배압 (kgf/cm²)	중량 (kg)
LMD-G02	250	50	70	1.1
LMD-T01	250	50	70	1.1

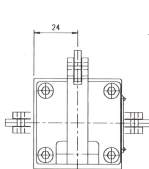
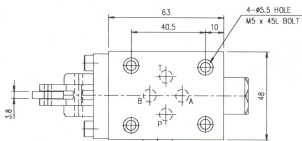
부속품

- SOCKET HEAD BOLT M5×45L 4개(LMD-G02)
- SOCKET HEAD BOLT M5×45L 3개(LMD-T01)

▣ 외형치수도



CAM과 ROLLER의 상호 위치



CAM과 ROLLER의 상호 위치

• ROLLER의 표준방향은
상면이나 좌면으로 회전 가능함.

